



# 21D 2017

ELECCIONS  
AL PARLAMENT  
DE CATALUNYA





**FINAL RESULTS REPORT**

NOTE: Agreement of the Junta Electoral Central of December 18, 2017: as a consequence of the withdrawal of the list *Diàleg Republicà*, the votes issued in favour of this list count as blank ballots (exp. 283/761).

## Turnout summaries





Catalonia				
	Polling stations committees		Electoral roll	
	Totals	8.247		5.328.061
Set up	8.247	100%	5.328.061	100%
Suspended	0	0%	0	0%
1st summary	8.247	100%	5.328.061	100%
2nd summary	8.247	100%	5.328.061	100%

Turnout percentage				
1st summary	34,69%			2017
	35,10%			2015
2nd summary	68,26%			2017
	63,12%			2015





Barcelona				
	Polling stations committees		Electoral roll	
	Totals	5.885		3.981.214
Set up	5.885	100%	3.981.214	100%
Suspended	0	0%	0	0%
1st summary	5.885	100%	3.981.214	100%
2nd summary	5.885	100%	3.981.214	100%

Turnout percentage				
1st summary	34,58%			2017
	34,72%			2015
2nd summary	68,58%			2017
	63,21%			2015





Girona				
	Polling stations committees		Electoral roll	
	Totals	825		499.733
Set up	825	100%	499.733	100%
Suspended	0	0%	0	0%
1st summary	825	100%	499.733	100%
2nd summary	825	100%	499.733	100%

Turnout percentage				
1st summary	35,20%			2017
	38,47%			2015
2nd summary	68,16%			2017
	65,08%			2015





Lleida				
	Polling stations committees		Electoral roll	
	Totals	534		297.866
Set up	534	100%	297.866	100%
Suspended	0	0%	0	0%
1st summary	534	100%	297.866	100%
2nd summary	534	100%	297.866	100%

Turnout percentage				
1st summary	34,41%			2017
	33,75%			2015
2nd summary	66,65%			2017
	61,11%			2015

Tarragona				
	Polling stations committees		Electoral roll	
	Totals	1.003		549.248
Set up	1.003	100%	549.248	100%
Suspended	0	0%	0	0%
1st summary	1.003	100%	549.248	100%
2nd summary	1.003	100%	549.248	100%

Turnout percentage				
1st summary	35,11%			2017
	35,56%			2015
2nd summary	66,84%			2017
	61,78%			2015



**Generalitat de Catalunya**

