



21D 2017

ELECCIONS
AL PARLAMENT
DE CATALUNYA





INFORME DE RESULTATS DEFINITIUS

NOTA: Acord de la Junta Electoral Central de 18 de desembre de 2017: com a conseqüència de la retirada de la candidatura Diàleg Republicà, els vots emesos a favor d'aquesta candidatura es comptabilitzen com a vots en blanc (exp. 283/761).





Avanços de participació	1
Catalunya	2
Circumscripcions	3
Comarques	7
Candidatures	10
Municipis de Barcelona	13
Municipis de Girona	35
Municipis de Lleida	50
Municipis de Tarragona	66
Resum	79
Candidatures més votades per circumscripció	80
Candidatures més votades per comarca	81
Parlament de Catalunya. Composició del Parlament	83

Avanços de participació





Catalunya				
	Meses		Cens	
Totals	8.247		5.328.061	
Constituides	8.247	100%	5.328.061	100%
Suspeses	0	0%	0	0%
1r avanç	8.247	100%	5.328.061	100%
2n avanç	8.247	100%	5.328.061	100%

Participació				
1r avanç	34,69%			2017
	35,10%			2015
2n avanç	68,26%			2017
	63,12%			2015





Barcelona				
	Meses		Cens	
Totals	5.885		3.981.214	
Constituides	5.885	100%	3.981.214	100%
Suspeses	0	0%	0	0%
1r avanç	5.885	100%	3.981.214	100%
2n avanç	5.885	100%	3.981.214	100%

Participació				
1r avanç	34,58%			2017
	34,72%			2015
2n avanç	68,58%			2017
	63,21%			2015





Girona				
	Meses		Cens	
Totals	825		499.733	
Constituides	825	100%	499.733	100%
Suspeses	0	0%	0	0%
1r avanç	825	100%	499.733	100%
2n avanç	825	100%	499.733	100%

Participació				
1r avanç	35,20%			2017
	38,47%			2015
2n avanç	68,16%			2017
	65,08%			2015

Lleida				
	Meses		Cens	
Totals	534		297.866	
Constituides	534	100%	297.866	100%
Suspeses	0	0%	0	0%
1r avanç	534	100%	297.866	100%
2n avanç	534	100%	297.866	100%

Participació				
1r avanç	34,41%			2017
	33,75%			2015
2n avanç	66,65%			2017
	61,11%			2015

Tarragona				
	Meses		Cens	
Totals	1.003		549.248	
Constituides	1.003	100%	549.248	100%
Suspeses	0	0%	0	0%
1r avanç	1.003	100%	549.248	100%
2n avanç	1.003	100%	549.248	100%

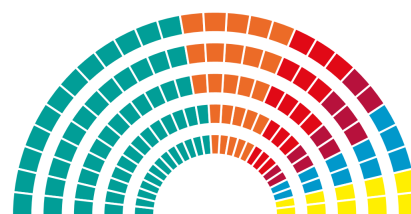
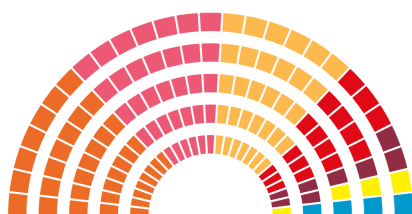
Participació				
1r avanç	35,11%			2017
	35,56%			2015
2n avanç	66,84%			2017
	61,78%			2015

Catalunya

Escrutat: 100%

	2017		2015	
Total votants	4.392.891	79,09%	74,95%	
Abstenció	1.161.564	20,91%	25,05%	
Vots nuls	16.092	0,37%	0,39%	
Vots en blanc	19.431	0,44%	0,53%	
Vots a candidatures	4.357.368	99,19%	99,08%	

Diputats a elegir: 135



2017			
Candidatures	Vots		Dip.
C's	1.109.732	25,35%	36
JUNTSxCAT	948.233	21,66%	34
ERC-CatSí	935.861	21,38%	32
PSC	606.659	13,86%	17
CatComú-Podem	326.360	7,46%	8
CUP	195.246	4,46%	4
PP	185.670	4,24%	4
PACMA	38.743	0,89%	
RECORTES CERO-GRUPO VERDE	10.287	0,24%	
PU M+J	577	0,01%	
DIÀLEG (C. RETIRADA)	0	0%	

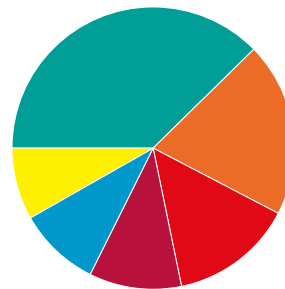
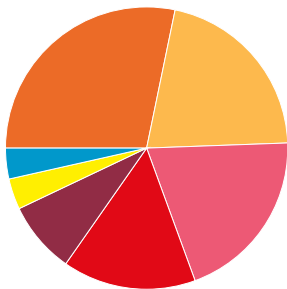
2015			
Dip.	Vots		Candidatures
25	736.364	17,90%	C's
16	523.283	12,72%	PSC
10	337.794	8,21%	CUP
11	349.193	8,49%	PP
	30.157	0,73%	PACMA
	14.444	0,35%	RECORTES CERO-ELS VERDS
62	1.628.714	39,59%	JxSí
11	367.613	8,94%	CatSiqueesPot
	103.293	2,51%	unio.cat
	1.167	0,03%	GANEMOS
	327	0,01%	PIRATA.CAT/XDT

Barcelona

Escrutat: 100%

	2017		2015	
Total votants	3.296.800	79,32%	75,03%	
Abstenció	859.509	20,68%	24,97%	
Vots nuls	10.925	0,33%	0,33%	
Vots en blanc	14.163	0,43%	0,50%	
Vots a candidatures	3.271.712	99,24%	99,17%	

Diputats a elegir: 85



2017		
Candidatures	Vots	Dip.
C's	868.365 26,43%	24
ERC-CatSí	678.030 20,63%	18
JUNTSxCAT	624.261 19,00%	17
PSC	497.650 15,15%	13
CatComú-Podem	276.810 8,42%	7
CUP	143.711 4,37%	3
PP	142.934 4,35%	3
PACMA	31.330 0,95%	
RECORTES CERO-GRUPO VERDE	8.621 0,26%	
DIÀLEG (C. RETIRADA)	0 0%	

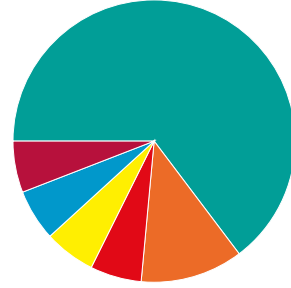
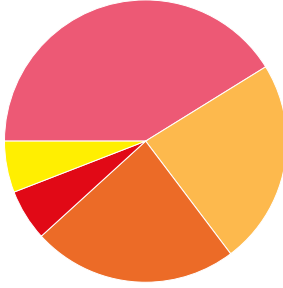
2015		
Dip.	Vots	Candidatures
17	581.032 18,84%	C's
12	421.487 13,67%	PSC
7	255.328 8,28%	CUP
8	272.804 8,85%	PP
	24.426 0,79%	PACMA
	12.329 0,40%	RECORTES CERO-ELS VERDS
32	1.112.922 36,09%	JxSí
9	312.527 10,13%	CatSíqueesPot
	75.700 2,45%	unio.cat






Girona







Escrutat: 100%

	2017		2015	
Total votants	409.966	79,16%	75,94%	
Abstenció	107.919	20,84%	24,06%	
Vots nuls	1.863	0,45%	0,53%	
Vots en blanc	1.833	0,45%	0,53%	
Vots a candidatures	406.270	99,10%	98,94%	

Diputats a elegir: 17



2017			
Candidatures	Vots		Dip.
 JUNTSxCAT	149.638	36,67%	7
 ERC-CatSí	88.582	21,71%	4
 C's	79.634	19,51%	4
 PSC	35.197	8,62%	1
 CUP	21.708	5,32%	1
CatComú-Podem	16.482	4,04%	
PP	11.646	2,85%	
PACMA	2.582	0,63%	
RECORTES CERO-GRUPO VERDE	560	0,14%	
PU M+J	241	0,06%	
DIÀLEG (C. RETIRADA)	0	0%	

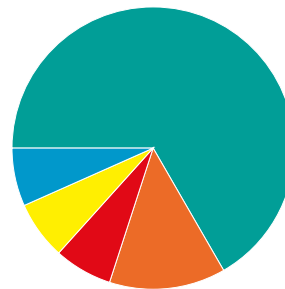
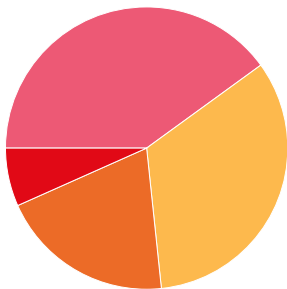
2015			
Dip.	Vots		Candidatures
2	48.346	12,53%	C's 
1	33.416	8,66%	PSC 
1	33.117	8,58%	CUP 
1	22.660	5,87%	PP 
	1.823	0,47%	PACMA
	759	0,20%	RECORTES CERO-ELS VERDS
11	216.333	56,06%	JxSí 
1	18.399	4,77%	CatSíqueesPot 
	8.295	2,15%	unio.cat
	327	0,08%	PIRATA.CAT/XDT
	320	0,08%	GANEMOS

Lleida

Escrutat: 100%

	2017		2015	
Total votants	242.057	77,11%	73,63%	
Abstenció	71.861	22,89%	26,37%	
Vots nuls	1.002	0,41%	0,51%	
Vots en blanc	1.341	0,55%	0,75%	
Vots a candidatures	239.714	99,03%	98,75%	

Diputats a elegir: 15



2017		
Candidatures	Vots	Dip.
JUNTsxCAT	78.303 32,48%	6
ERC-CatSí	64.417 26,72%	5
C's	40.908 16,97%	3
PSC	21.795 9,04%	1
CUP	12.140 5,04%	
PP	10.902 4,52%	
CatComú-Podem	9.415 3,91%	
PACMA	1.186 0,49%	
PU M+J	336 0,14%	
RECORTES CERO-GRUPO VERDE	312 0,13%	
DIÀLEG (C. RETIRADA)	0 0%	

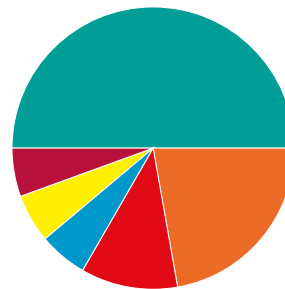
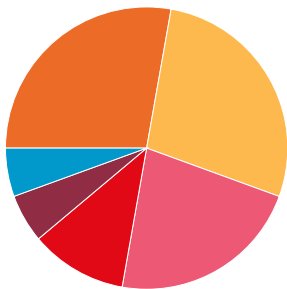
2015		
Dip.	Vots	Candidatures
2	26.612 11,58%	C's
1	19.364 8,43%	PSC
1	18.736 8,15%	CUP
1	16.761 7,29%	PP
	1.046 0,46%	PACMA
	391 0,17%	RECORTES CERO-ELS VERDS
10	126.922 55,22%	JxSí
	9.879 4,30%	CatSiqueesPot
	8.178 3,56%	unio.cat
	221 0,10%	GANEMOS

Tarragona

Escrutat: 100%

	2017		2015	
Total votants	444.068	78,41%	74,19%	
Abstenció	122.275	21,59%	25,81%	
Vots nuls	2.302	0,52%	0,58%	
Vots en blanc	2.094	0,47%	0,63%	
Vots a candidatures	439.672	99,01%	98,79%	

Diputats a elegir: 18



2017		
Candidatures	Vots	Dip.
C's	120.825 27,35%	5
ERC-CatSí	104.832 23,73%	5
JUNTSxCAT	96.031 21,74%	4
PSC	52.017 11,77%	2
CatComú-Podem	23.653 5,35%	1
PP	20.188 4,57%	1
CUP	17.687 4,00%	
PACMA	3.645 0,83%	
RECORTES CERO-GRUPO VERDE	794 0,18%	
DIÀLEG (C. RETIRADA)	0 0%	

2015		
Dip.	Vots	Candidatures
4	80.374 19,39%	C's
2	49.016 11,83%	PSC
1	36.968 8,92%	PP
1	30.613 7,39%	CUP
	2.862 0,69%	PACMA
	965 0,23%	RECORTES CERO-ELS VERDS
9	172.537 41,63%	JxSí
1	26.808 6,47%	CatSíqueesPot
	11.120 2,68%	unio.cat
	626 0,15%	GANEMOS

Comarques

	Alt Camp		Alt Empordà		Alt Penedès		Alt Urgell		Alta Ribagorça	
Escurtat	100%		100%		100%		100%		100%	
Total votants	26.236	82,24%	67.825	78,66%	65.129	84,28%	11.745	77,51%	2.319	80,02%
Abstenció	5.664	17,76%	18.401	21,34%	12.146	15,72%	3.408	22,49%	579	19,98%
Vots nuls	130	0,50%	329	0,49%	255	0,39%	41	0,35%	16	0,69%
Vots en blanc	110	0,42%	359	0,53%	294	0,45%	61	0,52%	8	0,34%
Vots a candidatures	25.996	99,09%	67.137	98,99%	64.580	99,16%	11.643	99,13%	2.295	98,97%
Candidatures										
C's	5.172	19,81%	16.662	24,69%	11.403	17,58%	1.805	15,42%	358	15,54%
JUNTSxCAT	8.083	30,96%	20.697	30,66%	19.607	30,22%	4.011	34,27%	577	25,05%
ERC-CatSí	6.566	25,15%	15.018	22,25%	16.463	25,38%	3.073	26,26%	620	26,92%
PSC	2.517	9,64%	5.846	8,66%	6.698	10,32%	1.117	9,54%	323	14,03%
CatComú-Podem	1.123	4,30%	2.655	3,93%	3.734	5,76%	413	3,53%	164	7,12%
CUP	1.426	5,46%	3.113	4,61%	4.139	6,38%	669	5,72%	174	7,56%
PP	883	3,38%	2.542	3,77%	1.945	3,00%	484	4,14%	58	2,52%
PACMA	195	0,75%	466	0,69%	488	0,75%	46	0,39%	13	0,56%
RECORTES CERO-GRUPO VERDE	31	0,12%	94	0,14%	103	0,16%	9	0,08%	5	0,22%
PU M+J	-	-	44	0,07%	-	-	16	0,14%	3	0,13%
DIÀLEG (C. RETIRADA)	0	0%	0	0%	0	0%	0	0%	0	0%
	Anoia		Aran		Bages		Baix Camp		Baix Ebre	
Escurtat	100%		100%		100%		100%		100%	
Total votants	72.695	82,77%	5.265	74,52%	106.651	82,65%	104.220	81,37%	42.262	77,90%
Abstenció	15.136	17,23%	1.800	25,48%	22.384	17,35%	23.858	18,63%	11.992	22,10%
Vots nuls	300	0,41%	41	0,78%	373	0,35%	436	0,42%	248	0,59%
Vots en blanc	374	0,51%	36	0,68%	538	0,50%	433	0,42%	286	0,68%
Vots a candidatures	72.021	99,07%	5.188	98,54%	105.740	99,15%	103.351	99,17%	41.728	98,74%
Candidatures										
C's	17.829	24,63%	1.745	33,40%	20.133	18,94%	31.335	30,19%	6.406	15,25%
JUNTSxCAT	17.880	24,70%	755	14,45%	33.265	31,30%	23.294	22,44%	11.948	28,44%
ERC-CatSí	16.174	22,34%	676	12,94%	26.126	24,58%	22.324	21,51%	14.016	33,36%
PSC	8.980	12,40%	1.036	19,83%	11.062	10,41%	11.377	10,96%	3.816	9,08%
CatComú-Podem	4.528	6,25%	354	6,78%	5.461	5,14%	4.933	4,75%	1.886	4,49%
CUP	3.338	4,61%	174	3,33%	5.605	5,27%	4.415	4,25%	1.673	3,98%
PP	2.399	3,31%	381	7,29%	3.241	3,05%	4.601	4,43%	1.767	4,21%
PACMA	702	0,97%	46	0,88%	707	0,67%	881	0,85%	160	0,38%
RECORTES CERO-GRUPO VERDE	191	0,26%	12	0,23%	140	0,13%	191	0,18%	56	0,13%
PU M+J	-	-	9	0,17%	-	-	-	-	-	-
DIÀLEG (C. RETIRADA)	0	0%	0	0%	0	0%	0	0%	0	0%
	Baix Empordà		Baix Llobregat		Baix Penedès		Barcelonès		Berguedà	
Escurtat	100%		100%		100%		100%		100%	
Total votants	71.094	80,55%	494.942	83,21%	55.297	77,63%	1.261.090	80,80%	25.745	83,32%
Abstenció	17.163	19,45%	99.875	16,79%	15.937	22,37%	299.574	19,20%	5.153	16,68%
Vots nuls	299	0,42%	1.758	0,36%	465	0,84%	3.824	0,30%	111	0,43%
Vots en blanc	305	0,43%	2.048	0,41%	221	0,40%	5.127	0,41%	121	0,47%
Vots a candidatures	70.490	99,15%	491.136	99,23%	54.611	98,76%	1.252.139	99,29%	25.513	99,10%
Candidatures										
C's	14.622	20,65%	156.114	31,65%	17.785	32,44%	332.080	26,41%	2.441	9,52%
JUNTSxCAT	24.403	34,47%	55.928	11,34%	9.106	16,61%	209.138	16,63%	11.005	42,93%
ERC-CatSí	16.031	22,64%	92.645	18,79%	10.677	19,47%	246.072	19,57%	7.111	27,74%
PSC	6.791	9,59%	95.048	19,27%	8.275	15,09%	203.458	16,18%	1.584	6,18%
CatComú-Podem	2.888	4,08%	47.823	9,70%	3.727	6,80%	118.424	9,42%	753	2,94%
CUP	3.311	4,68%	15.066	3,05%	1.907	3,48%	58.046	4,62%	1.876	7,32%
PP	1.877	2,65%	20.963	4,25%	2.368	4,32%	70.344	5,59%	636	2,48%
PACMA	439	0,62%	5.896	1,20%	642	1,17%	11.154	0,89%	92	0,36%
RECORTES CERO-GRUPO VERDE	82	0,12%	1.653	0,34%	124	0,23%	3.423	0,27%	15	0,06%
PU M+J	46	0,06%	-	-	-	-	-	-	0	0%
DIÀLEG (C. RETIRADA)	0	0%	0	0%	0	0%	0	0%	0	0%

Comarques

	Berguedà		Cerdanya		Conca de Barberà		Garraf		Garrigues	
Escurtat	100%		100%		100%		100%		100%	
Total votants	25.745	83,32%	10.254	80,07%	12.657	84,61%	84.488	80,75%	11.770	83,03%
Abstenció	5.153	16,68%	2.553	19,93%	2.302	15,39%	20.136	19,25%	2.405	16,97%
Vots nuls	111	0,43%	55	0,54%	79	0,62%	287	0,34%	40	0,34%
Vots en blanc	121	0,47%	47	0,46%	74	0,58%	296	0,35%	63	0,54%
Vots a candidatures	25.513	99,10%	10.152	99,01%	12.504	98,79%	83.905	99,31%	11.667	99,12%
Candidatures										
C's	2.441	9,52%	1.913	18,76%	1.369	10,88%	23.632	28,07%	1.095	9,34%
JUNTSxCAT	11.005	42,93%	3.644	35,73%	5.022	39,93%	15.432	18,33%	4.881	41,61%
ERC-CatSí	7.111	27,74%	2.657	26,05%	3.780	30,05%	18.256	21,68%	3.649	31,11%
PSC	1.584	6,18%	671	6,58%	865	6,88%	12.063	14,33%	649	5,53%
CatComú-Podem	753	2,94%	291	2,85%	382	3,04%	6.511	7,73%	342	2,92%
CUP	1.876	7,32%	544	5,33%	705	5,61%	4.190	4,98%	640	5,46%
PP	636	2,48%	348	3,41%	301	2,39%	2.777	3,30%	358	3,05%
PACMA	92	0,36%	59	0,58%	74	0,59%	841	1,00%	33	0,28%
RECORTES CERO-GRUPO VERDE	15	0,06%	21	0,21%	6	0,05%	203	0,24%	6	0,05%
PU M+J	0	0%	4	0,04%	-	-	-	-	14	0,12%
DIÀLEG (C. RETIRADA)	0	0%	0	0%	0	0%	0	0%	0	0%
	Garrotxa		Gironès		Maresme		Moianès		Montsià	
Escurtat	100%		100%		100%		100%		100%	
Total votants	33.492	83,63%	101.072	83,25%	267.299	83,08%	8.544	85,24%	36.775	78,71%
Abstenció	6.556	16,37%	20.339	16,75%	54.438	16,92%	1.479	14,76%	9.948	21,29%
Vots nuls	89	0,27%	442	0,44%	906	0,34%	32	0,37%	224	0,61%
Vots en blanc	154	0,46%	429	0,42%	1.024	0,38%	33	0,39%	249	0,68%
Vots a candidatures	33.249	99,27%	100.201	99,14%	265.369	99,28%	8.479	99,24%	36.302	98,71%
Candidatures										
C's	3.342	10,01%	18.518	18,40%	65.253	24,50%	890	10,46%	6.155	16,84%
JUNTSxCAT	16.252	48,65%	38.652	38,41%	66.364	24,91%	3.347	39,32%	8.207	22,45%
ERC-CatSí	7.773	23,27%	20.470	20,34%	61.410	23,05%	2.538	29,82%	13.180	36,06%
PSC	1.980	5,93%	8.659	8,60%	31.642	11,88%	502	5,90%	3.669	10,04%
CatComú-Podem	987	2,95%	3.903	3,88%	16.818	6,31%	313	3,68%	1.819	4,98%
CUP	2.052	6,14%	6.595	6,55%	11.682	4,39%	694	8,15%	1.378	3,77%
PP	704	2,11%	2.568	2,55%	9.339	3,51%	147	1,73%	1.740	4,76%
PACMA	116	0,35%	636	0,63%	2.345	0,88%	36	0,42%	115	0,31%
RECORTES CERO-GRUPO VERDE	25	0,07%	138	0,14%	516	0,19%	12	0,14%	39	0,11%
PU M+J	18	0,05%	62	0,06%	-	-	-	-	-	-
DIÀLEG (C. RETIRADA)	0	0%	0	0%	0	0%	0	0%	0	0%
	Noguera		Osona		Pallars Jussà		Pallars Sobirà		Pla de l'Estany	
Escurtat	100%		100%		100%		100%		100%	
Total votants	22.202	81,90%	94.360	85,65%	7.830	79,63%	4.397	82,71%	18.968	86,18%
Abstenció	4.907	18,10%	15.808	14,35%	2.003	20,37%	919	17,29%	3.041	13,82%
Vots nuls	118	0,53%	335	0,36%	29	0,37%	21	0,48%	56	0,30%
Vots en blanc	127	0,57%	431	0,46%	44	0,56%	30	0,68%	88	0,46%
Vots a candidatures	21.957	98,90%	93.594	99,19%	7.757	99,07%	4.346	98,84%	18.824	99,24%
Candidatures										
C's	2.824	12,79%	10.823	11,51%	856	10,97%	302	6,90%	1.543	8,16%
JUNTSxCAT	8.172	37,00%	43.384	46,14%	3.143	40,29%	1.541	35,21%	9.718	51,39%
ERC-CatSí	6.667	30,19%	23.416	24,90%	2.066	26,48%	1.469	33,57%	4.477	23,67%
PSC	1.512	6,85%	5.508	5,86%	640	8,20%	278	6,35%	785	4,15%
CatComú-Podem	589	2,67%	2.761	2,94%	298	3,82%	138	3,15%	483	2,55%
CUP	1.041	4,71%	5.568	5,92%	504	6,46%	491	11,22%	1.347	7,12%
PP	1.023	4,63%	1.709	1,82%	214	2,74%	92	2,10%	379	2,00%
PACMA	75	0,34%	354	0,38%	26	0,33%	20	0,46%	67	0,35%
RECORTES CERO-GRUPO VERDE	19	0,09%	71	0,08%	5	0,06%	11	0,25%	17	0,09%
PU M+J	35	0,16%	0	0%	5	0,06%	4	0,09%	8	0,04%
DIÀLEG (C. RETIRADA)	0	0%	0	0%	0	0%	0	0%	0	0%

Comarques

	Pla de l'Estany		Pla d'Urgell		Priorat		Ribera d'Ebre		Ripollès	
Escurtat	100%		100%		100%		100%		100%	
Total votants	18.968	86,18%	20.262	82,24%	6.252	88,06%	13.527	83,44%	16.618	84,90%
Abstenció	3.041	13,82%	4.376	17,76%	848	11,94%	2.684	16,56%	2.956	15,10%
Vots nuls	56	0,30%	99	0,49%	17	0,27%	86	0,64%	81	0,49%
Vots en blanc	88	0,46%	106	0,52%	33	0,53%	75	0,55%	93	0,56%
Vots a candidatures	18.824	99,24%	20.057	98,99%	6.202	99,20%	13.366	98,81%	16.444	98,95%
Candidatures										
C's	1.543	8,16%	2.448	12,14%	433	6,94%	1.527	11,36%	1.981	11,98%
JUNTSxCAT	9.718	51,39%	8.384	41,58%	2.340	37,53%	4.241	31,55%	7.543	45,61%
ERC-CatSí	4.477	23,67%	5.525	27,40%	2.161	34,66%	4.764	35,44%	4.008	24,24%
PSC	785	4,15%	1.409	6,99%	392	6,29%	1.124	8,36%	1.159	7,01%
CatComú-Podem	483	2,55%	580	2,88%	166	2,66%	509	3,79%	496	3,00%
CUP	1.347	7,12%	879	4,36%	544	8,72%	675	5,02%	810	4,90%
PP	379	2,00%	719	3,57%	137	2,20%	458	3,41%	371	2,24%
PACMA	67	0,35%	69	0,34%	22	0,35%	56	0,42%	60	0,36%
RECORTES CERO-GRUPO VERDE	17	0,09%	13	0,06%	7	0,11%	12	0,09%	12	0,07%
PU M+J	8	0,04%	31	0,15%	-	-	-	-	4	0,02%
DIÀLEG (C. RETIRADA)	0	0%	0	0%	0	0%	0	0%	0	0%
	Segarra		Segrià		Selva		Solsonès		Tarragonès	
Escurtat	100%		100%		100%		100%		100%	
Total votants	11.670	83,69%	111.832	79,66%	90.139	80,43%	8.216	83,63%	136.995	80,61%
Abstenció	2.275	16,31%	28.561	20,34%	21.934	19,57%	1.608	16,37%	32.955	19,39%
Vots nuls	84	0,72%	386	0,35%	516	0,57%	30	0,37%	547	0,40%
Vots en blanc	62	0,53%	588	0,53%	365	0,40%	48	0,58%	540	0,39%
Vots a candidatures	11.524	98,75%	110.858	99,13%	89.258	99,02%	8.138	99,05%	135.908	99,21%
Candidatures										
C's	1.557	13,44%	24.033	21,56%	21.047	23,48%	896	10,95%	48.998	35,91%
JUNTSxCAT	4.499	38,83%	29.710	26,66%	28.386	31,67%	3.234	39,51%	20.997	15,39%
ERC-CatSí	3.124	26,96%	27.825	24,97%	18.187	20,29%	2.448	29,90%	24.591	18,02%
PSC	752	6,49%	12.125	10,88%	9.282	10,36%	440	5,38%	19.110	14,01%
CatComú-Podem	347	2,99%	5.170	4,64%	4.759	5,31%	234	2,86%	8.657	6,34%
CUP	714	6,16%	4.865	4,37%	3.876	4,32%	578	7,06%	4.467	3,27%
PP	453	3,91%	6.064	5,44%	2.763	3,08%	260	3,18%	7.308	5,36%
PACMA	48	0,41%	715	0,64%	746	0,83%	21	0,26%	1.471	1,08%
RECORTES CERO-GRUPO VERDE	9	0,08%	188	0,17%	158	0,18%	9	0,11%	309	0,23%
PU M+J	21	0,18%	163	0,15%	54	0,06%	18	0,22%	-	-
DIÀLEG (C. RETIRADA)	0	0%	0	0%	0	0%	0	0%	0	0%
	Terra Alta		Urgell		Vallès Occidental		Vallès Oriental			
Escurtat	100%		100%		100%		100%			
Total votants	7.428	84,04%	20.208	81,95%	548.356	83,36%	247.534	83,49%		
Abstenció	1.411	15,96%	4.450	18,05%	109.499	16,64%	48.940	16,51%		
Vots nuls	56	0,75%	80	0,40%	1.830	0,33%	885	0,36%		
Vots en blanc	61	0,82%	143	0,71%	2.628	0,48%	1.162	0,47%		
Vots a candidatures	7.311	98,42%	19.985	98,90%	543.898	99,19%	245.487	99,17%		
Candidatures										
C's	1.039	14,09%	2.459	12,22%	159.215	29,13%	63.956	25,93%		
JUNTSxCAT	2.254	30,58%	7.833	38,92%	92.240	16,88%	51.889	21,04%		
ERC-CatSí	2.252	30,55%	5.932	29,47%	109.034	19,95%	54.750	22,20%		
PSC	625	8,48%	1.202	5,97%	84.461	15,45%	34.352	13,93%		
CatComú-Podem	290	3,93%	621	3,09%	49.283	9,02%	18.483	7,49%		
CUP	369	5,01%	1.162	5,77%	21.891	4,01%	10.493	4,25%		
PP	462	6,27%	686	3,41%	20.058	3,67%	8.532	3,46%		
PACMA	13	0,18%	55	0,27%	6.139	1,12%	2.424	0,98%		
RECORTES CERO-GRUPO VERDE	7	0,09%	21	0,10%	1.577	0,29%	608	0,25%		
PU M+J	-	-	14	0,07%	-	-	-	-		
DIÀLEG (C. RETIRADA)	0	0%	0	0%	0	0%	0	0%		

Candidatures



C's
Ciutadans-Partido de la Ciudadanía

2017				2015			
	Escrutat	Vots		Dip.	Dip.	Vots	
Barcelona	100%	868.365	26,43%	24	17	581.032	18,84%
Girona	100%	79.634	19,51%	4	2	48.346	12,53%
Lleida	100%	40.908	16,97%	3	2	26.612	11,58%
Tarragona	100%	120.825	27,35%	5	4	80.374	19,39%
Catalunya	100%	1.109.732	25,35%	36	25	736.364	17,90%



JUNTSxCAT
Junts per Catalunya

2017				2015			
	Escrutat	Vots		Dip.	Dip.	Vots	
Barcelona	100%	624.261	19,00%	17	-	-	-
Girona	100%	149.638	36,67%	7	-	-	-
Lleida	100%	78.303	32,48%	6	-	-	-
Tarragona	100%	96.031	21,74%	4	-	-	-
Catalunya	100%	948.233	21,66%	34	-	-	-



ERC-CatSí
Esquerra Republicana-Catalunya Sí

2017				2015			
	Escrutat	Vots		Dip.	Dip.	Vots	
Barcelona	100%	678.030	20,63%	18	-	-	-
Girona	100%	88.582	21,71%	4	-	-	-
Lleida	100%	64.417	26,72%	5	-	-	-
Tarragona	100%	104.832	23,73%	5	-	-	-
Catalunya	100%	935.861	21,38%	32	-	-	-



PSC
Partit dels Socialistes de Catalunya (PSC-PSOE)

2017				2015			
	Escrutat	Vots		Dip.	Dip.	Vots	
Barcelona	100%	497.650	15,15%	13	12	421.487	13,67%
Girona	100%	35.197	8,62%	1	1	33.416	8,66%
Lleida	100%	21.795	9,04%	1	1	19.364	8,43%
Tarragona	100%	52.017	11,77%	2	2	49.016	11,83%
Catalunya	100%	606.659	13,86%	17	16	523.283	12,72%

Candidatures



CatComú-Podem
Catalunya en Comú-Podem

2017					2015		
	Escrutat	Vots		Dip.	Dip.	Vots	
Barcelona	100%	276.810	8,42%	7	-	-	
Girona	100%	16.482	4,04%		-	-	
Lleida	100%	9.415	3,91%		-	-	
Tarragona	100%	23.653	5,35%	1	-	-	
Catalunya	100%	326.360	7,46%	8	-	-	



CUP
Candidatura d'Unitat Popular

2017					2015		
	Escrutat	Vots		Dip.	Dip.	Vots	
Barcelona	100%	143.711	4,37%	3	7	255.328	8,28%
Girona	100%	21.708	5,32%	1	1	33.117	8,58%
Lleida	100%	12.140	5,04%		1	18.736	8,15%
Tarragona	100%	17.687	4,00%		1	30.613	7,39%
Catalunya	100%	195.246	4,46%	4	10	337.794	8,21%



PP
Partit Popular / Partido Popular

2017					2015		
	Escrutat	Vots		Dip.	Dip.	Vots	
Barcelona	100%	142.934	4,35%	3	8	272.804	8,85%
Girona	100%	11.646	2,85%		1	22.660	5,87%
Lleida	100%	10.902	4,52%		1	16.761	7,29%
Tarragona	100%	20.188	4,57%	1	1	36.968	8,92%
Catalunya	100%	185.670	4,24%	4	11	349.193	8,49%



PACMA
Partit Animalista contra el Maltractament Animal

2017					2015		
	Escrutat	Vots		Dip.	Dip.	Vots	
Barcelona	100%	31.330	0,95%			24.426	0,79%
Girona	100%	2.582	0,63%			1.823	0,47%
Lleida	100%	1.186	0,49%			1.046	0,46%
Tarragona	100%	3.645	0,83%			2.862	0,69%
Catalunya	100%	38.743	0,89%			30.157	0,73%

Candidatures



RECORTES CERO-GRUPO VERDE
Recortes Cero-Grupo Verde

	2017			2015	
	Escrutat	Vots	Dip.	Dip.	Vots
Barcelona	100%	8.621	0,26%		12.329
Girona	100%	560	0,14%		759
Lleida	100%	312	0,13%		391
Tarragona	100%	794	0,18%		965
Catalunya	100%	10.287	0,24%		14.444



PU M+J
Per un Món Més Just

	2017			2015	
	Escrutat	Vots	Dip.	Dip.	Vots
Barcelona	-	-	-		-
Girona	100%	241	0,06%		-
Lleida	100%	336	0,14%		-
Tarragona	-	-	-		-
Catalunya	100%	577	0,01%		-

Municipis de Barcelona

	Residents absents		Abrera		Aguilar de Segarra		Aiguafreda		Alella	
Escurtat	100%		100%		100%		100%		100%	
Total votants	20.244	11,56%	7.647	85,30%	189	87,91%	1.715	85,41%	6.063	84,89%
Abstenció	154.851	88,44%	1.318	14,70%	26	12,09%	293	14,59%	1.079	15,11%
Vots nuls	31	0,15%	26	0,34%	4	2,12%	10	0,58%	19	0,31%
Vots en blanc	88	0,43%	38	0,50%	0	0%	4	0,23%	29	0,48%
Vots a candidatures	20.125	99,41%	7.583	99,16%	185	97,88%	1.701	99,18%	6.015	99,21%
Candidatures										
C's	4.377	21,65%	2.559	33,58%	12	6,49%	197	11,55%	1.247	20,63%
ERC-CatSí	4.204	20,80%	1.411	18,51%	37	20,00%	499	29,27%	1.466	24,26%
JUNTSxCAT	5.216	25,81%	634	8,32%	85	45,95%	660	38,71%	1.860	30,77%
PSC	2.223	11,00%	1.487	19,51%	9	4,86%	110	6,45%	609	10,08%
CatComú-Podem	1.870	9,25%	815	10,69%	1	0,54%	79	4,63%	331	5,48%
CUP	1.177	5,82%	198	2,60%	38	20,54%	95	5,57%	235	3,89%
PP	815	4,03%	321	4,21%	3	1,62%	43	2,52%	211	3,49%
PACMA	135	0,67%	129	1,69%	0	0%	16	0,94%	44	0,73%
RECORTES CERO-GRUPO VERDE	108	0,53%	29	0,38%	0	0%	2	0,12%	12	0,20%
DIÀLEG (C. RETIRADA)	0	0%	0	0%	0	0%	0	0%	0	0%

	Alpens		Ametlla del Vallès, l'		Arenys de Mar		Arenys de Munt		Argençola	
Escurtat	100%		100%		100%		100%		100%	
Total votants	195	91,98%	5.402	85,52%	9.464	81,10%	5.616	84,78%	158	83,16%
Abstenció	17	8,02%	915	14,48%	2.205	18,90%	1.008	15,22%	32	16,84%
Vots nuls	0	0%	8	0,15%	33	0,35%	11	0,20%	0	0%
Vots en blanc	2	1,03%	19	0,35%	33	0,35%	18	0,32%	0	0%
Vots a candidatures	193	98,97%	5.375	99,50%	9.398	99,30%	5.587	99,48%	158	100%
Candidatures										
C's	0	0%	1.023	18,97%	1.693	17,95%	801	14,29%	12	7,59%
ERC-CatSí	40	20,51%	1.296	24,03%	2.439	25,86%	1.595	28,46%	47	29,75%
JUNTSxCAT	122	62,56%	1.966	36,45%	3.068	32,53%	2.107	37,59%	71	44,94%
PSC	8	4,10%	450	8,34%	872	9,25%	346	6,17%	3	1,90%
CatComú-Podem	6	3,08%	261	4,84%	447	4,74%	265	4,73%	3	1,90%
CUP	17	8,72%	202	3,74%	489	5,19%	323	5,76%	17	10,76%
PP	0	0%	125	2,32%	318	3,37%	104	1,86%	3	1,90%
PACMA	0	0%	38	0,70%	53	0,56%	39	0,70%	2	1,27%
RECORTES CERO-GRUPO VERDE	0	0%	14	0,26%	19	0,20%	7	0,12%	0	0%
DIÀLEG (C. RETIRADA)	0	0%	0	0%	0	0%	0	0%	0	0%

	Argentona		Artés		Avià		Avinyó		Avinyonet del Penedès	
Escurtat	100%		100%		100%		100%		100%	
Total votants	8.049	86,63%	3.616	85,73%	1.529	87,07%	1.441	84,91%	1.070	85,87%
Abstenció	1.242	13,37%	602	14,27%	227	12,93%	256	15,09%	176	14,13%
Vots nuls	22	0,27%	18	0,50%	1	0,07%	6	0,42%	0	0%
Vots en blanc	35	0,43%	18	0,50%	11	0,72%	12	0,83%	3	0,28%
Vots a candidatures	7.992	99,29%	3.580	99,00%	1.517	99,22%	1.423	98,75%	1.067	99,72%
Candidatures										
C's	1.737	21,64%	584	16,23%	85	5,56%	110	7,67%	168	15,70%
ERC-CatSí	1.838	22,90%	1.023	28,43%	467	30,56%	415	28,92%	253	23,64%
JUNTSxCAT	2.349	29,26%	1.197	33,27%	730	47,77%	680	47,39%	423	39,53%
PSC	791	9,85%	265	7,37%	48	3,14%	51	3,55%	77	7,20%
CatComú-Podem	431	5,37%	133	3,70%	27	1,77%	25	1,74%	57	5,33%
CUP	491	6,12%	261	7,25%	136	8,90%	100	6,97%	60	5,61%
PP	284	3,54%	88	2,45%	23	1,51%	39	2,72%	23	2,15%
PACMA	60	0,75%	26	0,72%	1	0,07%	2	0,14%	5	0,47%
RECORTES CERO-GRUPO VERDE	11	0,14%	3	0,08%	0	0%	1	0,07%	1	0,09%
DIÀLEG (C. RETIRADA)	0	0%	0	0%	0	0%	0	0%	0	0%

Municipis de Barcelona

	Badalona		Badia del Vallès		Bagà		Balenyà		Balsareny	
Escurtat	100%		100%		100%		100%		100%	
Total votants	124.663	80,06%	8.322	78,81%	1.561	85,91%	2.371	85,20%	2.160	83,33%
Abstenció	31.043	19,94%	2.238	21,19%	256	14,09%	412	14,80%	432	16,67%
Vots nuls	467	0,37%	21	0,25%	3	0,19%	7	0,30%	10	0,46%
Vots en blanc	484	0,39%	41	0,49%	10	0,64%	18	0,76%	11	0,51%
Vots a candidatures	123.712	99,24%	8.260	99,25%	1.548	99,17%	2.346	98,95%	2.139	99,03%
Candidatures										
C's	38.554	31,04%	3.258	39,25%	226	14,51%	400	16,92%	459	21,35%
ERC-CatSí	22.566	18,17%	963	11,60%	467	29,97%	564	23,86%	526	24,47%
JUNTSxCAT	14.368	11,57%	311	3,75%	536	34,40%	904	38,24%	632	29,40%
PSC	21.067	16,96%	1.949	23,48%	138	8,86%	206	8,71%	232	10,79%
CatComú-Podem	11.262	9,07%	903	10,88%	57	3,66%	100	4,23%	128	5,95%
CUP	3.697	2,98%	248	2,99%	99	6,35%	106	4,48%	112	5,21%
PP	10.301	8,29%	449	5,41%	22	1,41%	42	1,78%	34	1,58%
PACMA	1.488	1,20%	150	1,81%	1	0,06%	19	0,80%	16	0,74%
RECORTES CERO-GRUPO VERDE	409	0,33%	29	0,35%	2	0,13%	5	0,21%	0	0%
DIÀLEG (C. RETIRADA)	0	0%	0	0%	0	0%	0	0%	0	0%
					Barcelona		Barcelona		Barcelona	
	Barberà del Vallès		Barcelona		Ciutat Vella		Eixample		Gràcia	
Escurtat	100%		100%		100%		100%		100%	
Total votants	20.656	83,90%	918.695	81,60%	31.953	67,50%	151.745	83,01%	71.922	83,47%
Abstenció	3.964	16,10%	207.143	18,40%	15.385	32,50%	31.054	16,99%	14.240	16,53%
Vots nuls	77	0,37%	2.594	0,28%	103	0,32%	353	0,23%	169	0,23%
Vots en blanc	81	0,39%	3.772	0,41%	159	0,50%	567	0,37%	279	0,39%
Vots a candidatures	20.498	99,24%	912.329	99,31%	31.691	99,18%	150.825	99,39%	71.474	99,38%
Candidatures										
C's	7.140	34,70%	219.542	23,96%	6.898	21,66%	30.939	20,44%	11.523	16,06%
ERC-CatSí	3.437	16,70%	191.588	20,91%	6.837	21,47%	32.418	21,41%	17.453	24,32%
JUNTSxCAT	1.559	7,58%	179.151	19,56%	5.004	15,71%	38.627	25,51%	18.126	25,26%
PSC	4.079	19,82%	132.742	14,49%	4.484	14,08%	19.002	12,55%	8.220	11,46%
CatComú-Podem	2.291	11,13%	85.351	9,32%	3.880	12,18%	13.166	8,70%	7.079	9,87%
CUP	702	3,41%	48.446	5,29%	2.422	7,60%	8.715	5,76%	5.978	8,33%
PP	907	4,41%	46.225	5,05%	1.678	5,27%	6.770	4,47%	2.447	3,41%
PACMA	294	1,43%	7.146	0,78%	366	1,15%	932	0,62%	505	0,70%
RECORTES CERO-GRUPO VERDE	89	0,43%	2.138	0,23%	122	0,38%	256	0,17%	143	0,20%
DIÀLEG (C. RETIRADA)	0	0%	0	0%	0	0%	0	0%	0	0%
					Barcelona		Barcelona		Barcelona	
	Horta-Guinardó		Les Corts		Nou Barris		Sant Andreu		Sant Martí	
Escurtat	100%		100%		100%		100%		100%	
Total votants	101.825	81,10%	53.106	86,58%	91.488	77,29%	90.168	82,66%	135.726	82,52%
Abstenció	23.731	18,90%	8.230	13,42%	26.881	22,71%	18.919	17,34%	28.759	17,48%
Vots nuls	292	0,29%	120	0,23%	336	0,37%	290	0,32%	443	0,33%
Vots en blanc	452	0,44%	232	0,44%	361	0,39%	304	0,34%	504	0,37%
Vots a candidatures	101.081	99,27%	52.754	99,34%	90.791	99,24%	89.574	99,34%	134.779	99,30%
Candidatures										
C's	24.313	23,95%	14.331	27,05%	28.474	31,24%	21.750	24,20%	32.206	23,81%
ERC-CatSí	22.023	21,69%	9.620	18,16%	15.800	17,33%	21.087	23,46%	31.155	23,03%
JUNTSxCAT	16.596	16,35%	13.255	25,02%	8.463	9,28%	14.050	15,63%	21.175	15,65%
PSC	15.864	15,62%	6.985	13,18%	17.522	19,22%	13.860	15,42%	21.322	15,76%
CatComú-Podem	10.252	10,10%	3.244	6,12%	9.912	10,87%	9.170	10,20%	14.068	10,40%
CUP	5.683	5,60%	1.917	3,62%	3.281	3,60%	4.386	4,88%	6.898	5,10%
PP	5.175	5,10%	3.073	5,80%	6.096	6,69%	4.247	4,73%	6.419	4,74%
PACMA	918	0,90%	255	0,48%	944	1,04%	807	0,90%	1.190	0,88%
RECORTES CERO-GRUPO VERDE	257	0,25%	74	0,14%	299	0,33%	217	0,24%	346	0,26%
DIÀLEG (C. RETIRADA)	0	0%	0	0%	0	0%	0	0%	0	0%

Municipis de Barcelona

	Barcelona		Barcelona		Begues		Bellprat		Berga	
	Sants-Montjuïc		Sarrià-Sant Gervasi							
Escrutat	100%		100%		100%		100%		100%	
Total votants	99.025	79,26%	91.737	86,73%	4.381	87,08%	59	86,76%	9.930	81,45%
Abstenció	25.912	20,74%	14.032	13,27%	650	12,92%	9	13,24%	2.262	18,55%
Vots nuls	300	0,30%	188	0,20%	14	0,32%	3	5,08%	41	0,41%
Vots en blanc	381	0,38%	533	0,58%	16	0,37%	0	0%	36	0,36%
Vots a candidatures	98.344	99,31%	91.016	99,21%	4.351	99,32%	56	94,92%	9.853	99,22%
Candidatures										
C's	21.720	22,00%	27.388	29,92%	962	22,03%	10	17,86%	1.012	10,23%
ERC-CatSí	23.524	23,83%	11.671	12,75%	1.168	26,75%	13	23,21%	2.750	27,81%
JUNTSxCAT	16.988	17,21%	26.867	29,35%	1.057	24,20%	22	39,29%	4.047	40,92%
PSC	14.082	14,26%	11.401	12,45%	468	10,72%	4	7,14%	630	6,37%
CatComú-Podem	10.191	10,32%	4.389	4,79%	320	7,33%	2	3,57%	314	3,18%
CUP	6.096	6,17%	3.070	3,35%	238	5,45%	3	5,36%	803	8,12%
PP	4.600	4,66%	5.720	6,25%	90	2,06%	2	3,57%	244	2,47%
PACMA	801	0,81%	428	0,47%	42	0,96%	0	0%	43	0,43%
RECORTES CERO-GRUPO VERDE	342	0,35%	82	0,09%	6	0,14%	0	0%	10	0,10%
DIÀLEG (C. RETIRADA)	0	0%	0	0%	0	0%	0	0%	0	0%

	Bigues i Riells		Borredà		Bruc, el		Brull, el		Cabanyes, les	
Escrutat	100%		100%		100%		100%		100%	
Total votants	5.724	84,18%	315	85,37%	1.272	84,74%	167	91,26%	606	87,07%
Abstenció	1.076	15,82%	54	14,63%	229	15,26%	16	8,74%	90	12,93%
Vots nuls	34	0,59%	0	0%	4	0,31%	0	0%	2	0,33%
Vots en blanc	25	0,44%	1	0,32%	10	0,79%	1	0,60%	1	0,17%
Vots a candidatures	5.665	98,97%	314	99,68%	1.258	98,90%	166	99,40%	603	99,50%
Candidatures										
C's	1.411	24,80%	19	6,03%	220	17,35%	7	4,19%	100	16,56%
ERC-CatSí	1.527	26,84%	69	21,90%	351	27,68%	33	19,76%	144	23,84%
JUNTSxCAT	1.300	22,85%	161	51,11%	301	23,74%	103	61,68%	220	36,42%
PSC	554	9,74%	24	7,62%	111	8,75%	1	0,60%	54	8,94%
CatComú-Podem	373	6,56%	5	1,59%	101	7,97%	2	1,20%	30	4,97%
CUP	258	4,53%	29	9,21%	125	9,86%	15	8,98%	37	6,13%
PP	175	3,08%	6	1,90%	40	3,15%	4	2,40%	15	2,48%
PACMA	54	0,95%	1	0,32%	6	0,47%	1	0,60%	3	0,50%
RECORTES CERO-GRUPO VERDE	13	0,23%	0	0%	3	0,24%	0	0%	0	0%
DIÀLEG (C. RETIRADA)	0	0%	0	0%	0	0%	0	0%	0	0%

	Cabrera d'Anoia		Cabrera de Mar		Cabrils		Calaf		Calders	
Escrutat	100%		100%		100%		100%		100%	
Total votants	796	77,06%	3.140	89,00%	4.517	88,07%	2.018	85,44%	672	87,61%
Abstenció	237	22,94%	388	11,00%	612	11,93%	344	14,56%	95	12,39%
Vots nuls	3	0,38%	10	0,32%	6	0,13%	7	0,35%	4	0,60%
Vots en blanc	3	0,38%	17	0,54%	12	0,27%	8	0,40%	0	0%
Vots a candidatures	790	99,25%	3.113	99,14%	4.499	99,60%	2.003	99,26%	668	99,40%
Candidatures										
C's	230	29,00%	548	17,51%	846	18,75%	272	13,53%	55	8,23%
ERC-CatSí	179	22,57%	717	22,91%	1.019	22,59%	482	23,97%	201	30,09%
JUNTSxCAT	111	14,00%	1.189	37,99%	1.719	38,11%	814	40,48%	286	42,81%
PSC	136	17,15%	270	8,63%	367	8,14%	173	8,60%	30	4,49%
CatComú-Podem	57	7,19%	149	4,76%	196	4,34%	85	4,23%	17	2,54%
CUP	33	4,16%	128	4,09%	201	4,46%	84	4,18%	59	8,83%
PP	27	3,40%	92	2,94%	105	2,33%	82	4,08%	13	1,95%
PACMA	10	1,26%	18	0,58%	41	0,91%	8	0,40%	7	1,05%
RECORTES CERO-GRUPO VERDE	7	0,88%	2	0,06%	5	0,11%	3	0,15%	0	0%
DIÀLEG (C. RETIRADA)	0	0%	0	0%	0	0%	0	0%	0	0%

Municipis de Barcelona

	Caldes de Montbui		Caldes d'Estrac		Calella		Calldetenes		Callús	
Escrutat	100%		100%		100%		100%		100%	
Total votants	10.959	84,24%	1.630	80,97%	9.928	78,30%	1.675	88,62%	1.295	85,65%
Abstenció	2.051	15,76%	383	19,03%	2.752	21,70%	215	11,38%	217	14,35%
Vots nuls	36	0,33%	5	0,31%	37	0,37%	2	0,12%	3	0,23%
Vots en blanc	52	0,47%	3	0,18%	42	0,42%	6	0,36%	8	0,62%
Vots a candidatures	10.871	99,20%	1.622	99,51%	9.849	99,20%	1.667	99,52%	1.284	99,15%
Candidatures										
C's	2.369	21,69%	256	15,75%	2.135	21,59%	118	7,05%	190	14,71%
ERC-CatSí	2.974	27,23%	412	25,35%	2.413	24,40%	427	25,52%	358	27,71%
JUNTSxCAT	2.592	23,73%	503	30,95%	2.931	29,63%	880	52,60%	501	38,78%
PSC	1.199	10,98%	194	11,94%	949	9,59%	70	4,18%	80	6,19%
CatComú-Podem	676	6,19%	109	6,71%	515	5,21%	38	2,27%	49	3,79%
CUP	619	5,67%	87	5,35%	434	4,39%	100	5,98%	76	5,88%
PP	323	2,96%	42	2,58%	364	3,68%	28	1,67%	26	2,01%
PACMA	99	0,91%	14	0,86%	87	0,88%	2	0,12%	4	0,31%
RECORTES CERO-GRUPO VERDE	20	0,18%	5	0,31%	21	0,21%	4	0,24%	0	0%
DIÀLEG (C. RETIRADA)	0	0%	0	0%	0	0%	0	0%	0	0%

	Calonge de Segarra		Campins		Canet de Mar		Canovelles		Canoves i Samalús	
Escrutat	100%		100%		100%		100%		100%	
Total votants	141	84,94%	346	88,49%	8.936	82,05%	8.324	79,13%	1.950	85,49%
Abstenció	25	15,06%	45	11,51%	1.955	17,95%	2.195	20,87%	331	14,51%
Vots nuls	0	0%	2	0,58%	26	0,29%	36	0,43%	9	0,46%
Vots en blanc	1	0,71%	0	0%	30	0,34%	34	0,41%	9	0,46%
Vots a candidatures	140	99,29%	344	99,42%	8.880	99,37%	8.254	99,16%	1.932	99,08%
Candidatures										
C's	6	4,26%	23	6,69%	1.656	18,59%	3.085	37,22%	544	28,03%
ERC-CatSí	24	17,02%	90	26,16%	2.407	27,01%	1.140	13,75%	487	25,09%
JUNTSxCAT	96	68,09%	128	37,21%	2.512	28,19%	948	11,44%	362	18,65%
PSC	6	4,26%	21	6,10%	895	10,04%	1.675	20,21%	235	12,11%
CatComú-Podem	3	2,13%	19	5,52%	511	5,74%	646	7,79%	135	6,96%
CUP	5	3,55%	55	15,99%	476	5,34%	212	2,56%	80	4,12%
PP	0	0%	4	1,16%	332	3,73%	427	5,15%	74	3,81%
PACMA	0	0%	4	1,16%	76	0,85%	87	1,05%	13	0,67%
RECORTES CERO-GRUPO VERDE	0	0%	0	0%	15	0,17%	34	0,41%	2	0,10%
DIÀLEG (C. RETIRADA)	0	0%	0	0%	0	0%	0	0%	0	0%

	Canyelles		Capellades		Capolat		Cardedeu		Cardona	
Escrutat	100%		100%		100%		100%		100%	
Total votants	2.640	81,48%	3.454	83,69%	57	81,43%	11.392	86,15%	3.192	83,85%
Abstenció	600	18,52%	673	16,31%	13	18,57%	1.831	13,85%	615	16,15%
Vots nuls	5	0,19%	8	0,23%	0	0%	44	0,39%	19	0,60%
Vots en blanc	11	0,42%	19	0,55%	0	0%	62	0,54%	26	0,81%
Vots a candidatures	2.624	99,39%	3.427	99,22%	57	100%	11.286	99,07%	3.147	98,59%
Candidatures										
C's	834	31,65%	749	21,74%	0	0%	2.090	18,42%	646	20,36%
ERC-CatSí	518	19,66%	872	25,30%	11	19,30%	3.109	27,40%	756	23,83%
JUNTSxCAT	475	18,03%	770	22,34%	30	52,63%	2.961	26,09%	887	27,95%
PSC	382	14,50%	435	12,62%	1	1,75%	1.208	10,65%	462	14,56%
CatComú-Podem	200	7,59%	154	4,47%	2	3,51%	756	6,66%	125	3,94%
CUP	74	2,81%	310	9,00%	10	17,54%	779	6,86%	135	4,25%
PP	106	4,02%	102	2,96%	1	1,75%	295	2,60%	115	3,62%
PACMA	31	1,18%	26	0,75%	1	1,75%	58	0,51%	17	0,54%
RECORTES CERO-GRUPO VERDE	4	0,15%	9	0,26%	1	1,75%	30	0,26%	4	0,13%
DIÀLEG (C. RETIRADA)	0	0%	0	0%	0	0%	0	0%	0	0%

Municipis de Barcelona

	Carme		Casserres		Castell de l'Areny		Castellar de n'Hug		Castellar del Riu	
Escurtat	100%		100%		100%		100%		100%	
Total votants	494	86,06%	1.104	84,60%	55	84,62%	123	89,13%	123	91,79%
Abstenció	80	13,94%	201	15,40%	10	15,38%	15	10,87%	11	8,21%
Vots nuls	3	0,61%	5	0,45%	0	0%	0	0%	0	0%
Vots en blanc	1	0,20%	7	0,63%	0	0%	0	0%	0	0%
Vots a candidatures	490	99,19%	1.092	98,91%	55	100%	123	100%	123	100%
Candidatures										
C's	52	10,59%	68	6,19%	1	1,82%	6	4,88%	8	6,50%
ERC-CatSí	147	29,94%	298	27,12%	13	23,64%	27	21,95%	23	18,70%
JUNTSxCAT	207	42,16%	543	49,41%	32	58,18%	76	61,79%	80	65,04%
PSC	37	7,54%	26	2,37%	0	0%	3	2,44%	3	2,44%
CatComú-Podem	7	1,43%	24	2,18%	2	3,64%	1	0,81%	0	0%
CUP	26	5,30%	93	8,46%	6	10,91%	3	2,44%	8	6,50%
PP	8	1,63%	34	3,09%	1	1,82%	6	4,88%	1	0,81%
PACMA	4	0,81%	6	0,55%	0	0%	1	0,81%	0	0%
RECORTES CERO-GRUPO VERDE	2	0,41%	0	0%	0	0%	0	0%	0	0%
DIÀLEG (C. RETIRADA)	0	0%	0	0%	0	0%	0	0%	0	0%

	Castellar del Vallès		Castellbell i el Vilar		Castellbisbal		Castellcir		Castelldefels	
Escurtat	100%		100%		100%		100%		100%	
Total votants	15.549	85,61%	2.248	79,04%	7.659	84,19%	446	85,60%	34.761	81,49%
Abstenció	2.613	14,39%	596	20,96%	1.438	15,81%	75	14,40%	7.896	18,51%
Vots nuls	46	0,30%	5	0,22%	30	0,39%	2	0,45%	90	0,26%
Vots en blanc	90	0,58%	8	0,36%	56	0,73%	2	0,45%	170	0,49%
Vots a candidatures	15.413	99,13%	2.235	99,42%	7.573	98,88%	442	99,10%	34.501	99,25%
Candidatures										
C's	3.629	23,41%	542	24,16%	2.351	30,82%	53	11,94%	12.258	35,36%
ERC-CatSí	3.901	25,16%	546	24,34%	1.641	21,51%	132	29,73%	5.817	16,78%
JUNTSxCAT	3.536	22,81%	543	24,21%	1.069	14,01%	180	40,54%	4.215	12,16%
PSC	1.856	11,97%	295	13,15%	1.094	14,34%	17	3,83%	5.774	16,65%
CatComú-Podem	1.156	7,46%	127	5,66%	687	9,01%	11	2,48%	3.003	8,66%
CUP	694	4,48%	98	4,37%	347	4,55%	40	9,01%	814	2,35%
PP	469	3,03%	68	3,03%	263	3,45%	7	1,58%	2.077	5,99%
PACMA	152	0,98%	15	0,67%	96	1,26%	2	0,45%	418	1,21%
RECORTES CERO-GRUPO VERDE	20	0,13%	1	0,04%	25	0,33%	0	0%	125	0,36%
DIÀLEG (C. RETIRADA)	0	0%	0	0%	0	0%	0	0%	0	0%

	Castellet i la Gornal		Castellfollit de Riubregós		Castellfollit del Boix		Castellgalí		Castellnou de Bages	
Escurtat	100%		100%		100%		100%		100%	
Total votants	1.421	81,39%	130	90,91%	297	86,59%	1.311	82,25%	866	89,74%
Abstenció	325	18,61%	13	9,09%	46	13,41%	283	17,75%	99	10,26%
Vots nuls	8	0,56%	0	0%	0	0%	5	0,38%	5	0,58%
Vots en blanc	5	0,35%	0	0%	3	1,01%	9	0,69%	0	0%
Vots a candidatures	1.408	99,09%	130	100%	294	98,99%	1.297	98,93%	861	99,42%
Candidatures										
C's	350	24,77%	15	11,54%	30	10,10%	341	26,11%	165	19,16%
ERC-CatSí	297	21,02%	25	19,23%	87	29,29%	262	20,06%	210	24,39%
JUNTSxCAT	334	23,64%	67	51,54%	136	45,79%	299	22,89%	306	35,54%
PSC	199	14,08%	8	6,15%	7	2,36%	172	13,17%	71	8,25%
CatComú-Podem	91	6,44%	5	3,85%	5	1,68%	112	8,58%	43	4,99%
CUP	55	3,89%	5	3,85%	24	8,08%	56	4,29%	44	5,11%
PP	59	4,18%	5	3,85%	5	1,68%	39	2,99%	15	1,74%
PACMA	21	1,49%	0	0%	0	0%	14	1,07%	6	0,70%
RECORTES CERO-GRUPO VERDE	2	0,14%	0	0%	0	0%	2	0,15%	1	0,12%
DIÀLEG (C. RETIRADA)	0	0%	0	0%	0	0%	0	0%	0	0%

Municipis de Barcelona

	Castellolí		Castellterçol		Castellví de la Marca		Castellví de Rosanes		Centelles	
Escurtat	100%		100%		100%		100%		100%	
Total votants	423	91,56%	1.607	85,71%	1.015	86,24%	1.182	84,67%	4.849	84,76%
Abstenció	39	8,44%	268	14,29%	162	13,76%	214	15,33%	872	15,24%
Vots nuls	1	0,24%	8	0,50%	6	0,59%	2	0,17%	26	0,54%
Vots en blanc	3	0,71%	3	0,19%	8	0,79%	7	0,59%	15	0,31%
Vots a candidatures	419	99,05%	1.596	99,32%	1.001	98,62%	1.173	99,24%	4.808	99,15%
Candidatures										
C's	19	4,50%	154	9,63%	96	9,51%	303	25,68%	604	12,52%
ERC-CatSí	128	30,33%	445	27,83%	242	23,98%	278	23,56%	1.199	24,86%
JUNTSxCAT	207	49,05%	676	42,28%	429	42,52%	241	20,42%	2.022	41,92%
PSC	19	4,50%	107	6,69%	69	6,84%	160	13,56%	353	7,32%
CatComú-Podem	17	4,03%	75	4,69%	39	3,87%	92	7,80%	177	3,67%
CUP	21	4,98%	100	6,25%	81	8,03%	53	4,49%	318	6,59%
PP	4	0,95%	27	1,69%	34	3,37%	29	2,46%	112	2,32%
PACMA	4	0,95%	10	0,63%	8	0,79%	15	1,27%	18	0,37%
RECORTES CERO-GRUPO VERDE	0	0%	2	0,13%	3	0,30%	2	0,17%	5	0,10%
DIÀLEG (C. RETIRADA)	0	0%	0	0%	0	0%	0	0%	0	0%

	Cercs		Cerdanyola del Vallès		Cervelló		Collbató		Collsuspina	
Escurtat	100%		100%		100%		100%		100%	
Total votants	825	83,42%	36.609	84,70%	5.663	83,46%	2.813	86,90%	237	89,10%
Abstenció	164	16,58%	6.614	15,30%	1.122	16,54%	424	13,10%	29	10,90%
Vots nuls	2	0,24%	129	0,35%	19	0,34%	16	0,57%	0	0%
Vots en blanc	3	0,36%	175	0,48%	16	0,28%	4	0,14%	1	0,42%
Vots a candidatures	820	99,39%	36.305	99,17%	5.628	99,38%	2.793	99,29%	236	99,58%
Candidatures										
C's	110	13,37%	10.741	29,44%	1.474	26,12%	594	21,24%	15	6,33%
ERC-CatSí	252	30,62%	6.914	18,95%	1.504	26,65%	820	29,32%	68	28,69%
JUNTSxCAT	295	35,84%	4.752	13,03%	1.021	18,09%	685	24,49%	118	49,79%
PSC	69	8,38%	6.607	18,11%	741	13,13%	258	9,22%	9	3,80%
CatComú-Podem	25	3,04%	3.727	10,22%	401	7,10%	175	6,26%	7	2,95%
CUP	41	4,98%	1.540	4,22%	176	3,12%	162	5,79%	16	6,75%
PP	16	1,94%	1.555	4,26%	221	3,92%	73	2,61%	1	0,42%
PACMA	11	1,34%	362	0,99%	73	1,29%	18	0,64%	1	0,42%
RECORTES CERO-GRUPO VERDE	1	0,12%	107	0,29%	17	0,30%	8	0,29%	1	0,42%
DIÀLEG (C. RETIRADA)	0	0%	0	0%	0	0%	0	0%	0	0%

	Copons		Corbera de Llobregat		Cornellà de Llobregat		Cubelles		Dosrius	
Escurtat	100%		100%		100%		100%		100%	
Total votants	214	86,29%	8.477	80,83%	50.966	81,93%	8.592	79,46%	3.334	84,66%
Abstenció	34	13,71%	2.010	19,17%	11.240	18,07%	2.221	20,54%	604	15,34%
Vots nuls	2	0,93%	31	0,37%	173	0,34%	32	0,37%	18	0,54%
Vots en blanc	1	0,47%	40	0,47%	175	0,34%	30	0,35%	13	0,39%
Vots a candidatures	211	98,60%	8.406	99,16%	50.618	99,32%	8.530	99,28%	3.303	99,07%
Candidatures										
C's	18	8,49%	2.114	25,03%	16.982	33,43%	2.883	33,68%	854	25,75%
ERC-CatSí	75	35,38%	2.288	27,09%	7.382	14,53%	1.816	21,21%	853	25,72%
JUNTSxCAT	68	32,08%	1.769	20,94%	3.031	5,97%	1.215	14,19%	775	23,37%
PSC	17	8,02%	972	11,51%	12.537	24,68%	1.250	14,60%	367	11,07%
CatComú-Podem	5	2,36%	547	6,48%	5.761	11,34%	666	7,78%	199	6,00%
CUP	23	10,85%	357	4,23%	1.491	2,94%	248	2,90%	113	3,41%
PP	3	1,42%	260	3,08%	2.662	5,24%	332	3,88%	108	3,26%
PACMA	2	0,94%	83	0,98%	571	1,12%	94	1,10%	31	0,93%
RECORTES CERO-GRUPO VERDE	0	0%	16	0,19%	201	0,40%	26	0,30%	3	0,09%
DIÀLEG (C. RETIRADA)	0	0%	0	0%	0	0%	0	0%	0	0%

Municipis de Barcelona

	Esparreguera		Esplugues de Llobregat		Espunyola, l'		Esquirol, l'		Estany, l'	
Escurtat	100%		100%		100%		100%		100%	
Total votants	13.483	82,44%	28.925	83,69%	187	86,18%	1.573	89,78%	298	91,13%
Abstenció	2.871	17,56%	5.637	16,31%	30	13,82%	179	10,22%	29	8,87%
Vots nuls	47	0,35%	134	0,46%	1	0,53%	5	0,32%	0	0%
Vots en blanc	62	0,46%	105	0,36%	1	0,53%	4	0,25%	3	1,01%
Vots a candidatures	13.374	99,19%	28.686	99,17%	185	98,93%	1.564	99,43%	295	98,99%
Candidatures										
C's	3.601	26,80%	9.373	32,56%	6	3,23%	42	2,68%	15	5,03%
ERC-CatSí	3.172	23,61%	4.488	15,59%	41	22,04%	429	27,36%	110	36,91%
JUNTSxCAT	2.072	15,42%	3.207	11,14%	110	59,14%	839	53,51%	114	38,26%
PSC	2.186	16,27%	5.992	20,81%	1	0,54%	36	2,30%	22	7,38%
CatComú-Podem	1.064	7,92%	2.715	9,43%	8	4,30%	34	2,17%	6	2,01%
CUP	603	4,49%	808	2,81%	15	8,06%	165	10,52%	26	8,72%
PP	454	3,38%	1.773	6,16%	4	2,15%	14	0,89%	2	0,67%
PACMA	184	1,37%	253	0,88%	0	0%	4	0,26%	0	0%
RECORTES CERO-GRUPO VERDE	38	0,28%	77	0,27%	0	0%	1	0,06%	0	0%
DIÀLEG (C. RETIRADA)	0	0%	0	0%	0	0%	0	0%	0	0%

	Figaró-Montmany		Fígols		Fogars de la Selva		Fogars de Montclús		Folgueroles	
Escurtat	100%		100%		100%		100%		100%	
Total votants	688	83,29%	32	84,21%	914	80,88%	301	87,25%	1.568	93,61%
Abstenció	138	16,71%	6	15,79%	216	19,12%	44	12,75%	107	6,39%
Vots nuls	1	0,15%	1	3,13%	7	0,77%	3	1,00%	4	0,26%
Vots en blanc	0	0%	0	0%	6	0,66%	2	0,66%	5	0,32%
Vots a candidatures	687	99,85%	31	96,88%	901	98,58%	296	98,34%	1.559	99,43%
Candidatures										
C's	87	12,66%	3	9,68%	288	31,75%	23	7,72%	69	4,41%
ERC-CatSí	222	32,31%	13	41,94%	134	14,77%	51	17,11%	434	27,75%
JUNTSxCAT	195	28,38%	8	25,81%	194	21,39%	169	56,71%	869	55,56%
PSC	64	9,32%	2	6,45%	117	12,90%	7	2,35%	46	2,94%
CatComú-Podem	36	5,24%	0	0%	66	7,28%	10	3,36%	26	1,66%
CUP	64	9,32%	2	6,45%	33	3,64%	32	10,74%	97	6,20%
PP	14	2,04%	3	9,68%	48	5,29%	2	0,67%	15	0,96%
PACMA	5	0,73%	0	0%	20	2,21%	2	0,67%	2	0,13%
RECORTES CERO-GRUPO VERDE	0	0%	0	0%	1	0,11%	0	0%	1	0,06%
DIÀLEG (C. RETIRADA)	0	0%	0	0%	0	0%	0	0%	0	0%

	Fonollosa		Font-rubí		Franqueses del Vallès, les		Gaià		Gallifa	
Escurtat	100%		100%		100%		100%		100%	
Total votants	989	86,07%	864	87,36%	11.298	81,93%	117	88,64%	136	91,89%
Abstenció	160	13,93%	125	12,64%	2.492	18,07%	15	11,36%	12	8,11%
Vots nuls	0	0%	3	0,35%	28	0,25%	0	0%	0	0%
Vots en blanc	7	0,71%	6	0,69%	57	0,50%	1	0,85%	0	0%
Vots a candidatures	982	99,29%	855	98,96%	11.213	99,25%	116	99,15%	136	100%
Candidatures										
C's	117	11,83%	80	9,29%	3.510	31,14%	7	5,98%	8	5,88%
ERC-CatSí	304	30,74%	232	26,95%	2.386	21,17%	27	23,08%	33	24,26%
JUNTSxCAT	335	33,87%	397	46,11%	2.072	18,39%	67	57,26%	63	46,32%
PSC	80	8,09%	37	4,30%	1.510	13,40%	4	3,42%	4	2,94%
CatComú-Podem	43	4,35%	20	2,32%	860	7,63%	2	1,71%	9	6,62%
CUP	58	5,86%	56	6,50%	379	3,36%	7	5,98%	12	8,82%
PP	36	3,64%	26	3,02%	356	3,16%	2	1,71%	5	3,68%
PACMA	7	0,71%	7	0,81%	107	0,95%	0	0%	2	1,47%
RECORTES CERO-GRUPO VERDE	2	0,20%	0	0%	33	0,29%	0	0%	0	0%
DIÀLEG (C. RETIRADA)	0	0%	0	0%	0	0%	0	0%	0	0%

Municipis de Barcelona

	Garriga, la		Gavà		Gelida		Gironella		Gisclareny	
Escrutat	100%		100%		100%		100%		100%	
Total votants	10.328	86,13%	27.684	81,56%	4.473	84,48%	3.122	84,13%	23	92,00%
Abstenció	1.663	13,87%	6.259	18,44%	822	15,52%	589	15,87%	2	8,00%
Vots nuls	34	0,33%	78	0,28%	13	0,29%	17	0,54%	0	0%
Vots en blanc	51	0,49%	132	0,48%	29	0,65%	9	0,29%	0	0%
Vots a candidatures	10.243	99,18%	27.474	99,24%	4.431	99,06%	3.096	99,17%	23	100%
Candidatures										
C's	1.777	17,26%	9.486	34,36%	918	20,58%	307	9,89%	1	4,35%
ERC-CatSí	2.702	26,25%	4.677	16,94%	1.127	25,27%	877	28,24%	7	30,43%
JUNTSxCAT	3.371	32,75%	3.014	10,92%	988	22,15%	1.295	41,71%	13	56,52%
PSC	888	8,63%	5.521	20,00%	603	13,52%	218	7,02%	0	0%
CatComú-Podem	499	4,85%	2.438	8,83%	352	7,89%	95	3,06%	1	4,35%
CUP	676	6,57%	658	2,38%	269	6,03%	194	6,25%	1	4,35%
PP	256	2,49%	1.231	4,46%	115	2,58%	99	3,19%	0	0%
PACMA	66	0,64%	345	1,25%	49	1,10%	11	0,35%	0	0%
RECORTES CERO-GRUPO VERDE	8	0,08%	104	0,38%	10	0,22%	0	0%	0	0%
DIÀLEG (C. RETIRADA)	0	0%	0	0%	0	0%	0	0%	0	0%

	Granada, la		Granera		Granollers		Gualba		Guardiola de Berguedà	
Escrutat	100%		100%		100%		100%		100%	
Total votants	1.362	87,31%	62	83,78%	35.407	81,58%	900	85,88%	601	80,67%
Abstenció	198	12,69%	12	16,22%	7.992	18,42%	148	14,12%	144	19,33%
Vots nuls	1	0,07%	0	0%	119	0,34%	3	0,33%	3	0,50%
Vots en blanc	11	0,81%	0	0%	167	0,47%	3	0,33%	2	0,33%
Vots a candidatures	1.350	99,12%	62	100%	35.121	99,19%	894	99,33%	596	99,17%
Candidatures										
C's	174	12,78%	6	9,68%	9.438	26,75%	105	11,71%	57	9,53%
ERC-CatSí	392	28,80%	13	20,97%	7.390	20,94%	260	28,99%	153	25,59%
JUNTSxCAT	477	35,05%	33	53,23%	7.627	21,61%	342	38,13%	220	36,79%
PSC	114	8,38%	1	1,61%	5.197	14,73%	67	7,47%	80	13,38%
CatComú-Podem	65	4,78%	2	3,23%	2.276	6,45%	43	4,79%	23	3,85%
CUP	85	6,25%	7	11,29%	1.398	3,96%	67	7,47%	50	8,36%
PP	34	2,50%	0	0%	1.351	3,83%	3	0,33%	12	2,01%
PACMA	7	0,51%	0	0%	360	1,02%	7	0,78%	1	0,17%
RECORTES CERO-GRUPO VERDE	2	0,15%	0	0%	84	0,24%	0	0%	0	0%
DIÀLEG (C. RETIRADA)	0	0%	0	0%	0	0%	0	0%	0	0%

	Gurb		Hospitalet de Llobregat, l'		Hostalets de Pierola, els		Igualada		Jorba	
Escrutat	100%		100%		100%		100%		100%	
Total votants	1.868	91,52%	136.892	78,25%	1.740	83,86%	23.696	82,93%	528	83,54%
Abstenció	173	8,48%	38.052	21,75%	335	16,14%	4.878	17,07%	104	16,46%
Vots nuls	3	0,16%	503	0,37%	3	0,17%	76	0,32%	2	0,38%
Vots en blanc	9	0,48%	535	0,39%	14	0,80%	110	0,46%	2	0,38%
Vots a candidatures	1.856	99,36%	135.854	99,24%	1.723	99,02%	23.510	99,22%	524	99,24%
Candidatures										
C's	114	6,11%	45.572	33,41%	371	21,36%	4.551	19,27%	63	11,98%
ERC-CatSí	538	28,85%	20.670	15,16%	478	27,52%	5.659	23,96%	176	33,46%
JUNTSxCAT	979	52,49%	10.738	7,87%	387	22,28%	7.734	32,74%	162	30,80%
PSC	80	4,29%	31.343	22,98%	190	10,94%	2.322	9,83%	42	7,98%
CatComú-Podem	23	1,23%	13.269	9,73%	106	6,10%	1.167	4,94%	25	4,75%
CUP	93	4,99%	3.773	2,77%	106	6,10%	1.086	4,60%	32	6,08%
PP	24	1,29%	8.442	6,19%	64	3,68%	774	3,28%	21	3,99%
PACMA	5	0,27%	1.478	1,08%	16	0,92%	157	0,66%	3	0,57%
RECORTES CERO-GRUPO VERDE	0	0%	569	0,42%	5	0,29%	60	0,25%	0	0%
DIÀLEG (C. RETIRADA)	0	0%	0	0%	0	0%	0	0%	0	0%

Municipis de Barcelona

	Llacuna, la		Llagosta, la		Lliçà d'Amunt		Lliçà de Vall		Llinars del Vallès	
Escrutat	100%		100%		100%		100%		100%	
Total votants	566	84,86%	7.882	81,62%	9.815	83,72%	4.381	86,12%	6.178	83,84%
Abstenció	101	15,14%	1.775	18,38%	1.909	16,28%	706	13,88%	1.191	16,16%
Vots nuls	2	0,35%	37	0,47%	50	0,51%	19	0,43%	29	0,47%
Vots en blanc	3	0,53%	31	0,39%	45	0,46%	28	0,64%	21	0,34%
Vots a candidatures	561	99,12%	7.814	99,14%	9.720	99,03%	4.334	98,93%	6.128	99,19%
Candidatures										
C's	44	7,80%	2.904	37,02%	3.125	32,00%	1.340	30,72%	1.437	23,37%
ERC-CatSí	171	30,32%	1.081	13,78%	2.011	20,59%	859	19,69%	1.623	26,39%
JUNTSxCAT	255	45,21%	483	6,16%	1.427	14,61%	816	18,71%	1.475	23,99%
PSC	15	2,66%	1.955	24,92%	1.430	14,64%	613	14,05%	656	10,67%
CatComú-Podem	13	2,30%	775	9,88%	874	8,95%	343	7,86%	328	5,33%
CUP	48	8,51%	120	1,53%	315	3,23%	109	2,50%	304	4,94%
PP	12	2,13%	375	4,78%	374	3,83%	202	4,63%	219	3,56%
PACMA	3	0,53%	94	1,20%	138	1,41%	41	0,94%	67	1,09%
RECORTES CERO-GRUPO VERDE	0	0%	27	0,34%	26	0,27%	11	0,25%	19	0,31%
DIÀLEG (C. RETIRADA)	0	0%	0	0%	0	0%	0	0%	0	0%

	Lluçà		Malgrat de Mar		Malla		Manlleu		Manresa	
Escrutat	100%		100%		100%		100%		100%	
Total votants	194	90,23%	10.637	79,17%	197	93,81%	10.613	82,39%	42.065	80,49%
Abstenció	21	9,77%	2.799	20,83%	13	6,19%	2.269	17,61%	10.198	19,51%
Vots nuls	0	0%	47	0,44%	0	0%	77	0,73%	140	0,33%
Vots en blanc	2	1,03%	46	0,43%	1	0,51%	49	0,46%	213	0,51%
Vots a candidatures	192	98,97%	10.544	99,13%	196	99,49%	10.487	98,81%	41.712	99,16%
Candidatures										
C's	3	1,55%	2.701	25,51%	6	3,05%	1.873	17,78%	7.543	17,99%
ERC-CatSí	64	32,99%	2.393	22,60%	36	18,27%	2.362	22,42%	10.034	23,93%
JUNTSxCAT	78	40,21%	2.370	22,38%	127	64,47%	4.182	39,69%	13.888	33,13%
PSC	1	0,52%	1.492	14,09%	5	2,54%	849	8,06%	4.178	9,97%
CatComú-Podem	4	2,06%	708	6,69%	7	3,55%	401	3,81%	2.022	4,82%
CUP	36	18,56%	370	3,49%	10	5,08%	517	4,91%	2.256	5,38%
PP	6	3,09%	401	3,79%	4	2,03%	252	2,39%	1.466	3,50%
PACMA	0	0%	96	0,91%	1	0,51%	42	0,40%	263	0,63%
RECORTES CERO-GRUPO VERDE	0	0%	13	0,12%	0	0%	9	0,09%	62	0,15%
DIÀLEG (C. RETIRADA)	0	0%	0	0%	0	0%	0	0%	0	0%

	Marganell		Martorell		Martorelles		Masies de Roda, les		Masies de Voltregà, les	
Escrutat	100%		100%		100%		100%		100%	
Total votants	190	87,96%	15.043	81,36%	3.170	82,79%	497	89,23%	2.167	88,16%
Abstenció	26	12,04%	3.447	18,64%	659	17,21%	60	10,77%	291	11,84%
Vots nuls	2	1,05%	55	0,37%	15	0,47%	1	0,20%	6	0,28%
Vots en blanc	1	0,53%	60	0,40%	14	0,44%	3	0,60%	8	0,37%
Vots a candidatures	187	98,42%	14.928	99,24%	3.141	99,09%	493	99,20%	2.153	99,35%
Candidatures										
C's	19	10,11%	4.342	28,97%	928	29,41%	39	7,86%	285	13,19%
ERC-CatSí	38	20,21%	2.989	19,94%	719	22,79%	114	22,98%	473	21,89%
JUNTSxCAT	87	46,28%	2.130	14,21%	518	16,42%	291	58,67%	983	45,49%
PSC	17	9,04%	2.688	17,93%	455	14,42%	9	1,81%	158	7,31%
CatComú-Podem	3	1,60%	1.448	9,66%	268	8,49%	7	1,41%	70	3,24%
CUP	14	7,45%	535	3,57%	111	3,52%	26	5,24%	116	5,37%
PP	6	3,19%	600	4,00%	98	3,11%	6	1,21%	61	2,82%
PACMA	3	1,60%	151	1,01%	33	1,05%	0	0%	5	0,23%
RECORTES CERO-GRUPO VERDE	0	0%	45	0,30%	11	0,35%	1	0,20%	2	0,09%
DIÀLEG (C. RETIRADA)	0	0%	0	0%	0	0%	0	0%	0	0%

Municipis de Barcelona

	Masnou, el		Masquefa		Matadepera		Mataró		Mediona	
Escurtat	100%		100%		100%		100%		100%	
Total votants	14.949	84,88%	5.295	83,14%	6.187	88,84%	71.671	82,58%	1.336	79,33%
Abstenció	2.662	15,12%	1.074	16,86%	777	11,16%	15.122	17,42%	348	20,67%
Vots nuls	46	0,31%	32	0,60%	13	0,21%	274	0,38%	9	0,67%
Vots en blanc	58	0,39%	26	0,49%	29	0,47%	260	0,36%	5	0,37%
Vots a candidatures	14.845	99,30%	5.237	98,90%	6.145	99,32%	71.137	99,25%	1.322	98,95%
Candidatures										
C's	2.948	19,78%	1.599	30,38%	1.030	16,68%	21.750	30,46%	212	15,98%
ERC-CatSí	3.895	26,14%	1.144	21,74%	1.071	17,35%	14.211	19,90%	426	32,10%
JUNTSxCAT	3.853	25,85%	810	15,39%	3.157	51,13%	13.228	18,53%	351	26,45%
PSC	1.550	10,40%	746	14,17%	343	5,56%	10.543	14,77%	116	8,74%
CatComú-Podem	1.115	7,48%	491	9,33%	136	2,20%	4.842	6,78%	71	5,35%
CUP	864	5,80%	163	3,10%	203	3,29%	2.675	3,75%	99	7,46%
PP	443	2,97%	169	3,21%	170	2,75%	3.004	4,21%	37	2,79%
PACMA	145	0,97%	96	1,82%	31	0,50%	720	1,01%	9	0,68%
RECORTES CERO-GRUPO VERDE	32	0,21%	19	0,36%	4	0,06%	164	0,23%	1	0,08%
DIÀLEG (C. RETIRADA)	0	0%	0	0%	0	0%	0	0%	0	0%

	Moia		Molins de Rei		Mollet del Vallès		Monistrol de Calders		Monistrol de Montserrat	
Escurtat	100%		100%		100%		100%		100%	
Total votants	3.600	82,80%	16.742	86,91%	30.546	82,63%	490	86,27%	1.789	80,08%
Abstenció	748	17,20%	2.521	13,09%	6.419	17,37%	78	13,73%	445	19,92%
Vots nuls	6	0,17%	43	0,26%	97	0,32%	4	0,82%	5	0,28%
Vots en blanc	21	0,58%	60	0,36%	131	0,43%	1	0,20%	9	0,50%
Vots a candidatures	3.573	99,25%	16.639	99,38%	30.318	99,25%	485	98,98%	1.775	99,22%
Candidatures										
C's	460	12,80%	3.357	20,10%	9.460	31,07%	42	8,64%	365	20,46%
ERC-CatSí	1.092	30,38%	4.546	27,22%	5.653	18,57%	128	26,34%	466	26,12%
JUNTSxCAT	1.262	35,11%	3.440	20,60%	3.469	11,39%	190	39,09%	435	24,38%
PSC	237	6,59%	2.452	14,68%	6.077	19,96%	35	7,20%	204	11,43%
CatComú-Podem	143	3,98%	1.357	8,13%	3.167	10,40%	18	3,70%	111	6,22%
CUP	292	8,12%	913	5,47%	848	2,78%	60	12,35%	103	5,77%
PP	68	1,89%	403	2,41%	1.193	3,92%	11	2,26%	67	3,76%
PACMA	14	0,39%	141	0,84%	356	1,17%	0	0%	21	1,18%
RECORTES CERO-GRUPO VERDE	5	0,14%	30	0,18%	95	0,31%	1	0,21%	3	0,17%
DIÀLEG (C. RETIRADA)	0	0%	0	0%	0	0%	0	0%	0	0%

	Montcada i Reixac		Montclar		Montesquiu		Montgat		Montmajor	
Escurtat	100%		100%		100%		100%		100%	
Total votants	20.573	81,32%	87	90,63%	620	85,28%	7.526	85,18%	314	85,09%
Abstenció	4.726	18,68%	9	9,38%	107	14,72%	1.309	14,82%	55	14,91%
Vots nuls	67	0,33%	1	1,15%	3	0,48%	13	0,17%	0	0%
Vots en blanc	96	0,47%	0	0%	4	0,65%	26	0,35%	2	0,64%
Vots a candidatures	20.410	99,21%	86	98,85%	613	98,87%	7.487	99,48%	312	99,36%
Candidatures										
C's	6.477	31,59%	8	9,30%	43	6,97%	1.959	26,07%	11	3,50%
ERC-CatSí	3.957	19,30%	26	30,23%	195	31,60%	1.974	26,27%	58	18,47%
JUNTSxCAT	2.055	10,02%	37	43,02%	281	45,54%	1.244	16,56%	199	63,38%
PSC	3.650	17,80%	7	8,14%	29	4,70%	957	12,74%	18	5,73%
CatComú-Podem	2.426	11,83%	0	0%	21	3,40%	678	9,02%	4	1,27%
CUP	611	2,98%	4	4,65%	35	5,67%	302	4,02%	12	3,82%
PP	862	4,20%	3	3,49%	6	0,97%	269	3,58%	9	2,87%
PACMA	294	1,43%	1	1,16%	2	0,32%	80	1,06%	0	0%
RECORTES CERO-GRUPO VERDE	78	0,38%	0	0%	1	0,16%	24	0,32%	1	0,32%
DIÀLEG (C. RETIRADA)	0	0%	0	0%	0	0%	0	0%	0	0%

Municipis de Barcelona

	Montmaneu		Montmeló		Montornès del Vallès		Montseny		Muntanyola	
Escurtat	100%		100%		100%		100%		100%	
Total votants	95	75,40%	5.752	85,85%	9.545	83,01%	240	89,55%	420	87,14%
Abstenció	31	24,60%	948	14,15%	1.953	16,99%	28	10,45%	62	12,86%
Vots nuls	2	2,11%	31	0,54%	42	0,44%	0	0%	0	0%
Vots en blanc	1	1,05%	25	0,43%	63	0,66%	2	0,83%	2	0,48%
Vots a candidatures	92	96,84%	5.696	99,03%	9.440	98,90%	238	99,17%	418	99,52%
Candidatures										
C's	13	13,98%	1.783	31,17%	3.352	35,27%	15	6,25%	39	9,29%
ERC-CatSí	9	9,68%	934	16,33%	1.478	15,55%	52	21,67%	128	30,48%
JUNTSxCAT	54	58,06%	648	11,33%	893	9,40%	132	55,00%	191	45,48%
PSC	4	4,30%	1.129	19,73%	1.705	17,94%	9	3,75%	10	2,38%
CatComú-Podem	3	3,23%	630	11,01%	1.123	11,82%	11	4,58%	14	3,33%
CUP	4	4,30%	227	3,97%	247	2,60%	19	7,92%	34	8,10%
PP	5	5,38%	263	4,60%	483	5,08%	0	0%	2	0,48%
PACMA	0	0%	67	1,17%	125	1,32%	0	0%	0	0%
RECORTES CERO-GRUPO VERDE	0	0%	15	0,26%	34	0,36%	0	0%	0	0%
DIÀLEG (C. RETIRADA)	0	0%	0	0%	0	0%	0	0%	0	0%

	Mura		Navarclés		Navàs		Nou de Berguedà, la		Òdena	
Escurtat	100%		100%		100%		100%		100%	
Total votants	159	89,83%	4.039	84,94%	3.915	85,69%	130	92,20%	2.267	83,99%
Abstenció	18	10,17%	716	15,06%	654	14,31%	11	7,80%	432	16,01%
Vots nuls	0	0%	14	0,35%	10	0,26%	1	0,77%	12	0,53%
Vots en blanc	1	0,63%	19	0,47%	18	0,46%	0	0%	15	0,66%
Vots a candidatures	158	99,37%	4.006	99,18%	3.887	99,28%	129	99,23%	2.240	98,81%
Candidatures										
C's	4	2,52%	732	18,19%	571	14,62%	10	7,75%	512	22,71%
ERC-CatSí	44	27,67%	943	23,43%	994	25,45%	24	18,60%	488	21,64%
JUNTSxCAT	61	38,36%	1.350	33,54%	1.414	36,21%	61	47,29%	584	25,90%
PSC	12	7,55%	411	10,21%	326	8,35%	14	10,85%	346	15,34%
CatComú-Podem	9	5,66%	234	5,81%	125	3,20%	3	2,33%	124	5,50%
CUP	27	16,98%	173	4,30%	325	8,32%	17	13,18%	87	3,86%
PP	1	0,63%	131	3,25%	109	2,79%	0	0%	74	3,28%
PACMA	0	0%	25	0,62%	17	0,44%	0	0%	21	0,93%
RECORTES CERO-GRUPO VERDE	0	0%	7	0,17%	6	0,15%	0	0%	4	0,18%
DIÀLEG (C. RETIRADA)	0	0%	0	0%	0	0%	0	0%	0	0%

	Olèrdola		Olesa de Bonesvalls		Olesa de Montserrat		Olivella		Olost	
Escurtat	100%		100%		100%		100%		100%	
Total votants	2.251	85,75%	1.084	82,50%	14.284	83,38%	1.833	80,15%	857	87,09%
Abstenció	374	14,25%	230	17,50%	2.847	16,62%	454	19,85%	127	12,91%
Vots nuls	11	0,49%	4	0,37%	68	0,48%	10	0,55%	1	0,12%
Vots en blanc	12	0,53%	6	0,55%	53	0,37%	6	0,33%	2	0,23%
Vots a candidatures	2.228	98,98%	1.074	99,08%	14.163	99,15%	1.817	99,13%	854	99,65%
Candidatures										
C's	431	19,24%	321	29,72%	3.745	26,34%	590	32,36%	76	8,88%
ERC-CatSí	560	25,00%	258	23,89%	3.549	24,96%	403	22,11%	253	29,56%
JUNTSxCAT	664	29,64%	180	16,67%	2.313	16,27%	233	12,78%	394	46,03%
PSC	228	10,18%	151	13,98%	2.015	14,17%	266	14,59%	22	2,57%
CatComú-Podem	135	6,03%	78	7,22%	1.209	8,50%	145	7,95%	5	0,58%
CUP	134	5,98%	37	3,43%	678	4,77%	98	5,38%	81	9,46%
PP	55	2,46%	40	3,70%	395	2,78%	55	3,02%	22	2,57%
PACMA	16	0,71%	5	0,46%	219	1,54%	20	1,10%	0	0%
RECORTES CERO-GRUPO VERDE	5	0,22%	4	0,37%	40	0,28%	7	0,38%	1	0,12%
DIÀLEG (C. RETIRADA)	0	0%	0	0%	0	0%	0	0%	0	0%

Municipis de Barcelona

	Olvan		Orís		Oristà		Orpí		Òrrius	
Escurtat	100%		100%		100%		100%		100%	
Total votants	594	84,98%	230	90,20%	410	89,52%	94	83,19%	506	89,24%
Abstenció	105	15,02%	25	9,80%	48	10,48%	19	16,81%	61	10,76%
Vots nuls	6	1,01%	0	0%	2	0,49%	0	0%	4	0,79%
Vots en blanc	9	1,52%	2	0,87%	2	0,49%	0	0%	0	0%
Vots a candidatures	579	97,47%	228	99,13%	406	99,02%	94	100%	502	99,21%
Candidatures										
C's	37	6,29%	20	8,70%	18	4,41%	3	3,19%	48	9,56%
ERC-CatSí	163	27,72%	36	15,65%	87	21,32%	37	39,36%	153	30,48%
JUNTSxCAT	279	47,45%	133	57,83%	249	61,03%	44	46,81%	204	40,64%
PSC	19	3,23%	6	2,61%	8	1,96%	4	4,26%	30	5,98%
CatComú-Podem	18	3,06%	7	3,04%	3	0,74%	2	2,13%	10	1,99%
CUP	38	6,46%	21	9,13%	27	6,62%	4	4,26%	50	9,96%
PP	25	4,25%	4	1,74%	14	3,43%	0	0%	4	0,80%
PACMA	0	0%	1	0,43%	0	0%	0	0%	3	0,60%
RECORTES CERO-GRUPO VERDE	0	0%	0	0%	0	0%	0	0%	0	0%
DIÀLEG (C. RETIRADA)	0	0%	0	0%	0	0%	0	0%	0	0%

	Pacs del Penedès		Palafolls		Palau-solità i Plegamans		Pallejà		Palma de Cervelló, la	
Escurtat	100%		100%		100%		100%		100%	
Total votants	615	89,78%	5.633	82,67%	9.297	84,62%	7.183	85,33%	2.038	86,50%
Abstenció	70	10,22%	1.181	17,33%	1.690	15,38%	1.235	14,67%	318	13,50%
Vots nuls	6	0,98%	30	0,53%	26	0,28%	21	0,29%	13	0,64%
Vots en blanc	3	0,49%	32	0,57%	41	0,44%	27	0,38%	8	0,39%
Vots a candidatures	606	98,54%	5.571	98,90%	9.230	99,28%	7.135	99,33%	2.017	98,97%
Candidatures										
C's	130	21,35%	1.625	29,00%	2.546	27,46%	2.131	29,75%	374	18,47%
ERC-CatSí	137	22,50%	1.241	22,15%	2.062	22,24%	1.475	20,59%	551	27,21%
JUNTSxCAT	217	35,63%	1.045	18,65%	1.904	20,54%	931	13,00%	557	27,51%
PSC	50	8,21%	729	13,01%	1.219	13,15%	1.332	18,60%	213	10,52%
CatComú-Podem	26	4,27%	478	8,53%	777	8,38%	721	10,07%	149	7,36%
CUP	32	5,25%	219	3,91%	318	3,43%	246	3,43%	109	5,38%
PP	14	2,30%	151	2,69%	279	3,01%	213	2,97%	37	1,83%
PACMA	0	0%	71	1,27%	108	1,16%	74	1,03%	19	0,94%
RECORTES CERO-GRUPO VERDE	0	0%	12	0,21%	17	0,18%	12	0,17%	8	0,40%
DIÀLEG (C. RETIRADA)	0	0%	0	0%	0	0%	0	0%	0	0%

	Papiol, el		Parets del Vallès		Perafita		Piera		Pineda de Mar	
Escurtat	100%		100%		100%		100%		100%	
Total votants	2.567	83,18%	12.132	85,03%	271	82,37%	9.038	79,34%	14.986	78,90%
Abstenció	519	16,82%	2.136	14,97%	58	17,63%	2.354	20,66%	4.008	21,10%
Vots nuls	13	0,51%	30	0,25%	0	0%	43	0,48%	70	0,47%
Vots en blanc	13	0,51%	55	0,45%	2	0,74%	38	0,42%	48	0,32%
Vots a candidatures	2.541	98,99%	12.047	99,30%	269	99,26%	8.957	99,10%	14.868	99,21%
Candidatures										
C's	565	22,12%	3.474	28,71%	9	3,32%	2.512	27,93%	4.629	31,03%
ERC-CatSí	686	26,86%	2.650	21,90%	54	19,93%	2.023	22,49%	2.941	19,72%
JUNTSxCAT	533	20,87%	1.865	15,41%	155	57,20%	1.628	18,10%	2.821	18,91%
PSC	320	12,53%	1.900	15,70%	5	1,85%	1.182	13,14%	2.221	14,89%
CatComú-Podem	196	7,67%	1.118	9,24%	9	3,32%	714	7,94%	868	5,82%
CUP	142	5,56%	470	3,88%	30	11,07%	395	4,39%	466	3,12%
PP	69	2,70%	379	3,13%	7	2,58%	327	3,64%	727	4,87%
PACMA	23	0,90%	158	1,31%	0	0%	145	1,61%	158	1,06%
RECORTES CERO-GRUPO VERDE	7	0,27%	33	0,27%	0	0%	31	0,34%	37	0,25%
DIÀLEG (C. RETIRADA)	0	0%	0	0%	0	0%	0	0%	0	0%

Municipis de Barcelona

	Pla del Penedès, el		Pobla de Claramunt, la		Pobla de Lillet, la		Polinyà		Pont de Vilomara i Rocafort, el	
Escurtat	100%		100%		100%		100%		100%	
Total votants	821	88,57%	1.439	87,00%	805	82,56%	5.111	85,47%	2.408	83,96%
Abstenció	106	11,43%	215	13,00%	170	17,44%	869	14,53%	460	16,04%
Vots nuls	5	0,61%	9	0,63%	10	1,24%	13	0,25%	14	0,58%
Vots en blanc	4	0,49%	9	0,63%	7	0,87%	31	0,61%	15	0,62%
Vots a candidatures	812	98,90%	1.421	98,75%	788	97,89%	5.067	99,14%	2.379	98,80%
Candidatures										
C's	94	11,52%	261	18,25%	81	10,19%	1.773	34,78%	796	33,25%
ERC-CatSí	208	25,49%	338	23,64%	215	27,04%	887	17,40%	496	20,72%
JUNTSxCAT	320	39,22%	418	29,23%	335	42,14%	502	9,85%	388	16,21%
PSC	53	6,50%	179	12,52%	64	8,05%	967	18,97%	358	14,95%
CatComú-Podem	41	5,02%	90	6,29%	32	4,03%	568	11,14%	155	6,47%
CUP	79	9,68%	87	6,08%	40	5,03%	116	2,28%	80	3,34%
PP	14	1,72%	28	1,96%	20	2,52%	142	2,79%	73	3,05%
PACMA	1	0,12%	17	1,19%	1	0,13%	85	1,67%	28	1,17%
RECORTES CERO-GRUPO VERDE	2	0,25%	3	0,21%	0	0%	27	0,53%	5	0,21%
DIÀLEG (C. RETIRADA)	0	0%	0	0%	0	0%	0	0%	0	0%

	Pontons		Prat de Llobregat, el		Prats de Lluçanès		Prats de Rei, els		Premià de Dalt	
Escurtat	100%		100%		100%		100%		100%	
Total votants	288	81,59%	39.425	82,01%	1.789	86,47%	356	80,18%	6.575	85,90%
Abstenció	65	18,41%	8.647	17,99%	280	13,53%	88	19,82%	1.079	14,10%
Vots nuls	0	0%	127	0,32%	5	0,28%	5	1,40%	27	0,41%
Vots en blanc	1	0,35%	178	0,45%	12	0,67%	0	0%	41	0,62%
Vots a candidatures	287	99,65%	39.120	99,23%	1.772	99,05%	351	98,60%	6.507	98,97%
Candidatures										
C's	49	17,01%	12.955	32,97%	170	9,53%	31	8,83%	1.799	27,47%
ERC-CatSí	55	19,10%	6.228	15,85%	546	30,61%	74	21,08%	1.330	20,31%
JUNTSxCAT	103	35,76%	3.141	7,99%	818	45,85%	198	56,41%	1.697	25,92%
PSC	9	3,13%	8.341	21,22%	55	3,08%	20	5,70%	794	12,13%
CatComú-Podem	12	4,17%	4.776	12,15%	39	2,19%	6	1,71%	363	5,54%
CUP	17	5,90%	1.091	2,78%	108	6,05%	15	4,27%	236	3,60%
PP	38	13,19%	1.859	4,73%	32	1,79%	7	1,99%	219	3,34%
PACMA	3	1,04%	567	1,44%	4	0,22%	0	0%	59	0,90%
RECORTES CERO-GRUPO VERDE	1	0,35%	162	0,41%	0	0%	0	0%	10	0,15%
DIÀLEG (C. RETIRADA)	0	0%	0	0%	0	0%	0	0%	0	0%

	Premià de Mar		Puigdàlber		Puig-reig		Pujalt		Quar, la	
Escurtat	100%		100%		100%		100%		100%	
Total votants	16.897	82,89%	352	91,43%	2.685	81,07%	135	84,91%	39	90,70%
Abstenció	3.488	17,11%	33	8,57%	627	18,93%	24	15,09%	4	9,30%
Vots nuls	45	0,27%	2	0,57%	12	0,45%	2	1,48%	0	0%
Vots en blanc	62	0,37%	4	1,14%	17	0,63%	1	0,74%	0	0%
Vots a candidatures	16.790	99,37%	346	98,30%	2.656	98,92%	132	97,78%	39	100%
Candidatures										
C's	4.124	24,47%	66	18,86%	313	11,71%	16	12,03%	5	12,82%
ERC-CatSí	4.094	24,29%	99	28,29%	753	28,17%	34	25,56%	8	20,51%
JUNTSxCAT	3.450	20,47%	127	36,29%	1.124	42,05%	59	44,36%	19	48,72%
PSC	2.182	12,95%	12	3,43%	144	5,39%	2	1,50%	0	0%
CatComú-Podem	1.296	7,69%	12	3,43%	73	2,73%	1	0,75%	0	0%
CUP	932	5,53%	21	6,00%	154	5,76%	7	5,26%	6	15,38%
PP	529	3,14%	6	1,71%	83	3,11%	13	9,77%	1	2,56%
PACMA	141	0,84%	3	0,86%	12	0,45%	0	0%	0	0%
RECORTES CERO-GRUPO VERDE	42	0,25%	0	0%	0	0%	0	0%	0	0%
DIÀLEG (C. RETIRADA)	0	0%	0	0%	0	0%	0	0%	0	0%

Municipis de Barcelona

	Rajadell		Rellinars		Ripollet		Roca del Vallès, la		Roda de Ter	
Escurtat	100%		100%		100%		100%		100%	
Total votants	394	89,75%	493	83,99%	22.364	83,16%	6.695	84,45%	3.901	86,21%
Abstenció	45	10,25%	94	16,01%	4.530	16,84%	1.233	15,55%	624	13,79%
Vots nuls	0	0%	1	0,20%	91	0,41%	32	0,48%	6	0,15%
Vots en blanc	2	0,51%	2	0,41%	106	0,47%	32	0,48%	14	0,36%
Vots a candidatures	392	99,49%	490	99,39%	22.167	99,12%	6.631	99,04%	3.881	99,49%
Candidatures										
C's	43	10,91%	70	14,23%	7.831	35,16%	1.552	23,29%	421	10,81%
ERC-CatSí	98	24,87%	168	34,15%	3.609	16,20%	1.683	25,26%	987	25,34%
JUNTSxCAT	163	41,37%	108	21,95%	1.890	8,49%	1.609	24,15%	1.817	46,65%
PSC	26	6,60%	45	9,15%	4.410	19,80%	825	12,38%	252	6,47%
CatComú-Podem	12	3,05%	51	10,37%	2.372	10,65%	397	5,96%	141	3,62%
CUP	31	7,87%	27	5,49%	777	3,49%	271	4,07%	182	4,67%
PP	17	4,31%	15	3,05%	897	4,03%	207	3,11%	64	1,64%
PACMA	2	0,51%	5	1,02%	300	1,35%	67	1,01%	15	0,39%
RECORTES CERO-GRUPO VERDE	0	0%	1	0,20%	81	0,36%	20	0,30%	2	0,05%
DIÀLEG (C. RETIRADA)	0	0%	0	0%	0	0%	0	0%	0	0%

	Rubí		Rubió		Rupit i Pruit		Sabadell		Sagàs	
Escurtat	100%		100%		100%		100%		100%	
Total votants	43.519	80,19%	168	89,84%	214	92,64%	126.925	83,03%	114	95,00%
Abstenció	10.753	19,81%	19	10,16%	17	7,36%	25.942	16,97%	6	5,00%
Vots nuls	169	0,39%	0	0%	3	1,40%	432	0,34%	0	0%
Vots en blanc	186	0,43%	0	0%	2	0,93%	536	0,42%	1	0,88%
Vots a candidatures	43.164	99,18%	168	100%	209	97,66%	125.957	99,24%	113	99,12%
Candidatures										
C's	14.663	33,82%	31	18,45%	10	4,74%	35.502	28,07%	4	3,51%
ERC-CatSí	8.246	19,02%	43	25,60%	61	28,91%	25.524	20,18%	28	24,56%
JUNTSxCAT	4.844	11,17%	54	32,14%	115	54,50%	21.379	16,90%	57	50,00%
PSC	7.460	17,21%	2	1,19%	6	2,84%	20.369	16,10%	3	2,63%
CatComú-Podem	4.091	9,44%	12	7,14%	7	3,32%	11.407	9,02%	1	0,88%
CUP	1.451	3,35%	18	10,71%	7	3,32%	5.379	4,25%	15	13,16%
PP	1.697	3,91%	8	4,76%	3	1,42%	4.660	3,68%	5	4,39%
PACMA	569	1,31%	0	0%	0	0%	1.392	1,10%	0	0%
RECORTES CERO-GRUPO VERDE	143	0,33%	0	0%	0	0%	345	0,27%	0	0%
DIÀLEG (C. RETIRADA)	0	0%	0	0%	0	0%	0	0%	0	0%

	Saldes		Sallent		Sant Adrià de Besòs		Sant Agustí de Lluçanès		Sant Andreu de la Barca	
Escurtat	100%		100%		100%		100%		100%	
Total votants	220	86,27%	4.443	84,63%	19.168	74,48%	72	92,31%	16.030	82,95%
Abstenció	35	13,73%	807	15,37%	6.569	25,52%	6	7,69%	3.295	17,05%
Vots nuls	5	2,27%	14	0,32%	51	0,27%	0	0%	65	0,41%
Vots en blanc	0	0%	17	0,38%	83	0,43%	2	2,78%	68	0,42%
Vots a candidatures	215	97,73%	4.412	99,30%	19.034	99,30%	70	97,22%	15.897	99,17%
Candidatures										
C's	19	8,84%	727	16,41%	6.615	34,60%	5	6,94%	6.032	37,78%
ERC-CatSí	70	32,56%	1.113	25,13%	3.180	16,63%	13	18,06%	2.673	16,74%
JUNTSxCAT	93	43,26%	1.279	28,88%	1.522	7,96%	48	66,67%	1.065	6,67%
PSC	13	6,05%	541	12,21%	3.717	19,44%	0	0%	3.489	21,85%
CatComú-Podem	7	3,26%	262	5,92%	1.901	9,94%	1	1,39%	1.470	9,21%
CUP	10	4,65%	333	7,52%	477	2,50%	3	4,17%	319	2,00%
PP	3	1,40%	126	2,84%	1.291	6,75%	0	0%	587	3,68%
PACMA	0	0%	28	0,63%	265	1,39%	0	0%	194	1,22%
RECORTES CERO-GRUPO VERDE	0	0%	3	0,07%	66	0,35%	0	0%	68	0,43%
DIÀLEG (C. RETIRADA)	0	0%	0	0%	0	0%	0	0%	0	0%

Municipis de Barcelona

	Sant Andreu de Llavaneres		Sant Antoni de Vilamajor		Sant Bartomeu del Grau		Sant Boi de Llobregat		Sant Boi de Lluçanès	
Escrutat	100%		100%		100%		100%		100%	
Total votants	6.488	83,71%	3.900	85,26%	573	86,43%	50.704	82,28%	357	82,83%
Abstenció	1.263	16,29%	674	14,74%	90	13,57%	10.921	17,72%	74	17,17%
Vots nuls	11	0,17%	6	0,15%	1	0,17%	204	0,40%	0	0%
Vots en blanc	25	0,39%	23	0,59%	3	0,52%	207	0,41%	5	1,40%
Vots a candidatures	6.452	99,45%	3.871	99,26%	569	99,30%	50.293	99,19%	352	98,60%
Candidatures										
C's	1.624	25,07%	714	18,34%	57	9,97%	16.629	32,93%	14	3,92%
ERC-CatSí	1.481	22,87%	1.125	28,89%	152	26,57%	8.826	17,48%	121	33,89%
JUNTSxCAT	2.007	30,99%	1.187	30,48%	278	48,60%	4.209	8,33%	173	48,46%
PSC	561	8,66%	281	7,22%	35	6,12%	10.722	21,23%	13	3,64%
CatComú-Podem	309	4,77%	218	5,60%	9	1,57%	5.562	11,01%	11	3,08%
CUP	165	2,55%	221	5,68%	22	3,85%	1.352	2,68%	10	2,80%
PP	240	3,71%	96	2,47%	15	2,62%	2.100	4,16%	9	2,52%
PACMA	55	0,85%	21	0,54%	1	0,17%	683	1,35%	1	0,28%
RECORTES CERO-GRUPO VERDE	10	0,15%	8	0,21%	0	0%	210	0,42%	0	0%
DIÀLEG (C. RETIRADA)	0	0%	0	0%	0	0%	0	0%	0	0%

	Sant Cebrià de Vallalta		Sant Celoni		Sant Climent de Llobregat		Sant Cugat del Vallès		Sant Cugat Sesgarrigues	
Escrutat	100%		100%		100%		100%		100%	
Total votants	2.002	82,49%	10.565	82,90%	2.631	85,87%	52.901	87,23%	645	90,59%
Abstenció	425	17,51%	2.179	17,10%	433	14,13%	7.741	12,77%	67	9,41%
Vots nuls	5	0,25%	35	0,33%	18	0,68%	128	0,24%	4	0,62%
Vots en blanc	5	0,25%	43	0,41%	13	0,49%	308	0,58%	2	0,31%
Vots a candidatures	1.992	99,50%	10.487	99,26%	2.600	98,82%	52.465	99,18%	639	99,07%
Candidatures										
C's	387	19,38%	1.886	17,91%	552	21,13%	11.966	22,67%	81	12,64%
ERC-CatSí	555	27,79%	2.435	23,12%	630	24,11%	10.986	20,82%	182	28,39%
JUNTSxCAT	597	29,89%	3.485	33,10%	559	21,39%	15.429	29,24%	233	36,35%
PSC	163	8,16%	1.143	10,85%	414	15,84%	5.755	10,91%	49	7,64%
CatComú-Podem	110	5,51%	591	5,61%	226	8,65%	3.476	6,59%	33	5,15%
CUP	111	5,56%	564	5,36%	108	4,13%	2.744	5,20%	50	7,80%
PP	47	2,35%	298	2,83%	61	2,33%	1.689	3,20%	6	0,94%
PACMA	19	0,95%	69	0,66%	42	1,61%	342	0,65%	4	0,62%
RECORTES CERO-GRUPO VERDE	3	0,15%	16	0,15%	8	0,31%	78	0,15%	1	0,16%
DIÀLEG (C. RETIRADA)	0	0%	0	0%	0	0%	0	0%	0	0%

	Sant Esteve de Palautordera		Sant Esteve Sesrovires		Sant Feliu de Codines		Sant Feliu de Llobregat		Sant Feliu Sasserra	
Escrutat	100%		100%		100%		100%		100%	
Total votants	1.776	91,26%	4.958	85,06%	3.601	80,16%	28.825	86,27%	438	89,39%
Abstenció	170	8,74%	871	14,94%	891	19,84%	4.589	13,73%	52	10,61%
Vots nuls	5	0,28%	19	0,38%	21	0,58%	124	0,43%	2	0,46%
Vots en blanc	11	0,62%	24	0,48%	24	0,67%	105	0,36%	3	0,68%
Vots a candidatures	1.760	99,10%	4.915	99,13%	3.556	98,75%	28.596	99,21%	433	98,86%
Candidatures										
C's	121	6,83%	1.322	26,77%	549	15,34%	9.025	31,44%	23	5,28%
ERC-CatSí	498	28,12%	1.234	24,98%	1.015	28,35%	5.395	18,80%	126	28,90%
JUNTSxCAT	833	47,04%	787	15,93%	1.209	33,77%	3.477	12,11%	239	54,82%
PSC	54	3,05%	675	13,67%	264	7,37%	5.227	18,21%	13	2,98%
CatComú-Podem	51	2,88%	444	8,99%	159	4,44%	2.928	10,20%	3	0,69%
CUP	176	9,94%	211	4,27%	248	6,93%	927	3,23%	18	4,13%
PP	20	1,13%	152	3,08%	67	1,87%	1.213	4,23%	11	2,52%
PACMA	3	0,17%	76	1,54%	35	0,98%	324	1,13%	0	0%
RECORTES CERO-GRUPO VERDE	4	0,23%	14	0,28%	10	0,28%	80	0,28%	0	0%
DIÀLEG (C. RETIRADA)	0	0%	0	0%	0	0%	0	0%	0	0%

Municipis de Barcelona

	Sant Fost de Campsentelles		Sant Fruitós de Bages		Sant Hipòlit de Voltregà		Sant Iscle de Vallalta		Sant Jaume de Frontanya	
Escrutat	100%		100%		100%		100%		100%	
Total votants	5.556	81,50%	5.475	84,62%	2.233	86,72%	807	84,15%	23	88,46%
Abstenció	1.261	18,50%	995	15,38%	342	13,28%	152	15,85%	3	11,54%
Vots nuls	8	0,14%	14	0,26%	8	0,36%	4	0,50%	0	0%
Vots en blanc	17	0,31%	33	0,60%	15	0,67%	4	0,50%	0	0%
Vots a candidatures	5.531	99,55%	5.428	99,14%	2.210	98,97%	799	99,01%	23	100%
Candidatures										
C's	1.578	28,44%	1.020	18,68%	243	10,92%	126	15,69%	1	4,35%
ERC-CatSí	1.251	22,55%	1.384	25,34%	561	25,21%	250	31,13%	10	43,48%
JUNTSxCAT	967	17,43%	1.860	34,06%	980	44,04%	283	35,24%	8	34,78%
PSC	748	13,48%	467	8,55%	183	8,22%	44	5,48%	3	13,04%
CatComú-Podem	469	8,45%	316	5,79%	49	2,20%	31	3,86%	0	0%
CUP	198	3,57%	208	3,81%	133	5,98%	29	3,61%	1	4,35%
PP	259	4,67%	129	2,36%	48	2,16%	29	3,61%	0	0%
PACMA	54	0,97%	40	0,73%	9	0,40%	7	0,87%	0	0%
RECORTES CERO-GRUPO VERDE	7	0,13%	4	0,07%	4	0,18%	0	0%	0	0%
DIÀLEG (C. RETIRADA)	0	0%	0	0%	0	0%	0	0%	0	0%

	Sant Joan de Vilatorrada		Sant Joan Despí		Sant Julià de Cerdanyola		Sant Julià de Vilatorrada		Sant Just Desvern	
Escrutat	100%		100%		100%		100%		100%	
Total votants	6.763	84,12%	21.792	85,98%	187	92,57%	2.220	93,12%	10.832	86,54%
Abstenció	1.277	15,88%	3.552	14,02%	15	7,43%	164	6,88%	1.685	13,46%
Vots nuls	35	0,52%	61	0,28%	1	0,53%	2	0,09%	20	0,18%
Vots en blanc	24	0,35%	74	0,34%	1	0,53%	14	0,63%	42	0,39%
Vots a candidatures	6.704	99,13%	21.657	99,38%	185	98,93%	2.204	99,28%	10.770	99,43%
Candidatures										
C's	1.742	25,89%	6.886	31,69%	8	4,30%	99	4,46%	2.355	21,78%
ERC-CatSí	1.467	21,80%	3.689	16,98%	54	29,03%	585	26,38%	2.281	21,10%
JUNTSxCAT	1.653	24,57%	2.509	11,55%	96	51,61%	1.304	58,79%	2.713	25,09%
PSC	899	13,36%	4.682	21,55%	3	1,61%	54	2,43%	1.578	14,59%
CatComú-Podem	485	7,21%	2.253	10,37%	8	4,30%	34	1,53%	767	7,09%
CUP	228	3,39%	512	2,36%	15	8,06%	113	5,09%	558	5,16%
PP	178	2,65%	809	3,72%	1	0,54%	13	0,59%	425	3,93%
PACMA	42	0,62%	243	1,12%	0	0%	1	0,05%	78	0,72%
RECORTES CERO-GRUPO VERDE	10	0,15%	74	0,34%	0	0%	1	0,05%	15	0,14%
DIÀLEG (C. RETIRADA)	0	0%	0	0%	0	0%	0	0%	0	0%

	Sant Llorenç d'Hortons		Sant Llorenç Savall		Sant Martí d'Albars		Sant Martí de Centelles		Sant Martí de Tous	
Escrutat	100%		100%		100%		100%		100%	
Total votants	1.678	87,08%	1.519	82,02%	85	92,39%	732	85,61%	829	91,81%
Abstenció	249	12,92%	333	17,98%	7	7,61%	123	14,39%	74	8,19%
Vots nuls	3	0,18%	9	0,59%	0	0%	3	0,41%	1	0,12%
Vots en blanc	7	0,42%	7	0,46%	2	2,35%	2	0,27%	8	0,97%
Vots a candidatures	1.668	99,40%	1.503	98,95%	83	97,65%	727	99,32%	820	98,91%
Candidatures										
C's	278	16,60%	245	16,23%	1	1,18%	109	14,95%	61	7,37%
ERC-CatSí	509	30,39%	453	30,00%	15	17,65%	197	27,02%	254	30,68%
JUNTSxCAT	461	27,52%	478	31,66%	54	63,53%	261	35,80%	357	43,12%
PSC	140	8,36%	104	6,89%	1	1,18%	52	7,13%	41	4,95%
CatComú-Podem	117	6,99%	64	4,24%	1	1,18%	39	5,35%	28	3,38%
CUP	105	6,27%	119	7,88%	7	8,24%	51	7,00%	61	7,37%
PP	38	2,27%	30	1,99%	3	3,53%	8	1,10%	16	1,93%
PACMA	18	1,07%	9	0,60%	1	1,18%	10	1,37%	1	0,12%
RECORTES CERO-GRUPO VERDE	2	0,12%	1	0,07%	0	0%	0	0%	1	0,12%
DIÀLEG (C. RETIRADA)	0	0%	0	0%	0	0%	0	0%	0	0%

Municipis de Barcelona

	Sant Martí Sarroca		Sant Martí Sesgueioles		Sant Mateu de Bages		Sant Pere de Ribes		Sant Pere de Riudebitlles	
Escurtat	100%		100%		100%		100%		100%	
Total votants	2.037	84,88%	248	88,57%	460	87,95%	16.627	79,68%	1.539	86,66%
Abstenció	363	15,13%	32	11,43%	63	12,05%	4.241	20,32%	237	13,34%
Vots nuls	10	0,49%	3	1,21%	0	0%	57	0,34%	4	0,26%
Vots en blanc	6	0,29%	1	0,40%	0	0%	57	0,34%	7	0,45%
Vots a candidatures	2.021	99,21%	244	98,39%	460	100%	16.513	99,31%	1.528	99,29%
Candidatures										
C's	293	14,45%	21	8,57%	24	5,22%	5.228	31,55%	174	11,34%
ERC-CatSí	488	24,07%	65	26,53%	117	25,43%	3.221	19,44%	426	27,75%
JUNTSxCAT	747	36,85%	105	42,86%	253	55,00%	2.529	15,26%	598	38,96%
PSC	158	7,79%	13	5,31%	17	3,70%	2.635	15,90%	139	9,06%
CatComú-Podem	95	4,69%	9	3,67%	11	2,39%	1.282	7,74%	43	2,80%
CUP	165	8,14%	24	9,80%	23	5,00%	865	5,22%	111	7,23%
PP	55	2,71%	7	2,86%	14	3,04%	513	3,10%	27	1,76%
PACMA	19	0,94%	0	0%	0	0%	204	1,23%	8	0,52%
RECORTES CERO-GRUPO VERDE	1	0,05%	0	0%	1	0,22%	36	0,22%	2	0,13%
DIÀLEG (C. RETIRADA)	0	0%	0	0%	0	0%	0	0%	0	0%

	Sant Pere de Torelló		Sant Pere de Vilamajor		Sant Pere Sallavinera		Sant Pol de Mar		Sant Quintí de Mediona	
Escurtat	100%		100%		100%		100%		100%	
Total votants	1.605	86,94%	2.785	85,09%	106	85,48%	3.255	86,89%	1.291	83,67%
Abstenció	241	13,06%	488	14,91%	18	14,52%	491	13,11%	252	16,33%
Vots nuls	2	0,12%	9	0,32%	0	0%	6	0,18%	9	0,70%
Vots en blanc	12	0,75%	13	0,47%	1	0,94%	12	0,37%	2	0,15%
Vots a candidatures	1.591	99,13%	2.763	99,21%	105	99,06%	3.237	99,45%	1.280	99,15%
Candidatures										
C's	134	8,36%	535	19,27%	2	1,89%	386	11,88%	139	10,84%
ERC-CatSí	466	29,07%	802	28,89%	27	25,47%	894	27,52%	461	35,96%
JUNTSxCAT	785	48,97%	729	26,26%	60	56,60%	1.309	40,29%	406	31,67%
PSC	63	3,93%	244	8,79%	4	3,77%	206	6,34%	79	6,16%
CatComú-Podem	29	1,81%	171	6,16%	3	2,83%	149	4,59%	50	3,90%
CUP	92	5,74%	175	6,30%	4	3,77%	219	6,74%	74	5,77%
PP	14	0,87%	79	2,85%	4	3,77%	62	1,91%	64	4,99%
PACMA	6	0,37%	24	0,86%	1	0,94%	10	0,31%	6	0,47%
RECORTES CERO-GRUPO VERDE	2	0,12%	4	0,14%	0	0%	2	0,06%	1	0,08%
DIÀLEG (C. RETIRADA)	0	0%	0	0%	0	0%	0	0%	0	0%

	Sant Quirze de Besora		Sant Quirze del Vallès		Sant Quirze Safaja		Sant Sadurní d'Anoia		Sant Sadurní d'Osormort	
Escurtat	100%		100%		100%		100%		100%	
Total votants	1.436	87,56%	12.969	88,44%	390	85,15%	8.162	86,57%	64	87,67%
Abstenció	204	12,44%	1.695	11,56%	68	14,85%	1.266	13,43%	9	12,33%
Vots nuls	7	0,49%	22	0,17%	2	0,51%	27	0,33%	0	0%
Vots en blanc	7	0,49%	58	0,45%	0	0%	36	0,44%	0	0%
Vots a candidatures	1.422	99,03%	12.889	99,38%	388	99,49%	8.099	99,23%	64	100%
Candidatures										
C's	114	7,98%	2.935	22,67%	66	17,01%	1.223	15,03%	6	9,38%
ERC-CatSí	389	27,22%	3.329	25,71%	82	21,13%	2.152	26,45%	18	28,13%
JUNTSxCAT	754	52,76%	3.393	26,21%	162	41,75%	2.361	29,02%	29	45,31%
PSC	67	4,69%	1.454	11,23%	24	6,19%	958	11,78%	3	4,69%
CatComú-Podem	31	2,17%	855	6,60%	22	5,67%	603	7,41%	1	1,56%
CUP	44	3,08%	498	3,85%	21	5,41%	498	6,12%	4	6,25%
PP	20	1,40%	316	2,44%	6	1,55%	243	2,99%	3	4,69%
PACMA	3	0,21%	91	0,70%	2	0,52%	50	0,61%	0	0%
RECORTES CERO-GRUPO VERDE	0	0%	18	0,14%	3	0,77%	11	0,14%	0	0%
DIÀLEG (C. RETIRADA)	0	0%	0	0%	0	0%	0	0%	0	0%

Municipis de Barcelona

	Sant Salvador de Guardiola		Sant Vicenç de Castellet		Sant Vicenç de Montalt		Sant Vicenç de Torelló		Sant Vicenç dels Horts	
Escrutat	100%		100%		100%		100%		100%	
Total votants	1.984	83,82%	5.399	78,90%	3.755	85,15%	1.398	89,67%	17.341	82,26%
Abstenció	383	16,18%	1.444	21,10%	655	14,85%	161	10,33%	3.741	17,74%
Vots nuls	5	0,25%	13	0,24%	10	0,27%	5	0,36%	70	0,40%
Vots en blanc	11	0,55%	37	0,69%	12	0,32%	4	0,29%	96	0,55%
Vots a candidatures	1.968	99,19%	5.349	99,07%	3.733	99,41%	1.389	99,36%	17.175	99,04%
Candidatures										
C's	486	24,56%	1.189	22,08%	953	25,45%	88	6,32%	6.212	35,97%
ERC-CatSí	419	21,17%	1.482	27,52%	801	21,39%	406	29,15%	4.553	26,36%
JUNTSxCAT	586	29,61%	1.209	22,45%	1.271	33,94%	673	48,31%	998	5,78%
PSC	152	7,68%	718	13,33%	319	8,52%	61	4,38%	2.915	16,88%
CatComú-Podem	113	5,71%	330	6,13%	141	3,77%	27	1,94%	1.358	7,86%
CUP	106	5,36%	206	3,82%	123	3,28%	117	8,40%	322	1,86%
PP	82	4,14%	154	2,86%	100	2,67%	15	1,08%	597	3,46%
PACMA	21	1,06%	50	0,93%	22	0,59%	1	0,07%	172	1,00%
RECORTES CERO-GRUPO VERDE	3	0,15%	11	0,20%	3	0,08%	1	0,07%	48	0,28%
DIÀLEG (C. RETIRADA)	0	0%	0	0%	0	0%	0	0%	0	0%

	Santa Cecília de Voltregà		Santa Coloma de Cervelló		Santa Coloma de Gramenet		Santa Eugènia de Berga		Santa Eulàlia de Riuprimer	
Escrutat	100%		100%		100%		100%		100%	
Total votants	154	94,48%	5.144	86,58%	61.672	78,62%	1.487	89,96%	873	90,19%
Abstenció	9	5,52%	797	13,42%	16.767	21,38%	166	10,04%	95	9,81%
Vots nuls	0	0%	15	0,29%	209	0,34%	8	0,54%	3	0,34%
Vots en blanc	1	0,65%	21	0,41%	253	0,41%	2	0,13%	5	0,57%
Vots a candidatures	153	99,35%	5.108	99,30%	61.210	99,25%	1.477	99,33%	865	99,08%
Candidatures										
C's	3	1,95%	1.289	25,13%	21.797	35,46%	99	6,69%	64	7,36%
ERC-CatSí	46	29,87%	1.332	25,97%	8.068	13,13%	457	30,90%	208	23,91%
JUNTSxCAT	95	61,69%	759	14,80%	3.359	5,47%	764	51,66%	462	53,10%
PSC	3	1,95%	711	13,86%	14.589	23,74%	45	3,04%	17	1,95%
CatComú-Podem	0	0%	591	11,52%	6.641	10,80%	19	1,28%	21	2,41%
CUP	4	2,60%	218	4,25%	1.653	2,69%	67	4,53%	78	8,97%
PP	2	1,30%	136	2,65%	4.085	6,65%	20	1,35%	10	1,15%
PACMA	0	0%	52	1,01%	777	1,26%	6	0,41%	5	0,57%
RECORTES CERO-GRUPO VERDE	0	0%	20	0,39%	241	0,39%	0	0%	0	0%
DIÀLEG (C. RETIRADA)	0	0%	0	0%	0	0%	0	0%	0	0%

	Santa Eulàlia de Ronçana		Santa Fe del Penedès		Santa Margarida de Montbui		Santa Margarida i els Monjos		Santa Maria de Besora	
Escrutat	100%		100%		100%		100%		100%	
Total votants	4.680	84,35%	258	94,16%	5.846	82,19%	4.166	82,84%	113	92,62%
Abstenció	868	15,65%	16	5,84%	1.267	17,81%	863	17,16%	9	7,38%
Vots nuls	12	0,26%	0	0%	31	0,53%	24	0,58%	0	0%
Vots en blanc	23	0,49%	0	0%	34	0,58%	20	0,48%	0	0%
Vots a candidatures	4.645	99,25%	258	100%	5.781	98,89%	4.122	98,94%	113	100%
Candidatures										
C's	1.056	22,62%	16	6,20%	2.228	38,31%	1.147	27,69%	1	0,88%
ERC-CatSí	1.227	26,29%	79	30,62%	861	14,81%	879	21,22%	29	25,66%
JUNTSxCAT	1.198	25,66%	115	44,57%	663	11,40%	888	21,44%	71	62,83%
PSC	461	9,88%	10	3,88%	1.106	19,02%	592	14,29%	0	0%
CatComú-Podem	306	6,56%	7	2,71%	477	8,20%	264	6,37%	3	2,65%
CUP	227	4,86%	27	10,47%	181	3,11%	156	3,77%	7	6,19%
PP	124	2,66%	4	1,55%	196	3,37%	143	3,45%	1	0,88%
PACMA	41	0,88%	0	0%	57	0,98%	47	1,13%	0	0%
RECORTES CERO-GRUPO VERDE	5	0,11%	0	0%	12	0,21%	6	0,14%	1	0,88%
DIÀLEG (C. RETIRADA)	0	0%	0	0%	0	0%	0	0%	0	0%

Municipis de Barcelona

	Santa Maria de Martorelles		Santa Maria de Merlès		Santa Maria de Miralles		Santa Maria de Palautordera		Santa Maria d'Oló	
Escurtat	100%		100%		100%		100%		100%	
Total votants	579	87,46%	124	87,32%	93	90,29%	5.848	86,51%	742	90,60%
Abstenció	83	12,54%	18	12,68%	10	9,71%	912	13,49%	77	9,40%
Vots nuls	1	0,17%	0	0%	0	0%	19	0,32%	6	0,81%
Vots en blanc	6	1,04%	2	1,61%	1	1,08%	24	0,41%	2	0,27%
Vots a candidatures	572	98,79%	122	98,39%	92	98,92%	5.805	99,26%	734	98,92%
Candidatures										
C's	101	17,47%	1	0,81%	6	6,45%	903	15,49%	24	3,26%
ERC-CatSí	170	29,41%	25	20,16%	23	24,73%	1.503	25,78%	267	36,28%
JUNTSxCAT	144	24,91%	68	54,84%	47	50,54%	1.976	33,90%	326	44,29%
PSC	42	7,27%	4	3,23%	4	4,30%	548	9,40%	20	2,72%
CatComú-Podem	52	9,00%	3	2,42%	8	8,60%	340	5,83%	12	1,63%
CUP	46	7,96%	20	16,13%	2	2,15%	328	5,63%	73	9,92%
PP	12	2,08%	0	0%	1	1,08%	146	2,50%	12	1,63%
PACMA	5	0,87%	1	0,81%	1	1,08%	55	0,94%	0	0%
RECORTES CERO-GRUPO VERDE	0	0%	0	0%	0	0%	6	0,10%	0	0%
DIÀLEG (C. RETIRADA)	0	0%	0	0%	0	0%	0	0%	0	0%

	Santa Perpètua de Mogoda		Santa Susanna		Santpedor		Sentmenat		Seva	
Escurtat	100%		100%		100%		100%		100%	
Total votants	15.251	83,02%	1.939	82,44%	4.915	86,81%	5.579	84,05%	2.356	88,17%
Abstenció	3.120	16,98%	413	17,56%	747	13,19%	1.059	15,95%	316	11,83%
Vots nuls	51	0,33%	9	0,46%	12	0,24%	26	0,47%	5	0,21%
Vots en blanc	69	0,45%	4	0,21%	21	0,43%	26	0,47%	16	0,68%
Vots a candidatures	15.131	99,21%	1.926	99,33%	4.882	99,33%	5.527	99,07%	2.335	99,11%
Candidatures										
C's	5.263	34,63%	593	30,73%	757	15,44%	1.412	25,43%	236	10,04%
ERC-CatSí	2.761	18,16%	437	22,64%	1.444	29,45%	1.261	22,71%	605	25,73%
JUNTSxCAT	1.763	11,60%	466	24,15%	1.680	34,26%	1.110	19,99%	1.133	48,19%
PSC	2.456	16,16%	171	8,86%	362	7,38%	746	13,43%	102	4,34%
CatComú-Podem	1.616	10,63%	106	5,49%	250	5,10%	467	8,41%	51	2,17%
CUP	492	3,24%	80	4,15%	264	5,38%	306	5,51%	154	6,55%
PP	554	3,64%	60	3,11%	93	1,90%	142	2,56%	41	1,74%
PACMA	194	1,28%	10	0,52%	25	0,51%	69	1,24%	9	0,38%
RECORTES CERO-GRUPO VERDE	32	0,21%	3	0,16%	7	0,14%	14	0,25%	4	0,17%
DIÀLEG (C. RETIRADA)	0	0%	0	0%	0	0%	0	0%	0	0%

	Sitges		Sobremunt		Sora		Subirats		Súria	
Escurtat	100%		100%		100%		100%		100%	
Total votants	15.157	80,72%	61	84,72%	133	85,26%	2.038	87,28%	3.947	85,08%
Abstenció	3.621	19,28%	11	15,28%	23	14,74%	297	12,72%	692	14,92%
Vots nuls	37	0,24%	0	0%	0	0%	3	0,15%	18	0,46%
Vots en blanc	52	0,34%	0	0%	1	0,75%	11	0,54%	11	0,28%
Vots a candidatures	15.068	99,41%	61	100%	132	99,25%	2.024	99,31%	3.918	99,27%
Candidatures										
C's	4.166	27,55%	2	3,28%	6	4,51%	194	9,53%	880	22,40%
ERC-CatSí	3.158	20,89%	12	19,67%	39	29,32%	574	28,21%	868	22,09%
JUNTSxCAT	3.465	22,92%	35	57,38%	73	54,89%	828	40,69%	982	24,99%
PSC	1.936	12,80%	1	1,64%	1	0,75%	107	5,26%	630	16,03%
CatComú-Podem	1.010	6,68%	2	3,28%	4	3,01%	80	3,93%	223	5,68%
CUP	638	4,22%	9	14,75%	9	6,77%	184	9,04%	188	4,78%
PP	538	3,56%	0	0%	0	0%	45	2,21%	108	2,75%
PACMA	125	0,83%	0	0%	0	0%	11	0,54%	35	0,89%
RECORTES CERO-GRUPO VERDE	32	0,21%	0	0%	0	0%	1	0,05%	4	0,10%
DIÀLEG (C. RETIRADA)	0	0%	0	0%	0	0%	0	0%	0	0%

Municipis de Barcelona

	Tagamanent		Talamanca		Taradell		Tavèrnoles		Tavertet	
Escrutat	100%		100%		100%		100%		100%	
Total votants	202	83,47%	147	90,74%	4.244	88,58%	239	95,98%	88	87,13%
Abstenció	40	16,53%	15	9,26%	547	11,42%	10	4,02%	13	12,87%
Vots nuls	0	0%	0	0%	12	0,28%	0	0%	0	0%
Vots en blanc	3	1,49%	0	0%	16	0,38%	0	0%	0	0%
Vots a candidatures	199	98,51%	147	100%	4.216	99,34%	239	100%	88	100%
Candidatures										
C's	29	14,36%	9	6,12%	278	6,57%	8	3,35%	7	7,95%
ERC-CatSí	61	30,20%	42	28,57%	1.031	24,36%	52	21,76%	19	21,59%
JUNTSxCAT	73	36,14%	70	47,62%	2.344	55,39%	137	57,32%	41	46,59%
PSC	4	1,98%	3	2,04%	150	3,54%	10	4,18%	4	4,55%
CatComú-Podem	9	4,46%	4	2,72%	96	2,27%	4	1,67%	2	2,27%
CUP	20	9,90%	13	8,84%	251	5,93%	25	10,46%	15	17,05%
PP	3	1,49%	6	4,08%	57	1,35%	3	1,26%	0	0%
PACMA	0	0%	0	0%	8	0,19%	0	0%	0	0%
RECORTES CERO-GRUPO VERDE	0	0%	0	0%	1	0,02%	0	0%	0	0%
DIÀLEG (C. RETIRADA)	0	0%	0	0%	0	0%	0	0%	0	0%

	Teià		Terrassa		Tiana		Tona		Tordera	
Escrutat	100%		100%		100%		100%		100%	
Total votants	4.222	87,92%	126.276	81,99%	5.866	88,52%	5.145	84,96%	9.507	77,86%
Abstenció	580	12,08%	27.741	18,01%	761	11,48%	911	15,04%	2.703	22,14%
Vots nuls	10	0,24%	445	0,35%	8	0,14%	25	0,49%	55	0,58%
Vots en blanc	13	0,31%	627	0,50%	23	0,39%	26	0,51%	43	0,45%
Vots a candidatures	4.199	99,46%	125.204	99,15%	5.835	99,47%	5.094	99,01%	9.409	98,97%
Candidatures										
C's	748	17,76%	37.507	29,81%	1.001	17,09%	715	13,96%	2.502	26,47%
ERC-CatSí	1.059	25,14%	25.219	20,04%	1.625	27,74%	1.232	24,06%	2.035	21,53%
JUNTSxCAT	1.429	33,93%	20.881	16,59%	1.737	29,65%	2.292	44,77%	2.318	24,52%
PSC	355	8,43%	18.789	14,93%	585	9,99%	311	6,07%	1.193	12,62%
CatComú-Podem	251	5,96%	11.395	9,06%	370	6,32%	150	2,93%	626	6,62%
CUP	238	5,65%	4.802	3,82%	298	5,09%	273	5,33%	323	3,42%
PP	88	2,09%	4.716	3,75%	182	3,11%	79	1,54%	300	3,17%
PACMA	22	0,52%	1.458	1,16%	32	0,55%	35	0,68%	93	0,98%
RECORTES CERO-GRUPO VERDE	9	0,21%	437	0,35%	5	0,09%	7	0,14%	19	0,20%
DIÀLEG (C. RETIRADA)	0	0%	0	0%	0	0%	0	0%	0	0%

	Torelló		Torre de Claramunt, la		Torrelavit		Torrelles de Foix		Torrelles de Llobregat	
Escrutat	100%		100%		100%		100%		100%	
Total votants	8.782	85,38%	2.384	82,43%	919	87,69%	1.263	75,95%	3.752	85,96%
Abstenció	1.504	14,62%	508	17,57%	129	12,31%	400	24,05%	613	14,04%
Vots nuls	28	0,32%	6	0,25%	2	0,22%	9	0,71%	13	0,35%
Vots en blanc	41	0,47%	17	0,71%	2	0,22%	6	0,48%	16	0,43%
Vots a candidatures	8.713	99,21%	2.361	99,04%	915	99,56%	1.248	98,81%	3.723	99,23%
Candidatures										
C's	1.191	13,61%	809	34,02%	76	8,29%	272	21,69%	710	18,99%
ERC-CatSí	2.168	24,77%	453	19,05%	258	28,14%	298	23,76%	1.208	32,31%
JUNTSxCAT	3.680	42,04%	458	19,26%	420	45,80%	304	24,24%	776	20,75%
PSC	644	7,36%	319	13,41%	39	4,25%	174	13,88%	393	10,51%
CatComú-Podem	288	3,29%	128	5,38%	49	5,34%	80	6,38%	300	8,02%
CUP	552	6,31%	88	3,70%	57	6,22%	57	4,55%	253	6,77%
PP	137	1,56%	78	3,28%	10	1,09%	48	3,83%	53	1,42%
PACMA	44	0,50%	24	1,01%	5	0,55%	12	0,96%	25	0,67%
RECORTES CERO-GRUPO VERDE	9	0,10%	4	0,17%	1	0,11%	3	0,24%	5	0,13%
DIÀLEG (C. RETIRADA)	0	0%	0	0%	0	0%	0	0%	0	0%

Municipis de Barcelona

	Ullastrell		Vacarisses		Vallbona d'Anoia		Vallcebre		Vallgorguina	
Escrutat	100%		100%		100%		100%		100%	
Total votants	1.356	89,86%	4.017	85,45%	907	85,32%	198	88,79%	1.712	84,96%
Abstenció	153	10,14%	684	14,55%	156	14,68%	25	11,21%	303	15,04%
Vots nuls	3	0,22%	11	0,27%	14	1,54%	0	0%	5	0,29%
Vots en blanc	6	0,44%	27	0,67%	3	0,33%	0	0%	9	0,53%
Vots a candidatures	1.347	99,34%	3.979	99,05%	890	98,13%	198	100%	1.698	99,18%
Candidatures										
C's	202	14,93%	1.178	29,41%	141	15,79%	10	5,05%	240	14,06%
ERC-CatSí	451	33,33%	988	24,66%	257	28,78%	53	26,77%	504	29,53%
JUNTSxCAT	411	30,38%	662	16,53%	204	22,84%	104	52,53%	589	34,50%
PSC	100	7,39%	462	11,53%	109	12,21%	11	5,56%	96	5,62%
CatComú-Podem	64	4,73%	314	7,84%	47	5,26%	3	1,52%	100	5,86%
CUP	86	6,36%	201	5,02%	84	9,41%	13	6,57%	126	7,38%
PP	17	1,26%	94	2,35%	31	3,47%	4	2,02%	29	1,70%
PACMA	16	1,18%	67	1,67%	16	1,79%	0	0%	12	0,70%
RECORTES CERO-GRUPO VERDE	0	0%	13	0,32%	1	0,11%	0	0%	2	0,12%
DIÀLEG (C. RETIRADA)	0	0%	0	0%	0	0%	0	0%	0	0%

	Vallirana		Vallromanes		Veciana		Vic		Vilada	
Escrutat	100%		100%		100%		100%		100%	
Total votants	8.981	81,67%	1.581	87,93%	110	83,33%	22.016	82,57%	342	87,92%
Abstenció	2.016	18,33%	217	12,07%	22	16,67%	4.647	17,43%	47	12,08%
Vots nuls	37	0,41%	2	0,13%	0	0%	66	0,30%	1	0,29%
Vots en blanc	44	0,49%	10	0,63%	0	0%	86	0,39%	0	0%
Vots a candidatures	8.900	99,10%	1.569	99,24%	110	100%	21.864	99,31%	341	99,71%
Candidatures										
C's	2.785	31,14%	313	19,82%	13	11,82%	2.899	13,21%	15	4,40%
ERC-CatSí	1.959	21,90%	401	25,40%	19	17,27%	5.216	23,76%	99	29,03%
JUNTSxCAT	1.273	14,23%	528	33,44%	62	56,36%	9.743	44,39%	167	48,97%
PSC	1.520	16,99%	153	9,69%	4	3,64%	1.426	6,50%	25	7,33%
CatComú-Podem	693	7,75%	75	4,75%	4	3,64%	726	3,31%	10	2,93%
CUP	246	2,75%	55	3,48%	5	4,55%	1.285	5,85%	19	5,57%
PP	303	3,39%	38	2,41%	2	1,82%	470	2,14%	6	1,76%
PACMA	103	1,15%	6	0,38%	0	0%	90	0,41%	0	0%
RECORTES CERO-GRUPO VERDE	18	0,20%	0	0%	1	0,91%	9	0,04%	0	0%
DIÀLEG (C. RETIRADA)	0	0%	0	0%	0	0%	0	0%	0	0%

	Viladecans		Viladecavalls		Vilafranca del Penedès		Vilalba Sasserra		Vilanova de Sau	
Escrutat	100%		100%		100%		100%		100%	
Total votants	40.688	83,25%	5.088	87,71%	22.872	82,70%	405	78,19%	238	89,81%
Abstenció	8.187	16,75%	713	12,29%	4.784	17,30%	113	21,81%	27	10,19%
Vots nuls	142	0,35%	20	0,39%	90	0,39%	0	0%	0	0%
Vots en blanc	174	0,43%	30	0,59%	95	0,42%	2	0,49%	1	0,42%
Vots a candidatures	40.372	99,22%	5.038	99,02%	22.687	99,19%	403	99,51%	237	99,58%
Candidatures										
C's	15.142	37,35%	1.488	29,36%	4.253	18,67%	79	19,51%	17	7,14%
ERC-CatSí	5.836	14,39%	1.173	23,15%	5.533	24,29%	132	32,59%	62	26,05%
JUNTSxCAT	2.812	6,94%	984	19,42%	6.698	29,40%	107	26,42%	108	45,38%
PSC	9.265	22,85%	543	10,71%	2.445	10,73%	23	5,68%	9	3,78%
CatComú-Podem	4.044	9,97%	431	8,50%	1.262	5,54%	19	4,69%	11	4,62%
CUP	768	1,89%	218	4,30%	1.541	6,76%	18	4,44%	27	11,34%
PP	1.760	4,34%	130	2,57%	743	3,26%	18	4,44%	3	1,26%
PACMA	579	1,43%	53	1,05%	170	0,75%	5	1,23%	0	0%
RECORTES CERO-GRUPO VERDE	166	0,41%	18	0,36%	42	0,18%	2	0,49%	0	0%
DIÀLEG (C. RETIRADA)	0	0%	0	0%	0	0%	0	0%	0	0%

Municipis de Barcelona

	Vilanova del Camí		Vilanova del Vallès		Vilanova i la Geltrú		Vilassar de Dalt		Vilassar de Mar	
Escrutat	100%		100%		100%		100%		100%	
Total votants	7.596	82,07%	3.274	85,17%	39.639	81,50%	5.964	86,52%	13.437	86,32%
Abstenció	1.660	17,93%	570	14,83%	8.999	18,50%	929	13,48%	2.129	13,68%
Vots nuls	26	0,34%	13	0,40%	146	0,37%	15	0,25%	30	0,22%
Vots en blanc	44	0,58%	22	0,67%	140	0,35%	21	0,35%	57	0,42%
Vots a candidatures	7.526	99,08%	3.239	98,93%	39.353	99,28%	5.928	99,40%	13.350	99,35%
Candidatures										
C's	2.938	38,81%	800	24,53%	9.931	25,15%	1.042	17,52%	2.535	18,91%
ERC-CatSí	1.198	15,83%	750	23,00%	9.140	23,14%	1.591	26,74%	3.291	24,55%
JUNTSxCAT	803	10,61%	836	25,64%	7.515	19,03%	1.913	32,16%	4.109	30,65%
PSC	1.377	18,19%	352	10,79%	5.594	14,16%	533	8,96%	1.354	10,10%
CatComú-Podem	631	8,34%	220	6,75%	3.208	8,12%	312	5,24%	902	6,73%
CUP	185	2,44%	134	4,11%	2.267	5,74%	304	5,11%	701	5,23%
PP	286	3,78%	102	3,13%	1.233	3,12%	188	3,16%	336	2,51%
PACMA	82	1,08%	32	0,98%	367	0,93%	39	0,66%	100	0,75%
RECORTES CERO-GRUPO VERDE	26	0,34%	13	0,40%	98	0,25%	6	0,10%	22	0,16%
DIÀLEG (C. RETIRADA)	0	0%	0	0%	0	0%	0	0%	0	0%

	Vilobí del Penedès		Viver i Serrateix	
Escrutat	100%		100%	
Total votants	703	87,66%	115	85,82%
Abstenció	99	12,34%	19	14,18%
Vots nuls	0	0%	0	0%
Vots en blanc	2	0,28%	0	0%
Vots a candidatures	701	99,72%	115	100%
Candidatures				
C's	68	9,67%	1	0,87%
ERC-CatSí	194	27,60%	11	9,57%
JUNTSxCAT	318	45,23%	89	77,39%
PSC	36	5,12%	3	2,61%
CatComú-Podem	22	3,13%	0	0%
CUP	52	7,40%	10	8,70%
PP	9	1,28%	1	0,87%
PACMA	1	0,14%	0	0%
RECORTES CERO-GRUPO VERDE	1	0,14%	0	0%
DIÀLEG (C. RETIRADA)	0	0%	0	0%

Municipis de Girona

	Residents absents		Agullana		Aiguaviva		Albanyà		Albons	
Escurtat	100%		100%		100%		100%		100%	
Total votants	2.636	14,52%	494	83,59%	516	90,37%	81	86,17%	458	87,74%
Abstenció	15.516	85,48%	97	16,41%	55	9,63%	13	13,83%	64	12,26%
Vots nuls	4	0,15%	4	0,81%	7	1,36%	0	0%	0	0%
Vots en blanc	8	0,30%	6	1,21%	2	0,39%	0	0%	3	0,66%
Vots a candidatures	2.624	99,54%	484	97,98%	507	98,26%	81	100%	455	99,34%
Candidatures										
JUNTSxCAT	864	32,83%	161	32,86%	258	50,69%	44	54,32%	209	45,63%
ERC-CatSí	570	21,66%	168	34,29%	121	23,77%	19	23,46%	140	30,57%
C's	453	17,21%	63	12,86%	58	11,39%	0	0%	36	7,86%
PSC	228	8,66%	26	5,31%	23	4,52%	1	1,23%	20	4,37%
CUP	167	6,34%	37	7,55%	27	5,30%	13	16,05%	29	6,33%
CatComú-Podem	136	5,17%	16	3,27%	9	1,77%	1	1,23%	13	2,84%
PP	170	6,46%	7	1,43%	11	2,16%	2	2,47%	4	0,87%
PACMA	20	0,76%	6	1,22%	0	0%	1	1,23%	3	0,66%
RECORTES CERO-GRUPO VERDE	15	0,57%	0	0%	0	0%	0	0%	0	0%
PU M+J	1	0,04%	0	0%	0	0%	0	0%	1	0,22%
DIÀLEG (C. RETIRADA)	0	0%	0	0%	0	0%	0	0%	0	0%
	Alp		Amer		Anglès		Arbúcies		Argelaguer	
Escurtat	100%		100%		100%		100%		100%	
Total votants	940	82,82%	1.514	87,51%	3.010	83,89%	3.457	85,48%	294	87,50%
Abstenció	195	17,18%	216	12,49%	578	16,11%	587	14,52%	42	12,50%
Vots nuls	9	0,96%	4	0,26%	3	0,10%	9	0,26%	1	0,34%
Vots en blanc	5	0,53%	5	0,33%	13	0,43%	13	0,38%	1	0,34%
Vots a candidatures	926	98,51%	1.505	99,41%	2.994	99,47%	3.435	99,36%	292	99,32%
Candidatures										
JUNTSxCAT	376	40,39%	934	61,85%	1.586	52,74%	1.670	48,43%	147	50,17%
ERC-CatSí	277	29,75%	257	17,02%	602	20,02%	889	25,78%	67	22,87%
C's	110	11,82%	124	8,21%	341	11,34%	244	7,08%	7	2,39%
PSC	52	5,59%	55	3,64%	152	5,05%	152	4,41%	9	3,07%
CUP	60	6,44%	73	4,83%	163	5,42%	308	8,93%	45	15,36%
CatComú-Podem	24	2,58%	34	2,25%	76	2,53%	91	2,64%	12	4,10%
PP	19	2,04%	26	1,72%	57	1,90%	65	1,89%	3	1,02%
PACMA	7	0,75%	2	0,13%	15	0,50%	11	0,32%	2	0,68%
RECORTES CERO-GRUPO VERDE	1	0,11%	0	0%	1	0,03%	2	0,06%	0	0%
PU M+J	0	0%	0	0%	1	0,03%	3	0,09%	0	0%
DIÀLEG (C. RETIRADA)	0	0%	0	0%	0	0%	0	0%	0	0%
	Armentera, l'		Avinyonet de Puigventós		Banyoles		Bàscara		Begur	
Escurtat	100%		100%		100%		100%		100%	
Total votants	579	89,91%	950	82,82%	10.686	84,04%	642	87,82%	2.318	83,56%
Abstenció	65	10,09%	197	17,18%	2.029	15,96%	89	12,18%	456	16,44%
Vots nuls	2	0,35%	2	0,21%	35	0,33%	0	0%	5	0,22%
Vots en blanc	7	1,21%	6	0,63%	39	0,36%	1	0,16%	7	0,30%
Vots a candidatures	570	98,45%	942	99,16%	10.612	99,31%	641	99,84%	2.306	99,48%
Candidatures										
JUNTSxCAT	280	48,53%	294	31,01%	5.349	50,22%	293	45,64%	680	29,40%
ERC-CatSí	156	27,04%	255	26,90%	2.481	23,29%	168	26,17%	519	22,44%
C's	48	8,32%	246	25,95%	971	9,12%	60	9,35%	551	23,82%
PSC	33	5,72%	58	6,12%	476	4,47%	28	4,36%	278	12,02%
CUP	40	6,93%	30	3,16%	750	7,04%	54	8,41%	100	4,32%
CatComú-Podem	9	1,56%	37	3,90%	303	2,84%	15	2,34%	95	4,11%
PP	3	0,52%	17	1,79%	221	2,07%	20	3,12%	61	2,64%
PACMA	1	0,17%	4	0,42%	40	0,38%	2	0,31%	19	0,82%
RECORTES CERO-GRUPO VERDE	0	0%	1	0,11%	15	0,14%	0	0%	3	0,13%
PU M+J	0	0%	0	0%	6	0,06%	1	0,16%	0	0%
DIÀLEG (C. RETIRADA)	0	0%	0	0%	0	0%	0	0%	0	0%

Municipis de Girona

	Bellcaire d'Empordà		Besalú		Bescanó		Beuda		Bisbal d'Empordà, la	
Escurtat	100%		100%		100%		100%		100%	
Total votants	424	87,06%	1.570	87,71%	3.205	88,37%	111	91,74%	5.688	82,21%
Abstenció	63	12,94%	220	12,29%	422	11,63%	10	8,26%	1.231	17,79%
Vots nuls	1	0,24%	6	0,38%	12	0,37%	0	0%	37	0,65%
Vots en blanc	1	0,24%	5	0,32%	10	0,31%	0	0%	28	0,49%
Vots a candidatures	422	99,53%	1.559	99,30%	3.183	99,31%	111	100%	5.623	98,86%
Candidatures										
JUNTSxCAT	185	43,74%	937	59,91%	1.664	52,11%	45	40,54%	2.157	38,17%
ERC-CatSí	123	29,08%	326	20,84%	735	23,02%	22	19,82%	1.457	25,78%
C's	41	9,69%	101	6,46%	305	9,55%	0	0%	739	13,08%
PSC	21	4,96%	76	4,86%	137	4,29%	14	12,61%	482	8,53%
CUP	34	8,04%	59	3,77%	207	6,48%	25	22,52%	415	7,34%
CatComú-Podem	11	2,60%	37	2,37%	90	2,82%	4	3,60%	207	3,66%
PP	6	1,42%	18	1,15%	28	0,88%	1	0,90%	135	2,39%
PACMA	1	0,24%	1	0,06%	12	0,38%	0	0%	19	0,34%
RECORTES CERO-GRUPO VERDE	0	0%	2	0,13%	5	0,16%	0	0%	8	0,14%
PU M+J	0	0%	2	0,13%	0	0%	0	0%	4	0,07%
DIÀLEG (C. RETIRADA)	0	0%	0	0%	0	0%	0	0%	0	0%
	Biure		Blanes		Boadella i les Escaules		Bolvir		Bordils	
Escurtat	100%		100%		100%		100%		100%	
Total votants	156	86,67%	21.421	78,64%	173	84,39%	229	81,79%	1.023	88,80%
Abstenció	24	13,33%	5.819	21,36%	32	15,61%	51	18,21%	129	11,20%
Vots nuls	1	0,64%	167	0,78%	2	1,16%	3	1,31%	2	0,20%
Vots en blanc	1	0,64%	92	0,43%	2	1,16%	0	0%	5	0,49%
Vots a candidatures	154	98,72%	21.162	98,79%	169	97,69%	226	98,69%	1.016	99,32%
Candidatures										
JUNTSxCAT	40	25,81%	4.007	18,85%	59	34,50%	107	47,35%	524	51,32%
ERC-CatSí	44	28,39%	3.872	18,22%	49	28,65%	43	19,03%	207	20,27%
C's	34	21,94%	6.458	30,38%	27	15,79%	34	15,04%	94	9,21%
PSC	14	9,03%	3.266	15,37%	8	4,68%	13	5,75%	49	4,80%
CUP	10	6,45%	696	3,27%	15	8,77%	14	6,19%	95	9,30%
CatComú-Podem	7	4,52%	1.743	8,20%	8	4,68%	4	1,77%	33	3,23%
PP	4	2,58%	845	3,98%	3	1,75%	9	3,98%	12	1,18%
PACMA	1	0,65%	198	0,93%	0	0%	2	0,88%	2	0,20%
RECORTES CERO-GRUPO VERDE	0	0%	57	0,27%	0	0%	0	0%	0	0%
PU M+J	0	0%	20	0,09%	0	0%	0	0%	0	0%
DIÀLEG (C. RETIRADA)	0	0%	0	0%	0	0%	0	0%	0	0%
	Borrassà		Breda		Brunyola		Cabanelles		Cabanes	
Escurtat	100%		100%		100%		100%		100%	
Total votants	477	88,83%	2.486	87,57%	251	88,07%	152	81,72%	519	82,64%
Abstenció	60	11,17%	353	12,43%	34	11,93%	34	18,28%	109	17,36%
Vots nuls	1	0,21%	12	0,48%	0	0%	0	0%	4	0,77%
Vots en blanc	0	0%	5	0,20%	1	0,40%	0	0%	1	0,19%
Vots a candidatures	476	99,79%	2.469	99,32%	250	99,60%	152	100%	514	99,04%
Candidatures										
JUNTSxCAT	258	54,20%	939	37,95%	149	59,36%	70	46,05%	187	36,31%
ERC-CatSí	98	20,59%	831	33,59%	53	21,12%	33	21,71%	98	19,03%
C's	65	13,66%	238	9,62%	15	5,98%	11	7,24%	122	23,69%
PSC	17	3,57%	167	6,75%	7	2,79%	2	1,32%	36	6,99%
CUP	19	3,99%	151	6,10%	13	5,18%	26	17,11%	30	5,83%
CatComú-Podem	10	2,10%	66	2,67%	9	3,59%	3	1,97%	13	2,52%
PP	7	1,47%	61	2,47%	3	1,20%	5	3,29%	24	4,66%
PACMA	2	0,42%	11	0,44%	1	0,40%	1	0,66%	3	0,58%
RECORTES CERO-GRUPO VERDE	0	0%	3	0,12%	0	0%	0	0%	1	0,19%
PU M+J	0	0%	2	0,08%	0	0%	1	0,66%	0	0%
DIÀLEG (C. RETIRADA)	0	0%	0	0%	0	0%	0	0%	0	0%

Municipis de Girona

	Cadaqués		Caldes de Malavella		Calonge		Camós		Campdevàrol	
Escurtat	100%		100%		100%		100%		100%	
Total votants	1.307	74,47%	4.440	82,09%	5.658	79,99%	506	90,84%	2.244	85,16%
Abstenció	448	25,53%	969	17,91%	1.415	20,01%	51	9,16%	391	14,84%
Vots nuls	4	0,31%	18	0,41%	38	0,67%	1	0,20%	17	0,76%
Vots en blanc	7	0,54%	18	0,41%	22	0,39%	3	0,59%	17	0,76%
Vots a candidatures	1.296	99,16%	4.404	99,19%	5.598	98,94%	502	99,21%	2.210	98,48%
Candidatures										
JUNTSxCAT	498	38,22%	1.489	33,67%	1.875	33,36%	273	54,06%	886	39,78%
ERC-CatSí	366	28,09%	923	20,87%	1.315	23,40%	116	22,97%	619	27,80%
C's	168	12,89%	978	22,12%	1.185	21,09%	39	7,72%	305	13,70%
PSC	111	8,52%	405	9,16%	559	9,95%	17	3,37%	131	5,88%
CUP	61	4,68%	208	4,70%	228	4,06%	38	7,52%	110	4,94%
CatComú-Podem	69	5,30%	243	5,50%	238	4,23%	12	2,38%	90	4,04%
PP	13	1,00%	121	2,74%	150	2,67%	7	1,39%	60	2,69%
PACMA	9	0,69%	34	0,77%	36	0,64%	0	0%	7	0,31%
RECORTES CERO-GRUPO VERDE	1	0,08%	2	0,05%	7	0,12%	0	0%	2	0,09%
PU M+J	0	0%	1	0,02%	5	0,09%	0	0%	0	0%
DIÀLEG (C. RETIRADA)	0	0%	0	0%	0	0%	0	0%	0	0%
	Campelles		Campllong		Camprodon		Canet d'Adri		Cantallops	
Escurtat	100%		100%		100%		100%		100%	
Total votants	93	91,18%	332	89,97%	1.467	85,19%	501	90,76%	186	82,30%
Abstenció	9	8,82%	37	10,03%	255	14,81%	51	9,24%	40	17,70%
Vots nuls	0	0%	2	0,60%	2	0,14%	2	0,40%	0	0%
Vots en blanc	0	0%	1	0,30%	5	0,34%	5	1,00%	2	1,08%
Vots a candidatures	93	100%	329	99,10%	1.460	99,52%	494	98,60%	184	98,92%
Candidatures										
JUNTSxCAT	61	65,59%	189	57,27%	769	52,49%	275	55,11%	56	30,11%
ERC-CatSí	12	12,90%	64	19,39%	294	20,07%	92	18,44%	73	39,25%
C's	4	4,30%	25	7,58%	141	9,62%	30	6,01%	15	8,06%
PSC	0	0%	9	2,73%	109	7,44%	16	3,21%	13	6,99%
CUP	6	6,45%	13	3,94%	81	5,53%	57	11,42%	12	6,45%
CatComú-Podem	4	4,30%	15	4,55%	39	2,66%	15	3,01%	10	5,38%
PP	6	6,45%	10	3,03%	23	1,57%	8	1,60%	4	2,15%
PACMA	0	0%	3	0,91%	2	0,14%	0	0%	1	0,54%
RECORTES CERO-GRUPO VERDE	0	0%	1	0,30%	2	0,14%	1	0,20%	0	0%
PU M+J	0	0%	0	0%	0	0%	0	0%	0	0%
DIÀLEG (C. RETIRADA)	0	0%	0	0%	0	0%	0	0%	0	0%
	Capmany		Cassà de la Selva		Castellfollit de la Roca		Castelló d'Empúries		Castell Platja d'Aro	
Escurtat	100%		100%		100%		100%		100%	
Total votants	343	82,25%	5.895	85,65%	618	86,19%	3.672	75,00%	4.825	77,05%
Abstenció	74	17,75%	988	14,35%	99	13,81%	1.224	25,00%	1.437	22,95%
Vots nuls	1	0,29%	17	0,29%	3	0,49%	16	0,44%	28	0,58%
Vots en blanc	0	0%	22	0,37%	8	1,29%	12	0,33%	17	0,35%
Vots a candidatures	342	99,71%	5.856	99,34%	607	98,22%	3.644	99,24%	4.780	99,07%
Candidatures										
JUNTSxCAT	157	45,91%	2.715	46,19%	255	41,46%	1.040	28,45%	1.554	32,40%
ERC-CatSí	87	25,44%	1.343	22,85%	187	30,41%	731	19,99%	798	16,64%
C's	49	14,33%	780	13,27%	61	9,92%	1.069	29,24%	1.336	27,85%
PSC	16	4,68%	382	6,50%	31	5,04%	314	8,59%	563	11,74%
CUP	13	3,80%	298	5,07%	36	5,85%	142	3,88%	115	2,40%
CatComú-Podem	13	3,80%	188	3,20%	16	2,60%	138	3,77%	185	3,86%
PP	6	1,75%	108	1,84%	14	2,28%	173	4,73%	175	3,65%
PACMA	1	0,29%	34	0,58%	6	0,98%	31	0,85%	42	0,88%
RECORTES CERO-GRUPO VERDE	0	0%	6	0,10%	1	0,16%	4	0,11%	8	0,17%
PU M+J	0	0%	2	0,03%	0	0%	2	0,05%	4	0,08%
DIÀLEG (C. RETIRADA)	0	0%	0	0%	0	0%	0	0%	0	0%

Municipis de Girona

	Cellera de Ter, la	Celrà	Cervià de Ter	Cistella	Colera
--	--------------------	-------	---------------	----------	--------

Escrutat	100%	100%	100%	100%	100%
Total votants	1.335 89,60%	2.758 88,31%	609 91,58%	195 89,45%	290 81,01%
Abstenció	155 10,40%	365 11,69%	56 8,42%	23 10,55%	68 18,99%
Vots nuls	2 0,15%	9 0,33%	0 0%	0 0%	0 0%
Vots en blanc	3 0,22%	10 0,36%	1 0,16%	1 0,51%	0 0%
Vots a candidatures	1.330 99,63%	2.739 99,31%	608 99,84%	194 99,49%	290 100%

Candidatures

JUNTSxCAT	789 59,19%	971 35,32%	262 43,02%	101 51,79%	106 36,55%
ERC-CatSí	288 21,61%	640 23,28%	192 31,53%	42 21,54%	81 27,93%
C's	63 4,73%	389 14,15%	48 7,88%	14 7,18%	55 18,97%
PSC	58 4,35%	207 7,53%	19 3,12%	10 5,13%	16 5,52%
CUP	84 6,30%	378 13,75%	53 8,70%	18 9,23%	15 5,17%
CatComú-Podem	24 1,80%	99 3,60%	18 2,96%	2 1,03%	12 4,14%
PP	18 1,35%	37 1,35%	14 2,30%	6 3,08%	3 1,03%
PACMA	6 0,45%	17 0,62%	2 0,33%	0 0%	2 0,69%
RECORTES CERO-GRUPO VERDE	0 0%	0 0%	0 0%	0 0%	0 0%
PU M+J	0 0%	1 0,04%	0 0%	1 0,51%	0 0%
DIÀLEG (C. RETIRADA)	0 0%	0 0%	0 0%	0 0%	0 0%

	Colomers	Corçà	Cornellà del Terri	Crespià	Cruïlles, Monells i Sant Sadurn de l'Heura
--	----------	-------	--------------------	---------	--

Escrutat	100%	100%	100%	100%	100%
Total votants	135 93,75%	850 89,38%	1.528 87,77%	142 82,56%	838 85,69%
Abstenció	9 6,25%	101 10,62%	213 12,23%	30 17,44%	140 14,31%
Vots nuls	0 0%	4 0,47%	2 0,13%	0 0%	1 0,12%
Vots en blanc	0 0%	1 0,12%	15 0,98%	0 0%	5 0,60%
Vots a candidatures	135 100%	845 99,41%	1.511 98,89%	142 100%	832 99,28%

Candidatures

JUNTSxCAT	73 54,07%	425 50,24%	863 56,55%	70 49,30%	346 41,34%
ERC-CatSí	30 22,22%	206 24,35%	312 20,45%	31 21,83%	214 25,57%
C's	0 0%	64 7,57%	113 7,40%	7 4,93%	91 10,87%
PSC	5 3,70%	47 5,56%	61 4,00%	2 1,41%	49 5,85%
CUP	19 14,07%	62 7,33%	98 6,42%	20 14,08%	85 10,16%
CatComú-Podem	6 4,44%	23 2,72%	30 1,97%	7 4,93%	25 2,99%
PP	2 1,48%	13 1,54%	30 1,97%	5 3,52%	19 2,27%
PACMA	0 0%	3 0,35%	4 0,26%	0 0%	2 0,24%
RECORTES CERO-GRUPO VERDE	0 0%	1 0,12%	0 0%	0 0%	0 0%
PU M+J	0 0%	1 0,12%	0 0%	0 0%	1 0,12%
DIÀLEG (C. RETIRADA)	0 0%	0 0%	0 0%	0 0%	0 0%

	Darnius	Das	Escala, l'	Espinelves	Espolla
--	---------	-----	------------	------------	---------

Escrutat	100%	100%	100%	100%	100%
Total votants	353 83,65%	141 87,04%	4.702 78,45%	153 92,17%	298 91,13%
Abstenció	69 16,35%	21 12,96%	1.292 21,55%	13 7,83%	29 8,87%
Vots nuls	2 0,57%	0 0%	27 0,57%	3 1,96%	4 1,34%
Vots en blanc	1 0,28%	0 0%	35 0,74%	0 0%	1 0,34%
Vots a candidatures	350 99,15%	141 100%	4.640 98,68%	150 98,04%	293 98,32%

Candidatures

JUNTSxCAT	111 31,62%	65 46,10%	1.595 34,12%	75 50,00%	104 35,37%
ERC-CatSí	105 29,91%	40 28,37%	954 20,41%	44 29,33%	68 23,13%
C's	57 16,24%	17 12,06%	987 21,11%	5 3,33%	46 15,65%
PSC	22 6,27%	2 1,42%	420 8,98%	3 2,00%	31 10,54%
CUP	24 6,84%	8 5,67%	265 5,67%	20 13,33%	27 9,18%
CatComú-Podem	10 2,85%	2 1,42%	269 5,75%	1 0,67%	6 2,04%
PP	20 5,70%	6 4,26%	114 2,44%	2 1,33%	10 3,40%
PACMA	1 0,28%	0 0%	26 0,56%	0 0%	1 0,34%
RECORTES CERO-GRUPO VERDE	0 0%	1 0,71%	9 0,19%	0 0%	0 0%
PU M+J	0 0%	0 0%	1 0,02%	0 0%	0 0%
DIÀLEG (C. RETIRADA)	0 0%	0 0%	0 0%	0 0%	0 0%

Municipis de Girona

	Espanellà		Far d'Empordà, el		Figueres		Flaçà		Foixà	
Escurtat	100%		100%		100%		100%		100%	
Total votants	275	86,75%	349	81,54%	20.172	74,36%	599	86,06%	231	89,88%
Abstenció	42	13,25%	79	18,46%	6.957	25,64%	97	13,94%	26	10,12%
Vots nuls	0	0%	2	0,57%	113	0,56%	2	0,33%	1	0,43%
Vots en blanc	0	0%	1	0,29%	118	0,58%	1	0,17%	1	0,43%
Vots a candidatures	275	100%	346	99,14%	19.941	98,85%	596	99,50%	229	99,13%
Candidatures										
JUNTSxCAT	155	56,36%	129	37,18%	5.196	25,90%	296	49,58%	126	54,78%
ERC-CatSí	58	21,09%	98	28,24%	4.067	20,28%	152	25,46%	48	20,87%
C's	13	4,73%	54	15,56%	5.848	29,15%	52	8,71%	14	6,09%
PSC	7	2,55%	21	6,05%	2.005	10,00%	31	5,19%	10	4,35%
CUP	27	9,82%	10	2,88%	816	4,07%	48	8,04%	16	6,96%
CatComú-Podem	11	4,00%	17	4,90%	778	3,88%	10	1,68%	11	4,78%
PP	2	0,73%	17	4,90%	1.023	5,10%	6	1,01%	2	0,87%
PACMA	2	0,73%	0	0%	163	0,81%	1	0,17%	2	0,87%
RECORTES CERO-GRUPO VERDE	0	0%	0	0%	30	0,15%	0	0%	0	0%
PU M+J	0	0%	0	0%	15	0,07%	0	0%	0	0%
DIÀLEG (C. RETIRADA)	0	0%	0	0%	0	0%	0	0%	0	0%
	Fontanals de Cerdanya		Fontanilles		Fontcoberta		Forallac		Fornells de la Selva	
Escurtat	100%		100%		100%		100%		100%	
Total votants	323	86,60%	101	90,99%	1.033	91,09%	1.159	86,88%	1.765	91,83%
Abstenció	50	13,40%	10	9,01%	101	8,91%	175	13,12%	157	8,17%
Vots nuls	2	0,62%	0	0%	4	0,39%	0	0%	1	0,06%
Vots en blanc	0	0%	0	0%	3	0,29%	7	0,60%	14	0,79%
Vots a candidatures	321	99,38%	101	100%	1.026	99,32%	1.152	99,40%	1.750	99,15%
Candidatures										
JUNTSxCAT	142	44,24%	59	58,42%	546	53,06%	526	45,38%	902	51,13%
ERC-CatSí	76	23,68%	24	23,76%	281	27,31%	263	22,69%	371	21,03%
C's	46	14,33%	6	5,94%	76	7,39%	155	13,37%	211	11,96%
PSC	17	5,30%	5	4,95%	27	2,62%	65	5,61%	95	5,39%
CUP	24	7,48%	4	3,96%	68	6,61%	92	7,94%	96	5,44%
CatComú-Podem	4	1,25%	2	1,98%	13	1,26%	33	2,85%	31	1,76%
PP	10	3,12%	0	0%	10	0,97%	14	1,21%	29	1,64%
PACMA	1	0,31%	1	0,99%	5	0,49%	2	0,17%	12	0,68%
RECORTES CERO-GRUPO VERDE	0	0%	0	0%	0	0%	1	0,09%	1	0,06%
PU M+J	1	0,31%	0	0%	0	0%	1	0,09%	2	0,11%
DIÀLEG (C. RETIRADA)	0	0%	0	0%	0	0%	0	0%	0	0%
	Fortià		Garrigàs		Garrigoles		Garriguella		Ger	
Escurtat	100%		100%		100%		100%		100%	
Total votants	446	84,63%	286	87,46%	114	88,37%	474	86,34%	280	86,42%
Abstenció	81	15,37%	41	12,54%	15	11,63%	75	13,66%	44	13,58%
Vots nuls	1	0,22%	2	0,70%	0	0%	0	0%	0	0%
Vots en blanc	5	1,12%	0	0%	0	0%	0	0%	1	0,36%
Vots a candidatures	440	98,65%	284	99,30%	114	100%	474	100%	279	99,64%
Candidatures										
JUNTSxCAT	138	31,01%	115	40,49%	43	37,72%	184	38,82%	128	45,71%
ERC-CatSí	124	27,87%	86	30,28%	28	24,56%	110	23,21%	76	27,14%
C's	81	18,20%	27	9,51%	11	9,65%	83	17,51%	27	9,64%
PSC	38	8,54%	9	3,17%	2	1,75%	39	8,23%	18	6,43%
CUP	28	6,29%	33	11,62%	25	21,93%	21	4,43%	16	5,71%
CatComú-Podem	15	3,37%	7	2,46%	3	2,63%	19	4,01%	4	1,43%
PP	13	2,92%	5	1,76%	2	1,75%	12	2,53%	8	2,86%
PACMA	1	0,22%	1	0,35%	0	0%	5	1,05%	1	0,36%
RECORTES CERO-GRUPO VERDE	2	0,45%	1	0,35%	0	0%	1	0,21%	1	0,36%
PU M+J	0	0%	0	0%	0	0%	0	0%	0	0%
DIÀLEG (C. RETIRADA)	0	0%	0	0%	0	0%	0	0%	0	0%

Municipis de Girona

	Girona		Gombren		Gualta		Guils de Cerdanya		Hostalric	
Escurtat	100%		100%		100%		100%		100%	
Total votants	53.626	82,61%	126	90,65%	215	86,35%	342	81,62%	2.448	82,76%
Abstenció	11.286	17,39%	13	9,35%	34	13,65%	77	18,38%	510	17,24%
Vots nuls	264	0,49%	0	0%	0	0%	3	0,88%	12	0,49%
Vots en blanc	234	0,44%	0	0%	0	0%	1	0,29%	9	0,37%
Vots a candidatures	53.128	99,07%	126	100%	215	100%	338	98,83%	2.427	99,14%
Candidatures										
JUNTSxCAT	19.663	36,85%	53	42,06%	113	52,56%	157	46,31%	766	31,44%
ERC-CatSí	9.950	18,65%	30	23,81%	37	17,21%	82	24,19%	614	25,21%
C's	10.522	19,72%	17	13,49%	30	13,95%	53	15,63%	456	18,72%
PSC	5.109	9,57%	5	3,97%	5	2,33%	10	2,95%	243	9,98%
CUP	3.556	6,66%	12	9,52%	19	8,84%	14	4,13%	116	4,76%
CatComú-Podem	2.256	4,23%	1	0,79%	7	3,26%	9	2,65%	152	6,24%
PP	1.607	3,01%	8	6,35%	4	1,86%	11	3,24%	61	2,50%
PACMA	355	0,67%	0	0%	0	0%	1	0,29%	17	0,70%
RECORTES CERO-GRUPO VERDE	79	0,15%	0	0%	0	0%	1	0,29%	2	0,08%
PU M+J	31	0,06%	0	0%	0	0%	0	0%	0	0%
DIÀLEG (C. RETIRADA)	0	0%	0	0%	0	0%	0	0%	0	0%

	I sòvol		Jafre		Jonquera, la		Juià		Lladó	
Escurtat	100%		100%		100%		100%		100%	
Total votants	198	88,39%	262	89,12%	1.330	77,19%	192	85,33%	493	88,99%
Abstenció	26	11,61%	32	10,88%	393	22,81%	33	14,67%	61	11,01%
Vots nuls	1	0,51%	0	0%	12	0,90%	0	0%	0	0%
Vots en blanc	0	0%	0	0%	7	0,53%	0	0%	2	0,41%
Vots a candidatures	197	99,49%	262	100%	1.311	98,57%	192	100%	491	99,59%
Candidatures										
JUNTSxCAT	87	44,16%	119	45,42%	288	21,85%	99	51,56%	188	38,13%
ERC-CatSí	57	28,93%	78	29,77%	269	20,41%	42	21,88%	188	38,13%
C's	16	8,12%	16	6,11%	452	34,29%	13	6,77%	34	6,90%
PSC	13	6,60%	8	3,05%	129	9,79%	4	2,08%	17	3,45%
CUP	14	7,11%	34	12,98%	39	2,96%	22	11,46%	31	6,29%
CatComú-Podem	9	4,57%	2	0,76%	56	4,25%	3	1,56%	20	4,06%
PP	1	0,51%	3	1,15%	65	4,93%	4	2,08%	10	2,03%
PACMA	0	0%	2	0,76%	8	0,61%	3	1,56%	1	0,20%
RECORTES CERO-GRUPO VERDE	0	0%	0	0%	3	0,23%	2	1,04%	2	0,41%
PU M+J	0	0%	0	0%	2	0,15%	0	0%	0	0%
DIÀLEG (C. RETIRADA)	0	0%	0	0%	0	0%	0	0%	0	0%

	Llagostera		Llambilles		Llanars		Llançà		Llers	
Escurtat	100%		100%		100%		100%		100%	
Total votants	4.551	81,15%	483	89,44%	338	84,50%	2.849	81,94%	751	81,81%
Abstenció	1.057	18,85%	57	10,56%	62	15,50%	628	18,06%	167	18,19%
Vots nuls	13	0,29%	3	0,62%	1	0,30%	15	0,53%	3	0,40%
Vots en blanc	19	0,42%	2	0,41%	3	0,89%	15	0,53%	2	0,27%
Vots a candidatures	4.519	99,30%	478	98,96%	334	98,82%	2.819	98,95%	746	99,33%
Candidatures										
JUNTSxCAT	1.861	41,01%	284	59,17%	205	60,83%	841	29,68%	322	43,05%
ERC-CatSí	1.035	22,81%	82	17,08%	71	21,07%	782	27,59%	196	26,20%
C's	733	16,15%	54	11,25%	26	7,72%	554	19,55%	113	15,11%
PSC	365	8,04%	24	5,00%	8	2,37%	311	10,97%	23	3,07%
CUP	258	5,69%	11	2,29%	15	4,45%	112	3,95%	36	4,81%
CatComú-Podem	133	2,93%	14	2,92%	5	1,48%	103	3,63%	32	4,28%
PP	106	2,34%	8	1,67%	4	1,19%	80	2,82%	20	2,67%
PACMA	21	0,46%	0	0%	0	0%	29	1,02%	3	0,40%
RECORTES CERO-GRUPO VERDE	4	0,09%	1	0,21%	0	0%	4	0,14%	1	0,13%
PU M+J	3	0,07%	0	0%	0	0%	3	0,11%	0	0%
DIÀLEG (C. RETIRADA)	0	0%	0	0%	0	0%	0	0%	0	0%

Municipis de Girona

	Llívia		Lloret de Mar		Llosses, les		Maçanet de Cabrenys		Maçanet de la Selva	
Escrutat	100%		100%		100%		100%		100%	
Total votants	858	81,02%	14.789	74,89%	132	80,49%	455	82,58%	3.878	77,67%
Abstenció	201	18,98%	4.958	25,11%	32	19,51%	96	17,42%	1.115	22,33%
Vots nuls	5	0,58%	81	0,55%	0	0%	1	0,22%	19	0,49%
Vots en blanc	3	0,35%	46	0,31%	0	0%	5	1,10%	19	0,49%
Vots a candidatures	850	99,07%	14.662	99,14%	132	100%	449	98,68%	3.840	99,02%
Candidatures										
JUNTSxCAT	319	37,40%	2.853	19,40%	66	50,00%	179	39,43%	915	23,71%
ERC-CatSí	247	28,96%	2.365	16,08%	33	25,00%	158	34,80%	765	19,82%
C's	133	15,59%	5.365	36,48%	5	3,79%	44	9,69%	1.072	27,78%
PSC	50	5,86%	1.947	13,24%	4	3,03%	25	5,51%	482	12,49%
CUP	50	5,86%	374	2,54%	16	12,12%	28	6,17%	195	5,05%
CatComú-Podem	19	2,23%	903	6,14%	5	3,79%	4	0,88%	232	6,01%
PP	28	3,28%	661	4,49%	2	1,52%	10	2,20%	119	3,08%
PACMA	2	0,23%	155	1,05%	1	0,76%	0	0%	50	1,30%
RECORTES CERO-GRUPO VERDE	2	0,23%	29	0,20%	0	0%	1	0,22%	6	0,16%
PU M+J	0	0%	10	0,07%	0	0%	0	0%	4	0,10%
DIÀLEG (C. RETIRADA)	0	0%	0	0%	0	0%	0	0%	0	0%
	Madremanya		Maià de Montcal		Masarac		Massanes		Meranges	
Escrutat	100%		100%		100%		100%		100%	
Total votants	191	93,63%	254	86,10%	160	83,33%	432	79,85%	68	86,08%
Abstenció	13	6,37%	41	13,90%	32	16,67%	109	20,15%	11	13,92%
Vots nuls	2	1,05%	0	0%	4	2,50%	4	0,93%	0	0%
Vots en blanc	1	0,52%	4	1,57%	2	1,25%	3	0,69%	1	1,47%
Vots a candidatures	188	98,43%	250	98,43%	154	96,25%	425	98,38%	67	98,53%
Candidatures										
JUNTSxCAT	96	50,79%	103	40,55%	86	55,13%	139	32,48%	29	42,65%
ERC-CatSí	38	20,11%	56	22,05%	33	21,15%	116	27,10%	19	27,94%
C's	6	3,17%	45	17,72%	15	9,62%	73	17,06%	10	14,71%
PSC	6	3,17%	16	6,30%	5	3,21%	38	8,88%	1	1,47%
CUP	31	16,40%	14	5,51%	11	7,05%	23	5,37%	2	2,94%
CatComú-Podem	6	3,17%	12	4,72%	1	0,64%	18	4,21%	0	0%
PP	4	2,12%	4	1,57%	1	0,64%	10	2,34%	6	8,82%
PACMA	1	0,53%	0	0%	0	0%	8	1,87%	0	0%
RECORTES CERO-GRUPO VERDE	0	0%	0	0%	2	1,28%	0	0%	0	0%
PU M+J	0	0%	0	0%	0	0%	0	0%	0	0%
DIÀLEG (C. RETIRADA)	0	0%	0	0%	0	0%	0	0%	0	0%
	Mieres		Mollet de Peralada		Molló		Montagut i Oix		Mont-ras	
Escrutat	100%		100%		100%		100%		100%	
Total votants	204	83,95%	121	88,32%	238	88,15%	616	89,53%	1.112	83,86%
Abstenció	39	16,05%	16	11,68%	32	11,85%	72	10,47%	214	16,14%
Vots nuls	0	0%	0	0%	2	0,84%	0	0%	2	0,18%
Vots en blanc	0	0%	0	0%	1	0,42%	4	0,65%	4	0,36%
Vots a candidatures	204	100%	121	100%	235	98,74%	612	99,35%	1.106	99,46%
Candidatures										
JUNTSxCAT	84	41,18%	49	40,50%	137	58,05%	308	50,00%	364	32,79%
ERC-CatSí	44	21,57%	47	38,84%	60	25,42%	163	26,46%	216	19,46%
C's	17	8,33%	7	5,79%	11	4,66%	28	4,55%	275	24,77%
PSC	4	1,96%	4	3,31%	7	2,97%	19	3,08%	134	12,07%
CUP	41	20,10%	8	6,61%	14	5,93%	62	10,06%	29	2,61%
CatComú-Podem	10	4,90%	4	3,31%	1	0,42%	19	3,08%	44	3,96%
PP	4	1,96%	2	1,65%	4	1,69%	11	1,79%	40	3,60%
PACMA	0	0%	0	0%	1	0,42%	2	0,32%	4	0,36%
RECORTES CERO-GRUPO VERDE	0	0%	0	0%	0	0%	0	0%	0	0%
PU M+J	0	0%	0	0%	0	0%	0	0%	0	0%
DIÀLEG (C. RETIRADA)	0	0%	0	0%	0	0%	0	0%	0	0%

Municipis de Girona

	Navata		Ogassa		Olot		Ordís		Osor	
Escrutat	100%		100%		100%		100%		100%	
Total votants	774	86,48%	172	90,05%	18.672	80,65%	244	87,77%	280	82,11%
Abstenció	121	13,52%	19	9,95%	4.480	19,35%	34	12,23%	61	17,89%
Vots nuls	1	0,13%	0	0%	39	0,21%	0	0%	1	0,36%
Vots en blanc	11	1,42%	0	0%	85	0,46%	2	0,82%	2	0,71%
Vots a candidatures	762	98,45%	172	100%	18.548	99,34%	242	99,18%	277	98,93%
Candidatures										
JUNTSxCAT	369	47,74%	87	50,58%	8.454	45,37%	113	46,31%	131	46,95%
ERC-CatSí	174	22,51%	40	23,26%	4.262	22,87%	67	27,46%	84	30,11%
C's	83	10,74%	21	12,21%	2.344	12,58%	26	10,66%	13	4,66%
PSC	29	3,75%	4	2,33%	1.368	7,34%	8	3,28%	11	3,94%
CUP	70	9,06%	10	5,81%	992	5,32%	18	7,38%	26	9,32%
CatComú-Podem	21	2,72%	6	3,49%	568	3,05%	3	1,23%	7	2,51%
PP	13	1,68%	4	2,33%	459	2,46%	7	2,87%	3	1,08%
PACMA	2	0,26%	0	0%	73	0,39%	0	0%	2	0,72%
RECORTES CERO-GRUPO VERDE	1	0,13%	0	0%	18	0,10%	0	0%	0	0%
PU M+J	0	0%	0	0%	10	0,05%	0	0%	0	0%
DIÀLEG (C. RETIRADA)	0	0%	0	0%	0	0%	0	0%	0	0%
	Palafrugell		Palamós		Palau de Santa Eulàlia		Palau-sator		Palau-saverdera	
Escrutat	100%		100%		100%		100%		100%	
Total votants	11.151	77,24%	10.238	79,22%	68	86,08%	189	88,32%	657	81,82%
Abstenció	3.285	22,76%	2.685	20,78%	11	13,92%	25	11,68%	146	18,18%
Vots nuls	36	0,32%	44	0,43%	1	1,47%	0	0%	10	1,52%
Vots en blanc	45	0,40%	42	0,41%	0	0%	2	1,06%	1	0,15%
Vots a candidatures	11.070	99,27%	10.152	99,16%	67	98,53%	187	98,94%	646	98,33%
Candidatures										
JUNTSxCAT	3.445	30,99%	3.270	32,08%	21	31,34%	108	57,14%	229	35,39%
ERC-CatSí	2.315	20,83%	2.384	23,39%	22	32,84%	35	18,52%	170	26,28%
C's	2.786	25,07%	2.328	22,84%	2	2,99%	12	6,35%	141	21,79%
PSC	1.158	10,42%	1.002	9,83%	8	11,94%	14	7,41%	48	7,42%
CUP	431	3,88%	402	3,94%	7	10,45%	12	6,35%	21	3,25%
CatComú-Podem	500	4,50%	371	3,64%	7	10,45%	1	0,53%	15	2,32%
PP	335	3,01%	299	2,93%	0	0%	5	2,65%	13	2,01%
PACMA	79	0,71%	71	0,70%	0	0%	0	0%	9	1,39%
RECORTES CERO-GRUPO VERDE	10	0,09%	15	0,15%	0	0%	0	0%	0	0%
PU M+J	11	0,10%	10	0,10%	0	0%	0	0%	0	0%
DIÀLEG (C. RETIRADA)	0	0%	0	0%	0	0%	0	0%	0	0%
	Palol de Revardit		Pals		Pardines		Parlavà		Pau	
Escrutat	100%		100%		100%		100%		100%	
Total votants	319	89,86%	1.332	82,37%	116	88,55%	293	94,52%	269	88,20%
Abstenció	36	10,14%	285	17,63%	15	11,45%	17	5,48%	36	11,80%
Vots nuls	3	0,94%	5	0,38%	0	0%	0	0%	1	0,37%
Vots en blanc	0	0%	8	0,60%	1	0,86%	0	0%	2	0,74%
Vots a candidatures	316	99,06%	1.319	99,02%	115	99,14%	293	100%	266	98,88%
Candidatures										
JUNTSxCAT	195	61,71%	595	44,84%	65	56,03%	150	51,19%	115	42,91%
ERC-CatSí	57	18,04%	315	23,74%	31	26,72%	91	31,06%	69	25,75%
C's	20	6,33%	163	12,28%	3	2,59%	16	5,46%	36	13,43%
PSC	10	3,16%	128	9,65%	3	2,59%	3	1,02%	15	5,60%
CUP	20	6,33%	63	4,75%	6	5,17%	25	8,53%	18	6,72%
CatComú-Podem	6	1,90%	32	2,41%	6	5,17%	5	1,71%	7	2,61%
PP	8	2,53%	19	1,43%	1	0,86%	2	0,68%	3	1,12%
PACMA	0	0%	4	0,30%	0	0%	1	0,34%	3	1,12%
RECORTES CERO-GRUPO VERDE	0	0%	0	0%	0	0%	0	0%	0	0%
PU M+J	0	0%	0	0%	0	0%	0	0%	0	0%
DIÀLEG (C. RETIRADA)	0	0%	0	0%	0	0%	0	0%	0	0%

Municipis de Girona

	Pedret i Marzà		Pera, la		Peralada		Planes d'Hostoles, les		Planoles	
Escurtat	100%		100%		100%		100%		100%	
Total votants	125	87,41%	279	86,38%	1.153	85,60%	1.099	86,40%	208	90,43%
Abstenció	18	12,59%	44	13,62%	194	14,40%	173	13,60%	22	9,57%
Vots nuls	0	0%	0	0%	3	0,26%	5	0,45%	3	1,44%
Vots en blanc	1	0,80%	2	0,72%	9	0,78%	4	0,36%	1	0,48%
Vots a candidatures	124	99,20%	277	99,28%	1.141	98,96%	1.090	99,18%	204	98,08%
Candidatures										
JUNTSxCAT	45	36,00%	158	56,63%	522	45,39%	714	65,27%	99	48,29%
ERC-CatSí	32	25,60%	73	26,16%	269	23,39%	182	16,64%	62	30,24%
C's	26	20,80%	15	5,38%	167	14,52%	69	6,31%	8	3,90%
PSC	1	0,80%	8	2,87%	72	6,26%	28	2,56%	5	2,44%
CUP	7	5,60%	14	5,02%	49	4,26%	68	6,22%	16	7,80%
CatComú-Podem	3	2,40%	3	1,08%	36	3,13%	14	1,28%	9	4,39%
PP	10	8,00%	6	2,15%	20	1,74%	11	1,01%	1	0,49%
PACMA	0	0%	0	0%	4	0,35%	3	0,27%	4	1,95%
RECORTES CERO-GRUPO VERDE	0	0%	0	0%	1	0,09%	0	0%	0	0%
PU M+J	0	0%	0	0%	1	0,09%	1	0,09%	0	0%
DIÀLEG (C. RETIRADA)	0	0%	0	0%	0	0%	0	0%	0	0%
	Pont de Molins		Pontós		Porqueres		Port de la Selva, el		Portbou	
Escurtat	100%		100%		100%		100%		100%	
Total votants	337	87,76%	147	82,58%	3.100	89,78%	570	85,59%	700	79,82%
Abstenció	47	12,24%	31	17,42%	353	10,22%	96	14,41%	177	20,18%
Vots nuls	5	1,48%	2	1,36%	7	0,23%	1	0,18%	6	0,86%
Vots en blanc	0	0%	0	0%	18	0,58%	1	0,18%	1	0,14%
Vots a candidatures	332	98,52%	145	98,64%	3.075	99,19%	568	99,65%	693	99,00%
Candidatures										
JUNTSxCAT	107	32,23%	57	39,31%	1.593	51,50%	282	49,56%	149	21,47%
ERC-CatSí	98	29,52%	28	19,31%	792	25,61%	106	18,63%	168	24,21%
C's	68	20,48%	16	11,03%	235	7,60%	73	12,83%	163	23,49%
PSC	21	6,33%	6	4,14%	136	4,40%	38	6,68%	113	16,28%
CUP	12	3,61%	17	11,72%	181	5,85%	32	5,62%	26	3,75%
CatComú-Podem	12	3,61%	14	9,66%	59	1,91%	17	2,99%	36	5,19%
PP	13	3,92%	6	4,14%	67	2,17%	15	2,64%	26	3,75%
PACMA	1	0,30%	1	0,69%	10	0,32%	2	0,35%	11	1,59%
RECORTES CERO-GRUPO VERDE	0	0%	0	0%	0	0%	1	0,18%	0	0%
PU M+J	0	0%	0	0%	2	0,06%	2	0,35%	1	0,14%
DIÀLEG (C. RETIRADA)	0	0%	0	0%	0	0%	0	0%	0	0%
	Preses, les		Puigcerdà		Quart		Queralbs		Rabós	
Escurtat	100%		100%		100%		100%		100%	
Total votants	1.200	88,24%	4.531	76,16%	2.334	90,01%	138	84,66%	123	86,01%
Abstenció	160	11,76%	1.418	23,84%	259	9,99%	25	15,34%	20	13,99%
Vots nuls	6	0,50%	22	0,49%	7	0,30%	1	0,72%	0	0%
Vots en blanc	7	0,58%	20	0,44%	14	0,60%	0	0%	0	0%
Vots a candidatures	1.187	98,92%	4.489	99,07%	2.313	99,10%	137	99,28%	123	100%
Candidatures										
JUNTSxCAT	643	53,85%	1.326	29,41%	928	39,88%	72	52,55%	51	41,46%
ERC-CatSí	267	22,36%	974	21,60%	487	20,93%	35	25,55%	39	31,71%
C's	100	8,38%	1.238	27,46%	415	17,83%	9	6,57%	11	8,94%
PSC	62	5,19%	365	8,09%	187	8,04%	5	3,65%	5	4,07%
CUP	64	5,36%	181	4,01%	107	4,60%	10	7,30%	9	7,32%
CatComú-Podem	39	3,27%	152	3,37%	108	4,64%	2	1,46%	8	6,50%
PP	10	0,84%	203	4,50%	58	2,49%	3	2,19%	0	0%
PACMA	2	0,17%	34	0,75%	20	0,86%	1	0,73%	0	0%
RECORTES CERO-GRUPO VERDE	0	0%	13	0,29%	2	0,09%	0	0%	0	0%
PU M+J	0	0%	3	0,07%	1	0,04%	0	0%	0	0%
DIÀLEG (C. RETIRADA)	0	0%	0	0%	0	0%	0	0%	0	0%

Municipis de Girona

	Regencós		Ribes de Freser		Riells i Viabrea		Ripoll		Riudarenes	
Escrutat	100%		100%		100%		100%		100%	
Total votants	173	83,98%	1.235	84,42%	2.427	80,42%	6.677	83,56%	1.270	82,95%
Abstenció	33	16,02%	228	15,58%	591	19,58%	1.314	16,44%	261	17,05%
Vots nuls	0	0%	4	0,32%	28	1,15%	29	0,43%	13	1,02%
Vots en blanc	0	0%	3	0,24%	8	0,33%	35	0,52%	9	0,71%
Vots a candidatures	173	100%	1.228	99,43%	2.391	98,52%	6.613	99,04%	1.248	98,27%
Candidatures										
JUNTSxCAT	81	46,82%	547	44,44%	675	28,14%	2.759	41,50%	488	38,82%
ERC-CatSí	39	22,54%	329	26,73%	634	26,43%	1.528	22,98%	219	17,42%
C's	24	13,87%	154	12,51%	465	19,38%	1.012	15,22%	285	22,67%
PSC	6	3,47%	59	4,79%	253	10,55%	629	9,46%	109	8,67%
CUP	12	6,94%	78	6,34%	99	4,13%	252	3,79%	59	4,69%
CatComú-Podem	9	5,20%	36	2,92%	151	6,29%	228	3,43%	45	3,58%
PP	2	1,16%	23	1,87%	71	2,96%	162	2,44%	24	1,91%
PACMA	0	0%	2	0,16%	37	1,54%	34	0,51%	12	0,95%
RECORTES CERO-GRUPO VERDE	0	0%	0	0%	5	0,21%	6	0,09%	6	0,48%
PU M+J	0	0%	0	0%	1	0,04%	3	0,05%	1	0,08%
DIÀLEG (C. RETIRADA)	0	0%	0	0%	0	0%	0	0%	0	0%
	Riudaura		Riudellots de la Selva		Riumors		Roses		Rupià	
Escrutat	100%		100%		100%		100%		100%	
Total votants	333	91,48%	1.281	89,83%	157	85,79%	8.214	75,30%	179	93,23%
Abstenció	31	8,52%	145	10,17%	26	14,21%	2.694	24,70%	13	6,77%
Vots nuls	1	0,30%	0	0%	0	0%	33	0,40%	0	0%
Vots en blanc	0	0%	3	0,23%	0	0%	41	0,50%	2	1,12%
Vots a candidatures	332	99,70%	1.278	99,77%	157	100%	8.140	99,10%	177	98,88%
Candidatures										
JUNTSxCAT	174	52,41%	685	53,47%	59	37,58%	1.812	22,15%	71	39,66%
ERC-CatSí	90	27,11%	240	18,74%	54	34,39%	1.510	18,46%	44	24,58%
C's	7	2,11%	164	12,80%	18	11,46%	2.965	36,24%	11	6,15%
PSC	9	2,71%	67	5,23%	7	4,46%	876	10,71%	7	3,91%
CUP	36	10,84%	66	5,15%	11	7,01%	176	2,15%	34	18,99%
CatComú-Podem	11	3,31%	33	2,58%	1	0,64%	350	4,28%	8	4,47%
PP	2	0,60%	16	1,25%	7	4,46%	373	4,56%	1	0,56%
PACMA	2	0,60%	6	0,47%	0	0%	61	0,75%	0	0%
RECORTES CERO-GRUPO VERDE	0	0%	1	0,08%	0	0%	8	0,10%	0	0%
PU M+J	1	0,30%	0	0%	0	0%	9	0,11%	1	0,56%
DIÀLEG (C. RETIRADA)	0	0%	0	0%	0	0%	0	0%	0	0%
	Sales de Llierca		Salt		Sant Andreu Salou		Sant Aniol de Finestres		Sant Climent Sescebes	
Escrutat	100%		100%		100%		100%		100%	
Total votants	88	90,72%	10.996	74,34%	116	91,34%	235	89,69%	330	70,82%
Abstenció	9	9,28%	3.796	25,66%	11	8,66%	27	10,31%	136	29,18%
Vots nuls	0	0%	64	0,58%	0	0%	1	0,43%	4	1,21%
Vots en blanc	0	0%	51	0,46%	0	0%	0	0%	1	0,30%
Vots a candidatures	88	100%	10.881	98,95%	116	100%	234	99,57%	325	98,48%
Candidatures										
JUNTSxCAT	17	19,32%	3.180	29,09%	65	56,03%	126	53,85%	90	27,61%
ERC-CatSí	26	29,55%	2.028	18,55%	18	15,52%	46	19,66%	84	25,77%
C's	0	0%	2.895	26,48%	10	8,62%	19	8,12%	102	31,29%
PSC	15	17,05%	1.222	11,18%	6	5,17%	4	1,71%	12	3,68%
CUP	23	26,14%	628	5,74%	10	8,62%	27	11,54%	12	3,68%
CatComú-Podem	4	4,55%	446	4,08%	6	5,17%	7	2,99%	12	3,68%
PP	2	2,27%	355	3,25%	0	0%	3	1,28%	9	2,76%
PACMA	1	1,14%	94	0,86%	0	0%	2	0,85%	4	1,23%
RECORTES CERO-GRUPO VERDE	0	0%	17	0,16%	0	0%	0	0%	0	0%
PU M+J	0	0%	16	0,15%	1	0,86%	0	0%	0	0%
DIÀLEG (C. RETIRADA)	0	0%	0	0%	0	0%	0	0%	0	0%

Municipis de Girona

	Sant Feliu de Buixalleu		Sant Feliu de Guíxols		Sant Feliu de Pallerols		Sant Ferriol		Sant Gregori	
Escurtat	100%		100%		100%		100%		100%	
Total votants	534	82,66%	11.644	78,91%	910	90,46%	134	84,81%	2.443	89,26%
Abstenció	112	17,34%	3.112	21,09%	96	9,54%	24	15,19%	294	10,74%
Vots nuls	2	0,37%	53	0,46%	1	0,11%	0	0%	4	0,16%
Vots en blanc	1	0,19%	57	0,49%	3	0,33%	0	0%	8	0,33%
Vots a candidatures	531	99,44%	11.534	99,06%	906	99,56%	134	100%	2.431	99,51%
Candidatures										
JUNTSxCAT	264	49,62%	3.349	28,89%	455	50,06%	56	41,79%	1.243	50,96%
ERC-CatSí	120	22,56%	2.495	21,53%	267	29,37%	26	19,40%	569	23,33%
C's	49	9,21%	2.687	23,18%	44	4,84%	11	8,21%	205	8,41%
PSC	22	4,14%	1.500	12,94%	25	2,75%	5	3,73%	99	4,06%
CUP	44	8,27%	382	3,30%	57	6,27%	16	11,94%	208	8,53%
CatComú-Podem	19	3,57%	660	5,69%	31	3,41%	11	8,21%	62	2,54%
PP	12	2,26%	358	3,09%	21	2,31%	9	6,72%	32	1,31%
PACMA	0	0%	84	0,72%	5	0,55%	0	0%	9	0,37%
RECORTES CERO-GRUPO VERDE	1	0,19%	15	0,13%	0	0%	0	0%	3	0,12%
PU M+J	0	0%	4	0,03%	1	0,11%	0	0%	1	0,04%
DIÀLEG (C. RETIRADA)	0	0%	0	0%	0	0%	0	0%	0	0%
	Sant Hilari Sacalm		Sant Jaume de Llierca		Sant Joan de les Abadesses		Sant Joan de Mollet		Sant Joan les Fonts	
Escurtat	100%		100%		100%		100%		100%	
Total votants	3.404	85,98%	546	85,45%	2.291	86,65%	346	90,34%	1.949	85,82%
Abstenció	555	14,02%	93	14,55%	353	13,35%	37	9,66%	322	14,18%
Vots nuls	6	0,18%	0	0%	15	0,65%	0	0%	8	0,41%
Vots en blanc	11	0,32%	4	0,73%	18	0,79%	0	0%	7	0,36%
Vots a candidatures	3.387	99,50%	542	99,27%	2.258	98,56%	346	100%	1.934	99,23%
Candidatures										
JUNTSxCAT	1.644	48,38%	274	50,18%	1.122	49,30%	170	49,13%	1.026	52,86%
ERC-CatSí	842	24,78%	124	22,71%	575	25,26%	91	26,30%	421	21,69%
C's	331	9,74%	39	7,14%	189	8,30%	29	8,38%	185	9,53%
PSC	215	6,33%	27	4,95%	152	6,68%	14	4,05%	105	5,41%
CUP	198	5,83%	44	8,06%	124	5,45%	25	7,23%	94	4,84%
CatComú-Podem	79	2,32%	18	3,30%	43	1,89%	10	2,89%	59	3,04%
PP	58	1,71%	11	2,01%	44	1,93%	4	1,16%	37	1,91%
PACMA	15	0,44%	5	0,92%	7	0,31%	1	0,29%	4	0,21%
RECORTES CERO-GRUPO VERDE	1	0,03%	0	0%	1	0,04%	2	0,58%	2	0,10%
PU M+J	4	0,12%	0	0%	1	0,04%	0	0%	1	0,05%
DIÀLEG (C. RETIRADA)	0	0%	0	0%	0	0%	0	0%	0	0%
	Sant Jordi Desvalls		Sant Julià de Ramis		Sant Julià del Llor i Bonmatí		Sant Llorenç de la Muga		Sant Martí de Llémena	
Escurtat	100%		100%		100%		100%		100%	
Total votants	472	88,39%	2.189	88,55%	763	86,70%	143	86,14%	367	81,74%
Abstenció	62	11,61%	283	11,45%	117	13,30%	23	13,86%	82	18,26%
Vots nuls	1	0,21%	6	0,27%	3	0,39%	0	0%	1	0,27%
Vots en blanc	0	0%	6	0,27%	3	0,39%	0	0%	2	0,54%
Vots a candidatures	471	99,79%	2.177	99,45%	757	99,21%	143	100%	364	99,18%
Candidatures										
JUNTSxCAT	255	54,14%	843	38,62%	391	51,45%	53	37,06%	166	45,36%
ERC-CatSí	127	26,96%	476	21,80%	147	19,34%	45	31,47%	97	26,50%
C's	29	6,16%	445	20,38%	112	14,74%	16	11,19%	31	8,47%
PSC	11	2,34%	173	7,92%	39	5,13%	4	2,80%	8	2,19%
CUP	38	8,07%	112	5,13%	25	3,29%	9	6,29%	38	10,38%
CatComú-Podem	9	1,91%	82	3,76%	25	3,29%	9	6,29%	17	4,64%
PP	1	0,21%	34	1,56%	11	1,45%	4	2,80%	3	0,82%
PACMA	1	0,21%	7	0,32%	3	0,39%	1	0,70%	4	1,09%
RECORTES CERO-GRUPO VERDE	0	0%	3	0,14%	3	0,39%	2	1,40%	0	0%
PU M+J	0	0%	2	0,09%	1	0,13%	0	0%	0	0%
DIÀLEG (C. RETIRADA)	0	0%	0	0%	0	0%	0	0%	0	0%

Municipis de Girona

	Sant Martí Vell		Sant Miquel de Campmajor		Sant Miquel de Fluvià		Sant Mori		Sant Pau de Segúries	
Escurtat	100%		100%		100%		100%		100%	
Total votants	158	89,77%	154	88,51%	423	74,73%	104	85,25%	492	86,62%
Abstenció	18	10,23%	20	11,49%	143	25,27%	18	14,75%	76	13,38%
Vots nuls	0	0%	0	0%	1	0,24%	0	0%	5	1,02%
Vots en blanc	3	1,90%	1	0,65%	2	0,47%	0	0%	4	0,81%
Vots a candidatures	155	98,10%	153	99,35%	420	99,29%	104	100%	483	98,17%
Candidatures										
JUNTSxCAT	54	34,18%	68	44,16%	73	17,30%	41	39,42%	260	53,39%
ERC-CatSí	52	32,91%	45	29,22%	76	18,01%	16	15,38%	118	24,23%
C's	18	11,39%	7	4,55%	124	29,38%	24	23,08%	40	8,21%
PSC	5	3,16%	5	3,25%	61	14,45%	10	9,62%	17	3,49%
CUP	13	8,23%	23	14,94%	24	5,69%	5	4,81%	24	4,93%
CatComú-Podem	9	5,70%	3	1,95%	20	4,74%	6	5,77%	14	2,87%
PP	3	1,90%	1	0,65%	39	9,24%	2	1,92%	9	1,85%
PACMA	1	0,63%	1	0,65%	2	0,47%	0	0%	0	0%
RECORTES CERO-GRUPO VERDE	0	0%	0	0%	1	0,24%	0	0%	1	0,21%
PU M+J	0	0%	0	0%	0	0%	0	0%	0	0%
DIÀLEG (C. RETIRADA)	0	0%	0	0%	0	0%	0	0%	0	0%
	Sant Pere Pescador		Santa Coloma de Farners		Santa Cristina d'Aro		Santa Llogaia d'Alguema		Santa Pau	
Escurtat	100%		100%		100%		100%		100%	
Total votants	844	80,69%	6.940	82,89%	2.796	81,64%	231	85,24%	1.125	88,03%
Abstenció	202	19,31%	1.433	17,11%	629	18,36%	40	14,76%	153	11,97%
Vots nuls	4	0,47%	26	0,37%	9	0,32%	0	0%	6	0,53%
Vots en blanc	8	0,95%	36	0,52%	13	0,46%	1	0,43%	8	0,71%
Vots a candidatures	832	98,58%	6.878	99,11%	2.774	99,21%	230	99,57%	1.111	98,76%
Candidatures										
JUNTSxCAT	371	44,17%	3.116	45,07%	914	32,80%	40	17,32%	598	53,44%
ERC-CatSí	224	26,67%	1.510	21,84%	633	22,71%	41	17,75%	286	25,56%
C's	100	11,90%	1.016	14,69%	659	23,65%	85	36,80%	78	6,97%
PSC	48	5,71%	449	6,49%	232	8,32%	26	11,26%	36	3,22%
CUP	48	5,71%	340	4,92%	89	3,19%	2	0,87%	68	6,08%
CatComú-Podem	20	2,38%	247	3,57%	141	5,06%	15	6,49%	29	2,59%
PP	16	1,90%	143	2,07%	71	2,55%	16	6,93%	16	1,43%
PACMA	4	0,48%	49	0,71%	29	1,04%	4	1,73%	0	0%
RECORTES CERO-GRUPO VERDE	1	0,12%	6	0,09%	5	0,18%	1	0,43%	0	0%
PU M+J	0	0%	2	0,03%	1	0,04%	0	0%	0	0%
DIÀLEG (C. RETIRADA)	0	0%	0	0%	0	0%	0	0%	0	0%
	Sarrià de Ter		Saus, Camallera i Llampaiès		Selva de Mar, la		Serinyà		Serra de Daró	
Escurtat	100%		100%		100%		100%		100%	
Total votants	3.308	87,08%	556	88,68%	142	84,52%	715	87,20%	138	92,62%
Abstenció	491	12,92%	71	11,32%	26	15,48%	105	12,80%	11	7,38%
Vots nuls	13	0,39%	2	0,36%	0	0%	4	0,56%	0	0%
Vots en blanc	13	0,39%	0	0%	3	2,11%	7	0,98%	1	0,72%
Vots a candidatures	3.282	99,21%	554	99,64%	139	97,89%	704	98,46%	137	99,28%
Candidatures										
JUNTSxCAT	922	27,98%	231	41,70%	57	40,14%	364	51,20%	83	60,14%
ERC-CatSí	824	25,01%	140	25,27%	43	30,28%	187	26,30%	30	21,74%
C's	788	23,92%	43	7,76%	9	6,34%	34	4,78%	5	3,62%
PSC	315	9,56%	48	8,66%	2	1,41%	29	4,08%	3	2,17%
CUP	164	4,98%	44	7,94%	19	13,38%	47	6,61%	11	7,97%
CatComú-Podem	177	5,37%	37	6,68%	8	5,63%	26	3,66%	5	3,62%
PP	63	1,91%	10	1,81%	1	0,70%	13	1,83%	0	0%
PACMA	21	0,64%	1	0,18%	0	0%	3	0,42%	0	0%
RECORTES CERO-GRUPO VERDE	8	0,24%	0	0%	0	0%	1	0,14%	0	0%
PU M+J	0	0%	0	0%	0	0%	0	0%	0	0%
DIÀLEG (C. RETIRADA)	0	0%	0	0%	0	0%	0	0%	0	0%

Municipis de Girona

	Setcases		Silis		Siurana		Susqueda		Tallada d'Empordà, la	
Escrutat	100%		100%		100%		100%		100%	
Total votants	117	82,98%	3.437	81,06%	110	85,94%	70	88,61%	300	89,55%
Abstenció	24	17,02%	803	18,94%	18	14,06%	9	11,39%	35	10,45%
Vots nuls	0	0%	19	0,55%	0	0%	0	0%	2	0,67%
Vots en blanc	2	1,71%	16	0,47%	0	0%	0	0%	1	0,33%
Vots a candidatures	115	98,29%	3.402	98,98%	110	100%	70	100%	297	99,00%
Candidatures										
JUNTSxCAT	69	58,97%	1.080	31,60%	54	49,09%	36	51,43%	150	50,34%
ERC-CatSí	19	16,24%	648	18,96%	29	26,36%	19	27,14%	82	27,52%
C's	7	5,98%	923	27,00%	6	5,45%	5	7,14%	11	3,69%
PSC	8	6,84%	313	9,16%	2	1,82%	2	2,86%	22	7,38%
CUP	3	2,56%	150	4,39%	10	9,09%	4	5,71%	16	5,37%
CatComú-Podem	0	0%	145	4,24%	7	6,36%	1	1,43%	11	3,69%
PP	9	7,69%	100	2,93%	2	1,82%	3	4,29%	3	1,01%
PACMA	0	0%	29	0,85%	0	0%	0	0%	2	0,67%
RECORTES CERO-GRUPO VERDE	0	0%	12	0,35%	0	0%	0	0%	0	0%
PU M+J	0	0%	2	0,06%	0	0%	0	0%	0	0%
DIÀLEG (C. RETIRADA)	0	0%	0	0%	0	0%	0	0%	0	0%
	Terrades		Torrent		Torroella de Fluvià		Torroella de Montgrí		Tortellà	
Escrutat	100%		100%		100%		100%		100%	
Total votants	200	84,75%	111	84,09%	351	82,39%	5.670	82,16%	552	89,61%
Abstenció	36	15,25%	21	15,91%	75	17,61%	1.231	17,84%	64	10,39%
Vots nuls	0	0%	0	0%	3	0,85%	28	0,49%	3	0,54%
Vots en blanc	0	0%	0	0%	0	0%	20	0,35%	3	0,54%
Vots a candidatures	200	100%	111	100%	348	99,15%	5.622	99,15%	546	98,91%
Candidatures										
JUNTSxCAT	80	40,00%	49	44,14%	122	35,06%	2.133	37,81%	233	42,44%
ERC-CatSí	52	26,00%	28	25,23%	89	25,57%	1.461	25,90%	145	26,41%
C's	29	14,50%	13	11,71%	69	19,83%	1.065	18,88%	29	5,28%
PSC	9	4,50%	11	9,91%	20	5,75%	343	6,08%	30	5,46%
CUP	11	5,50%	5	4,50%	25	7,18%	311	5,51%	76	13,84%
CatComú-Podem	10	5,00%	4	3,60%	13	3,74%	162	2,87%	18	3,28%
PP	8	4,00%	0	0%	4	1,15%	109	1,93%	11	2,00%
PACMA	1	0,50%	1	0,90%	4	1,15%	28	0,50%	3	0,55%
RECORTES CERO-GRUPO VERDE	0	0%	0	0%	0	0%	8	0,14%	0	0%
PU M+J	0	0%	0	0%	2	0,57%	2	0,04%	1	0,18%
DIÀLEG (C. RETIRADA)	0	0%	0	0%	0	0%	0	0%	0	0%
	Toses		Tossa de Mar		Ullà		Ullastret		Ultramort	
Escrutat	100%		100%		100%		100%		100%	
Total votants	117	86,03%	2.987	78,61%	480	82,33%	183	89,27%	136	85,53%
Abstenció	19	13,97%	813	21,39%	103	17,67%	22	10,73%	23	14,47%
Vots nuls	0	0%	35	1,17%	0	0%	1	0,55%	0	0%
Vots en blanc	0	0%	18	0,60%	5	1,04%	1	0,55%	0	0%
Vots a candidatures	117	100%	2.934	98,23%	475	98,96%	181	98,91%	136	100%
Candidatures										
JUNTSxCAT	64	54,70%	911	30,86%	190	39,58%	114	62,64%	58	42,65%
ERC-CatSí	32	27,35%	709	24,02%	97	20,21%	38	20,88%	36	26,47%
C's	8	6,84%	643	21,78%	87	18,13%	4	2,20%	6	4,41%
PSC	2	1,71%	315	10,67%	35	7,29%	5	2,75%	7	5,15%
CUP	10	8,55%	139	4,71%	31	6,46%	14	7,69%	21	15,44%
CatComú-Podem	0	0%	109	3,69%	16	3,33%	5	2,75%	7	5,15%
PP	0	0%	84	2,85%	17	3,54%	1	0,55%	1	0,74%
PACMA	1	0,85%	22	0,75%	1	0,21%	0	0%	0	0%
RECORTES CERO-GRUPO VERDE	0	0%	2	0,07%	1	0,21%	0	0%	0	0%
PU M+J	0	0%	0	0%	0	0%	0	0%	0	0%
DIÀLEG (C. RETIRADA)	0	0%	0	0%	0	0%	0	0%	0	0%

Municipis de Girona

	Urús		Vajol, la		Vall de Bianya, la		Vall d'en Bas, la		Vallfogona de Ripollès	
Escurtat	100%		100%		100%		100%		100%	
Total votants	116	80,00%	52	81,25%	860	86,78%	2.122	88,71%	158	90,80%
Abstenció	29	20,00%	12	18,75%	131	13,22%	270	11,29%	16	9,20%
Vots nuls	0	0%	0	0%	3	0,35%	6	0,28%	0	0%
Vots en blanc	2	1,72%	0	0%	5	0,58%	6	0,28%	1	0,63%
Vots a candidatures	114	98,28%	52	100%	852	99,07%	2.110	99,43%	157	99,37%
Candidatures										
JUNTSxCAT	46	39,66%	21	40,38%	430	50,18%	1.173	55,43%	69	43,67%
ERC-CatSí	34	29,31%	15	28,85%	210	24,50%	556	26,28%	67	42,41%
C's	9	7,76%	12	23,08%	66	7,70%	92	4,35%	5	3,16%
PSC	5	4,31%	0	0%	38	4,43%	59	2,79%	3	1,90%
CUP	12	10,34%	3	5,77%	69	8,05%	136	6,43%	13	8,23%
CatComú-Podem	3	2,59%	0	0%	27	3,15%	41	1,94%	0	0%
PP	3	2,59%	0	0%	9	1,05%	48	2,27%	0	0%
PACMA	1	0,86%	1	1,92%	1	0,12%	4	0,19%	0	0%
RECORTES CERO-GRUPO VERDE	1	0,86%	0	0%	2	0,23%	0	0%	0	0%
PU M+J	0	0%	0	0%	0	0%	1	0,05%	0	0%
DIÀLEG (C. RETIRADA)	0	0%	0	0%	0	0%	0	0%	0	0%
	Vall-Ilobrega		Ventalló		Verges		Vidrà		Vidreres	
Escurtat	100%		100%		100%		100%		100%	
Total votants	541	89,57%	472	85,51%	746	89,66%	129	88,36%	4.334	78,79%
Abstenció	63	10,43%	80	14,49%	86	10,34%	17	11,64%	1.167	21,21%
Vots nuls	1	0,18%	3	0,64%	2	0,27%	1	0,78%	36	0,83%
Vots en blanc	4	0,74%	0	0%	6	0,80%	1	0,78%	19	0,44%
Vots a candidatures	536	99,08%	469	99,36%	738	98,93%	127	98,45%	4.279	98,73%
Candidatures										
JUNTSxCAT	217	40,19%	210	44,78%	367	49,33%	74	57,81%	1.507	35,06%
ERC-CatSí	125	23,15%	110	23,45%	178	23,92%	30	23,44%	897	20,87%
C's	102	18,89%	66	14,07%	69	9,27%	4	3,13%	1.037	24,13%
PSC	32	5,93%	25	5,33%	14	1,88%	8	6,25%	317	7,38%
CUP	24	4,44%	36	7,68%	89	11,96%	9	7,03%	186	4,33%
CatComú-Podem	23	4,26%	8	1,71%	13	1,75%	1	0,78%	177	4,12%
PP	10	1,85%	13	2,77%	8	1,08%	1	0,78%	110	2,56%
PACMA	3	0,56%	1	0,21%	0	0%	0	0%	34	0,79%
RECORTES CERO-GRUPO VERDE	0	0%	0	0%	0	0%	0	0%	13	0,30%
PU M+J	0	0%	0	0%	0	0%	0	0%	1	0,02%
DIÀLEG (C. RETIRADA)	0	0%	0	0%	0	0%	0	0%	0	0%
	Vilabertran		Vilablareix		Viladamat		Viladasens		Vilademuls	
Escurtat	100%		100%		100%		100%		100%	
Total votants	614	86,97%	1.954	91,39%	328	92,66%	143	88,27%	510	89,32%
Abstenció	92	13,03%	184	8,61%	26	7,34%	19	11,73%	61	10,68%
Vots nuls	5	0,81%	8	0,41%	0	0%	2	1,40%	0	0%
Vots en blanc	2	0,33%	5	0,26%	1	0,30%	0	0%	2	0,39%
Vots a candidatures	607	98,86%	1.941	99,33%	327	99,70%	141	98,60%	508	99,61%
Candidatures										
JUNTSxCAT	249	40,89%	700	35,97%	140	42,68%	67	47,52%	242	47,45%
ERC-CatSí	174	28,57%	607	31,19%	70	21,34%	30	21,28%	117	22,94%
C's	90	14,78%	328	16,86%	20	6,10%	5	3,55%	28	5,49%
PSC	25	4,11%	136	6,99%	9	2,74%	7	4,96%	15	2,94%
CUP	32	5,25%	74	3,80%	71	21,65%	28	19,86%	75	14,71%
CatComú-Podem	18	2,96%	57	2,93%	12	3,66%	0	0%	13	2,55%
PP	17	2,79%	20	1,03%	5	1,52%	3	2,13%	15	2,94%
PACMA	2	0,33%	14	0,72%	0	0%	1	0,71%	2	0,39%
RECORTES CERO-GRUPO VERDE	0	0%	3	0,15%	0	0%	0	0%	1	0,20%
PU M+J	0	0%	2	0,10%	0	0%	0	0%	0	0%
DIÀLEG (C. RETIRADA)	0	0%	0	0%	0	0%	0	0%	0	0%

Municipis de Girona

	Viladrau		Vilafant		Vilajuïga		Vilallonga de Ter		Vilamacolum	
Escrutat	100%		100%		100%		100%		100%	
Total votants	728	90,55%	3.491	83,58%	670	82,72%	259	83,55%	178	85,17%
Abstenció	76	9,45%	686	16,42%	140	17,28%	51	16,45%	31	14,83%
Vots nuls	5	0,69%	7	0,20%	6	0,90%	2	0,77%	0	0%
Vots en blanc	4	0,55%	22	0,63%	3	0,45%	2	0,77%	0	0%
Vots a candidatures	719	98,76%	3.462	99,17%	661	98,66%	255	98,46%	178	100%
Candidatures										
JUNTSxCAT	386	53,39%	915	26,26%	228	34,34%	153	59,53%	71	39,89%
ERC-CatSí	183	25,31%	761	21,84%	133	20,03%	53	20,62%	62	34,83%
C's	52	7,19%	1.034	29,68%	137	20,63%	16	6,23%	25	14,04%
PSC	27	3,73%	325	9,33%	54	8,13%	8	3,11%	5	2,81%
CUP	46	6,36%	125	3,59%	56	8,43%	10	3,89%	10	5,62%
CatComú-Podem	9	1,24%	134	3,85%	40	6,02%	7	2,72%	1	0,56%
PP	13	1,80%	127	3,65%	10	1,51%	8	3,11%	3	1,69%
PACMA	3	0,41%	29	0,83%	1	0,15%	0	0%	1	0,56%
RECORTES CERO-GRUPO VERDE	0	0%	9	0,26%	2	0,30%	0	0%	0	0%
PU M+J	0	0%	3	0,09%	0	0%	0	0%	0	0%
DIÀLEG (C. RETIRADA)	0	0%	0	0%	0	0%	0	0%	0	0%

	Vilamalla		Vilamaniscle		Vilanant		Vila-sacra		Vilaür	
Escrutat	100%		100%		100%		100%		100%	
Total votants	728	82,17%	118	87,41%	245	85,96%	407	86,78%	95	95,00%
Abstenció	158	17,83%	17	12,59%	40	14,04%	62	13,22%	5	5,00%
Vots nuls	5	0,69%	0	0%	0	0%	1	0,25%	2	2,11%
Vots en blanc	2	0,27%	0	0%	1	0,41%	4	0,98%	0	0%
Vots a candidatures	721	99,04%	118	100%	244	99,59%	402	98,77%	93	97,89%
Candidatures										
JUNTSxCAT	198	27,39%	47	39,83%	115	46,94%	136	33,50%	55	59,14%
ERC-CatSí	100	13,83%	41	34,75%	51	20,82%	85	20,94%	18	19,35%
C's	291	40,25%	8	6,78%	27	11,02%	100	24,63%	2	2,15%
PSC	53	7,33%	7	5,93%	14	5,71%	37	9,11%	1	1,08%
CUP	15	2,07%	13	11,02%	18	7,35%	14	3,45%	14	15,05%
CatComú-Podem	25	3,46%	2	1,69%	10	4,08%	12	2,96%	2	2,15%
PP	27	3,73%	0	0%	8	3,27%	15	3,69%	1	1,08%
PACMA	8	1,11%	0	0%	1	0,41%	3	0,74%	0	0%
RECORTES CERO-GRUPO VERDE	4	0,55%	0	0%	0	0%	0	0%	0	0%
PU M+J	0	0%	0	0%	0	0%	0	0%	0	0%
DIÀLEG (C. RETIRADA)	0	0%	0	0%	0	0%	0	0%	0	0%

	Vilobí d'Onyar		Vilopriu	
Escrutat	100%		100%	
Total votants	2.037	89,15%	127	87,59%
Abstenció	248	10,85%	18	12,41%
Vots nuls	9	0,44%	1	0,79%
Vots en blanc	6	0,29%	0	0%
Vots a candidatures	2.022	99,26%	126	99,21%
Candidatures				
JUNTSxCAT	1.028	50,69%	47	37,30%
ERC-CatSí	409	20,17%	36	28,57%
C's	289	14,25%	9	7,14%
PSC	81	3,99%	8	6,35%
CUP	103	5,08%	19	15,08%
CatComú-Podem	64	3,16%	7	5,56%
PP	33	1,63%	0	0%
PACMA	9	0,44%	0	0%
RECORTES CERO-GRUPO VERDE	5	0,25%	0	0%
PU M+J	1	0,05%	0	0%
DIÀLEG (C. RETIRADA)	0	0%	0	0%

Municipis de Lleida

	Residents absents		Abella de la Conca		Àger		Agramunt		Aitona	
Escrutat		100%		100%		100%		100%		100%
Total votants	1.932	12,04%	117	80,69%	370	77,89%	3.084	81,74%	1.215	79,36%
Abstenció	14.120	87,96%	28	19,31%	105	22,11%	689	18,26%	316	20,64%
Vots nuls	7	0,36%	0	0%	1	0,27%	14	0,45%	5	0,41%
Vots en blanc	9	0,47%	3	2,56%	3	0,81%	21	0,68%	9	0,74%
Vots a candidatures	1.916	99,17%	114	97,44%	366	98,92%	3.049	98,87%	1.201	98,85%

Candidatures										
JUNTSxCAT	608	31,58%	50	42,74%	138	37,40%	956	31,14%	508	41,98%
ERC-CatSí	565	29,35%	30	25,64%	123	33,33%	1.148	37,39%	278	22,98%
C's	302	15,69%	9	7,69%	29	7,86%	472	15,37%	158	13,06%
PSC	177	9,19%	13	11,11%	18	4,88%	161	5,24%	68	5,62%
CUP	88	4,57%	8	6,84%	40	10,84%	100	3,26%	28	2,31%
PP	63	3,27%	0	0%	10	2,71%	125	4,07%	131	10,83%
CatComú-Podem	97	5,04%	4	3,42%	7	1,90%	80	2,61%	25	2,07%
PACMA	9	0,47%	0	0%	1	0,27%	3	0,10%	3	0,25%
PU M+J	3	0,16%	0	0%	0	0%	0	0%	1	0,08%
RECORTES CERO-GRUPO VERDE	4	0,21%	0	0%	0	0%	4	0,13%	1	0,08%
DI ÀLEG (C. RETIRADA)	0	0%	0	0%	0	0%	0	0%	0	0%

	Alamús, els		Alàs i Cerc		Albagés, l'		Albatàrrec		Albesa	
Escrutat		100%		100%		100%		100%		100%
Total votants	486	85,41%	225	79,51%	272	82,18%	1.144	81,25%	950	86,52%
Abstenció	83	14,59%	58	20,49%	59	17,82%	264	18,75%	148	13,48%
Vots nuls	5	1,03%	0	0%	2	0,74%	9	0,79%	2	0,21%
Vots en blanc	3	0,62%	1	0,44%	3	1,10%	9	0,79%	7	0,74%
Vots a candidatures	478	98,35%	224	99,56%	267	98,16%	1.126	98,43%	941	99,05%

Candidatures										
JUNTSxCAT	200	41,58%	91	40,44%	85	31,48%	307	27,05%	434	45,78%
ERC-CatSí	138	28,69%	57	25,33%	84	31,11%	347	30,57%	271	28,59%
C's	57	11,85%	23	10,22%	43	15,93%	220	19,38%	89	9,39%
PSC	34	7,07%	19	8,44%	31	11,48%	102	8,99%	31	3,27%
CUP	17	3,53%	21	9,33%	8	2,96%	50	4,41%	33	3,48%
PP	11	2,29%	6	2,67%	10	3,70%	39	3,44%	60	6,33%
CatComú-Podem	20	4,16%	6	2,67%	5	1,85%	45	3,96%	18	1,90%
PACMA	0	0%	1	0,44%	0	0%	12	1,06%	4	0,42%
PU M+J	1	0,21%	0	0%	0	0%	2	0,18%	0	0%
RECORTES CERO-GRUPO VERDE	0	0%	0	0%	1	0,37%	2	0,18%	1	0,11%
DI ÀLEG (C. RETIRADA)	0	0%	0	0%	0	0%	0	0%	0	0%

	Albi, l'		Alcanó		Alcarràs		Alcoletge		Alfarràs	
Escrutat		100%		100%		100%		100%		100%
Total votants	521	84,99%	172	86,00%	4.203	80,07%	1.892	80,17%	1.622	77,24%
Abstenció	92	15,01%	28	14,00%	1.046	19,93%	468	19,83%	478	22,76%
Vots nuls	5	0,96%	0	0%	9	0,21%	8	0,42%	4	0,25%
Vots en blanc	3	0,58%	2	1,16%	24	0,57%	7	0,37%	8	0,49%
Vots a candidatures	513	98,46%	170	98,84%	4.170	99,21%	1.877	99,21%	1.610	99,26%

Candidatures										
JUNTSxCAT	198	38,37%	72	41,86%	1.248	29,76%	459	24,36%	380	23,49%
ERC-CatSí	147	28,49%	66	38,37%	1.398	33,33%	569	30,20%	411	25,40%
C's	64	12,40%	9	5,23%	722	17,22%	408	21,66%	304	18,79%
PSC	30	5,81%	4	2,33%	312	7,44%	176	9,34%	259	16,01%
CUP	23	4,46%	12	6,98%	153	3,65%	76	4,03%	68	4,20%
PP	27	5,23%	1	0,58%	161	3,84%	66	3,50%	93	5,75%
CatComú-Podem	22	4,26%	4	2,33%	131	3,12%	87	4,62%	83	5,13%
PACMA	1	0,19%	2	1,16%	28	0,67%	28	1,49%	7	0,43%
PU M+J	1	0,19%	0	0%	7	0,17%	5	0,27%	3	0,19%
RECORTES CERO-GRUPO VERDE	0	0%	0	0%	10	0,24%	3	0,16%	2	0,12%
DI ÀLEG (C. RETIRADA)	0	0%	0	0%	0	0%	0	0%	0	0%

Municipis de Lleida

	Alfés		Algerri		Alguaire		Alins		Almacelles	
Escrutat	100%		100%		100%		100%		100%	
Total votants	216	87,45%	289	82,81%	1.726	81,92%	190	80,51%	3.459	75,39%
Abstenció	31	12,55%	60	17,19%	381	18,08%	46	19,49%	1.129	24,61%
Vots nuls	0	0%	0	0%	10	0,58%	1	0,53%	16	0,46%
Vots en blanc	2	0,93%	4	1,38%	5	0,29%	1	0,53%	20	0,58%
Vots a candidatures	214	99,07%	285	98,62%	1.711	99,13%	188	98,95%	3.423	98,96%
Candidatures										
JUNTSxCAT	100	46,30%	109	37,72%	614	35,78%	97	51,32%	930	27,01%
ERC-CatSí	86	39,81%	91	31,49%	564	32,87%	63	33,33%	811	23,56%
C's	5	2,31%	34	11,76%	207	12,06%	5	2,65%	745	21,64%
PSC	2	0,93%	8	2,77%	145	8,45%	6	3,17%	353	10,25%
CUP	15	6,94%	10	3,46%	73	4,25%	8	4,23%	149	4,33%
PP	4	1,85%	13	4,50%	51	2,97%	3	1,59%	194	5,63%
CatComú-Podem	1	0,46%	15	5,19%	47	2,74%	5	2,65%	218	6,33%
PACMA	1	0,46%	3	1,04%	8	0,47%	1	0,53%	13	0,38%
PU M+J	0	0%	2	0,69%	0	0%	0	0%	5	0,15%
RECORTES CERO-GRUPO VERDE	0	0%	0	0%	2	0,12%	0	0%	5	0,15%
DIÀLEG (C. RETIRADA)	0	0%	0	0%	0	0%	0	0%	0	0%
	Almatret		Almenar		Alòs de Balaguer		Alpicat		Alt Àneu	
Escrutat	100%		100%		100%		100%		100%	
Total votants	249	88,93%	2.043	79,65%	91	84,26%	3.854	85,25%	284	80,00%
Abstenció	31	11,07%	522	20,35%	17	15,74%	667	14,75%	71	20,00%
Vots nuls	0	0%	5	0,24%	1	1,10%	9	0,23%	0	0%
Vots en blanc	0	0%	11	0,54%	0	0%	19	0,49%	1	0,35%
Vots a candidatures	249	100%	2.027	99,22%	90	98,90%	3.826	99,27%	283	99,65%
Candidatures										
JUNTSxCAT	106	42,57%	660	32,38%	53	58,89%	1.262	32,82%	112	39,44%
ERC-CatSí	76	30,52%	683	33,51%	27	30,00%	977	25,41%	103	36,27%
C's	26	10,44%	263	12,90%	2	2,22%	775	20,16%	6	2,11%
PSC	8	3,21%	183	8,98%	1	1,11%	355	9,23%	17	5,99%
CUP	8	3,21%	100	4,91%	2	2,22%	144	3,75%	30	10,56%
PP	18	7,23%	63	3,09%	2	2,22%	135	3,51%	2	0,70%
CatComú-Podem	6	2,41%	66	3,24%	3	3,33%	138	3,59%	10	3,52%
PACMA	0	0%	3	0,15%	0	0%	23	0,60%	2	0,70%
PU M+J	0	0%	4	0,20%	0	0%	7	0,18%	0	0%
RECORTES CERO-GRUPO VERDE	1	0,40%	2	0,10%	0	0%	10	0,26%	1	0,35%
DIÀLEG (C. RETIRADA)	0	0%	0	0%	0	0%	0	0%	0	0%
	Anglesola		Arbeca		Arres		Arsèguel		Artesa de Lleida	
Escrutat	100%		100%		100%		100%		100%	
Total votants	822	84,05%	1.370	84,26%	38	73,08%	56	83,58%	969	86,29%
Abstenció	156	15,95%	256	15,74%	14	26,92%	11	16,42%	154	13,71%
Vots nuls	2	0,24%	3	0,22%	0	0%	0	0%	9	0,93%
Vots en blanc	5	0,61%	4	0,29%	0	0%	0	0%	4	0,41%
Vots a candidatures	815	99,15%	1.363	99,49%	38	100%	56	100%	956	98,66%
Candidatures										
JUNTSxCAT	361	44,02%	615	44,99%	8	21,05%	17	30,36%	421	43,85%
ERC-CatSí	266	32,44%	416	30,43%	2	5,26%	26	46,43%	263	27,40%
C's	88	10,73%	79	5,78%	22	57,89%	2	3,57%	106	11,04%
PSC	22	2,68%	85	6,22%	3	7,89%	1	1,79%	47	4,90%
CUP	36	4,39%	84	6,14%	0	0%	7	12,50%	64	6,67%
PP	25	3,05%	48	3,51%	3	7,89%	1	1,79%	21	2,19%
CatComú-Podem	17	2,07%	31	2,27%	0	0%	1	1,79%	26	2,71%
PACMA	0	0%	3	0,22%	0	0%	1	1,79%	6	0,63%
PU M+J	0	0%	2	0,15%	0	0%	0	0%	2	0,21%
RECORTES CERO-GRUPO VERDE	0	0%	0	0%	0	0%	0	0%	0	0%
DIÀLEG (C. RETIRADA)	0	0%	0	0%	0	0%	0	0%	0	0%

Municipis de Lleida

	Artesa de Segre		Aspa		Avellanès i Santa Linya, les		Baix Pallars		Balaguer	
Escrutat	100%		100%		100%		100%		100%	
Total votants	1.940	83,33%	157	84,86%	315	84,68%	233	87,27%	8.284	78,24%
Abstenció	388	16,67%	28	15,14%	57	15,32%	34	12,73%	2.304	21,76%
Vots nuls	11	0,57%	2	1,27%	1	0,32%	0	0%	50	0,60%
Vots en blanc	9	0,46%	5	3,18%	3	0,95%	2	0,86%	57	0,69%
Vots a candidatures	1.920	98,97%	150	95,54%	311	98,73%	231	99,14%	8.177	98,71%
Candidatures										
JUNTSxCAT	846	43,86%	42	27,10%	128	40,76%	75	32,19%	2.542	30,87%
ERC-CatSí	599	31,05%	32	20,65%	108	34,39%	70	30,04%	2.246	27,28%
C's	201	10,42%	28	18,06%	24	7,64%	16	6,87%	1.447	17,57%
PSC	70	3,63%	19	12,26%	8	2,55%	15	6,44%	843	10,24%
CUP	91	4,72%	11	7,10%	20	6,37%	34	14,59%	368	4,47%
PP	73	3,78%	9	5,81%	14	4,46%	3	1,29%	386	4,69%
CatComú-Podem	27	1,40%	9	5,81%	8	2,55%	17	7,30%	288	3,50%
PACMA	8	0,41%	0	0%	1	0,32%	0	0%	35	0,43%
PU M+J	3	0,16%	0	0%	0	0%	0	0%	12	0,15%
RECORTES CERO-GRUPO VERDE	2	0,10%	0	0%	0	0%	1	0,43%	10	0,12%
DIÀLEG (C. RETIRADA)	0	0%	0	0%	0	0%	0	0%	0	0%
	Barbens		Baronia de Rialb, la		Bassella		Bausen		Belianes	
Escrutat	100%		100%		100%		100%		100%	
Total votants	464	83,45%	175	84,54%	165	89,67%	43	72,88%	366	90,15%
Abstenció	92	16,55%	32	15,46%	19	10,33%	16	27,12%	40	9,85%
Vots nuls	3	0,65%	2	1,14%	0	0%	0	0%	0	0%
Vots en blanc	3	0,65%	4	2,29%	1	0,61%	0	0%	0	0%
Vots a candidatures	458	98,71%	169	96,57%	164	99,39%	43	100%	366	100%
Candidatures										
JUNTSxCAT	175	37,96%	77	44,51%	73	44,24%	4	9,30%	139	37,98%
ERC-CatSí	133	28,85%	41	23,70%	39	23,64%	4	9,30%	98	26,78%
C's	45	9,76%	12	6,94%	27	16,36%	9	20,93%	24	6,56%
PSC	45	9,76%	10	5,78%	4	2,42%	10	23,26%	25	6,83%
CUP	25	5,42%	13	7,51%	7	4,24%	7	16,28%	43	11,75%
PP	14	3,04%	11	6,36%	9	5,45%	5	11,63%	22	6,01%
CatComú-Podem	18	3,90%	2	1,16%	4	2,42%	3	6,98%	14	3,83%
PACMA	3	0,65%	2	1,16%	0	0%	0	0%	0	0%
PU M+J	0	0%	1	0,58%	1	0,61%	0	0%	1	0,27%
RECORTES CERO-GRUPO VERDE	0	0%	0	0%	0	0%	1	2,33%	0	0%
DIÀLEG (C. RETIRADA)	0	0%	0	0%	0	0%	0	0%	0	0%
	Bellguarda		Bellcaire d'Urgell		Bell-lloc d'Urgell		Bellmunt d'Urgell		Bellpuig	
Escrutat	100%		100%		100%		100%		100%	
Total votants	228	86,04%	861	86,36%	1.404	85,30%	130	84,97%	2.646	81,32%
Abstenció	37	13,96%	136	13,64%	242	14,70%	23	15,03%	608	18,68%
Vots nuls	1	0,44%	2	0,23%	10	0,71%	5	3,85%	6	0,23%
Vots en blanc	2	0,88%	4	0,46%	14	1,00%	0	0%	20	0,76%
Vots a candidatures	225	98,68%	855	99,30%	1.380	98,29%	125	96,15%	2.620	99,02%
Candidatures										
JUNTSxCAT	89	39,21%	368	42,84%	496	35,58%	44	35,20%	1.065	40,34%
ERC-CatSí	84	37,00%	269	31,32%	406	29,12%	40	32,00%	795	30,11%
C's	12	5,29%	71	8,27%	187	13,41%	21	16,80%	261	9,89%
PSC	16	7,05%	42	4,89%	113	8,11%	4	3,20%	147	5,57%
CUP	11	4,85%	54	6,29%	63	4,52%	11	8,80%	181	6,86%
PP	5	2,20%	29	3,38%	60	4,30%	2	1,60%	74	2,80%
CatComú-Podem	6	2,64%	15	1,75%	48	3,44%	3	2,40%	82	3,11%
PACMA	0	0%	3	0,35%	5	0,36%	0	0%	8	0,30%
PU M+J	0	0%	4	0,47%	2	0,14%	0	0%	4	0,15%
RECORTES CERO-GRUPO VERDE	2	0,88%	0	0%	0	0%	0	0%	3	0,11%
DIÀLEG (C. RETIRADA)	0	0%	0	0%	0	0%	0	0%	0	0%

Municipis de Lleida

	Bellver de Cerdanya		Bellvís		Benavent de Segrià		Biosca		Bòrdes, Es	
Escrutat	100%		100%		100%		100%		100%	
Total votants	1.263	82,93%	1.341	85,63%	911	86,35%	130	79,27%	154	73,33%
Abstenció	260	17,07%	225	14,37%	144	13,65%	34	20,73%	56	26,67%
Vots nuls	6	0,48%	8	0,60%	1	0,11%	1	0,77%	1	0,65%
Vots en blanc	5	0,40%	5	0,37%	5	0,55%	1	0,77%	0	0%
Vots a candidatures	1.252	99,13%	1.328	99,03%	905	99,34%	128	98,46%	153	99,35%
Candidatures										
JUNTSxCAT	471	37,47%	554	41,56%	342	37,58%	64	49,61%	18	11,76%
ERC-CatSí	396	31,50%	523	39,23%	273	30,00%	24	18,60%	30	19,61%
C's	146	11,61%	72	5,40%	134	14,73%	14	10,85%	45	29,41%
PSC	85	6,76%	47	3,53%	65	7,14%	6	4,65%	26	16,99%
CUP	84	6,68%	58	4,35%	27	2,97%	10	7,75%	9	5,88%
PP	26	2,07%	35	2,63%	27	2,97%	5	3,88%	9	5,88%
CatComú-Podem	37	2,94%	34	2,55%	32	3,52%	5	3,88%	14	9,15%
PACMA	6	0,48%	3	0,23%	5	0,55%	0	0%	2	1,31%
PU M+J	0	0%	1	0,08%	0	0%	0	0%	0	0%
RECORTES CERO-GRUPO VERDE	1	0,08%	1	0,08%	0	0%	0	0%	0	0%
DIÀLEG (C. RETIRADA)	0	0%	0	0%	0	0%	0	0%	0	0%
	Borges Blanques, les		Bossòst		Bovera		Cabanabona		Cabó	
Escrutat	100%		100%		100%		100%		100%	
Total votants	3.518	81,51%	638	75,95%	185	81,86%	49	69,01%	62	75,61%
Abstenció	798	18,49%	202	24,05%	41	18,14%	22	30,99%	20	24,39%
Vots nuls	6	0,17%	8	1,25%	0	0%	0	0%	0	0%
Vots en blanc	12	0,34%	5	0,78%	3	1,62%	0	0%	0	0%
Vots a candidatures	3.500	99,49%	625	97,96%	182	98,38%	49	100%	62	100%
Candidatures										
JUNTSxCAT	1.498	42,65%	68	10,79%	109	58,92%	25	51,02%	31	50,00%
ERC-CatSí	1.053	29,98%	74	11,75%	44	23,78%	12	24,49%	17	27,42%
C's	376	10,71%	254	40,32%	5	2,70%	5	10,20%	7	11,29%
PSC	194	5,52%	138	21,90%	7	3,78%	2	4,08%	3	4,84%
CUP	179	5,10%	11	1,75%	5	2,70%	1	2,04%	3	4,84%
PP	95	2,71%	49	7,78%	2	1,08%	3	6,12%	0	0%
CatComú-Podem	87	2,48%	30	4,76%	8	4,32%	0	0%	1	1,61%
PACMA	12	0,34%	1	0,16%	1	0,54%	0	0%	0	0%
PU M+J	4	0,11%	0	0%	1	0,54%	1	2,04%	0	0%
RECORTES CERO-GRUPO VERDE	2	0,06%	0	0%	0	0%	0	0%	0	0%
DIÀLEG (C. RETIRADA)	0	0%	0	0%	0	0%	0	0%	0	0%
	Camarasa		Canejan		Castell de Mur		Castellar de la Ribera		Castelldans	
Escrutat	100%		100%		100%		100%		100%	
Total votants	612	84,41%	60	76,92%	132	91,03%	92	91,09%	578	81,29%
Abstenció	113	15,59%	18	23,08%	13	8,97%	9	8,91%	133	18,71%
Vots nuls	1	0,16%	0	0%	0	0%	0	0%	6	1,04%
Vots en blanc	6	0,98%	1	1,67%	2	1,52%	0	0%	4	0,69%
Vots a candidatures	605	98,86%	59	98,33%	130	98,48%	92	100%	568	98,27%
Candidatures										
JUNTSxCAT	212	34,70%	13	21,67%	66	50,00%	55	59,78%	187	32,69%
ERC-CatSí	221	36,17%	5	8,33%	31	23,48%	19	20,65%	157	27,45%
C's	70	11,46%	12	20,00%	11	8,33%	5	5,43%	94	16,43%
PSC	37	6,06%	15	25,00%	6	4,55%	2	2,17%	30	5,24%
CUP	28	4,58%	2	3,33%	8	6,06%	8	8,70%	38	6,64%
PP	11	1,80%	11	18,33%	3	2,27%	3	3,26%	38	6,64%
CatComú-Podem	25	4,09%	0	0%	5	3,79%	0	0%	21	3,67%
PACMA	0	0%	1	1,67%	0	0%	0	0%	3	0,52%
PU M+J	0	0%	0	0%	0	0%	0	0%	0	0%
RECORTES CERO-GRUPO VERDE	1	0,16%	0	0%	0	0%	0	0%	0	0%
DIÀLEG (C. RETIRADA)	0	0%	0	0%	0	0%	0	0%	0	0%

Municipis de Lleida

	Castellnou de Seana		Castelló de Farfanya		Castellserà		Cava		Cervera	
Escrutat	100%		100%		100%		100%		100%	
Total votants	452	84,80%	347	80,32%	714	88,37%	35	79,55%	4.781	81,68%
Abstenció	81	15,20%	85	19,68%	94	11,63%	9	20,45%	1.072	18,32%
Vots nuls	2	0,44%	1	0,29%	1	0,14%	0	0%	22	0,46%
Vots en blanc	1	0,22%	0	0%	5	0,70%	0	0%	28	0,59%
Vots a candidatures	449	99,34%	346	99,71%	708	99,16%	35	100%	4.731	98,95%
Candidatures										
JUNTSxCAT	239	53,11%	144	41,62%	325	45,58%	14	40,00%	1.731	36,37%
ERC-CatSí	105	23,33%	134	38,73%	222	31,14%	15	42,86%	1.185	24,90%
C's	40	8,89%	17	4,91%	53	7,43%	0	0%	783	16,45%
PSC	22	4,89%	19	5,49%	32	4,49%	0	0%	365	7,67%
CUP	26	5,78%	12	3,47%	47	6,59%	5	14,29%	272	5,72%
PP	11	2,44%	15	4,34%	18	2,52%	1	2,86%	203	4,27%
CatComú-Podem	5	1,11%	4	1,16%	7	0,98%	0	0%	147	3,09%
PACMA	1	0,22%	0	0%	1	0,14%	0	0%	32	0,67%
PU M+J	0	0%	1	0,29%	0	0%	0	0%	10	0,21%
RECORTES CERO-GRUPO VERDE	0	0%	0	0%	3	0,42%	0	0%	3	0,06%
DI ÀLEG (C. RETIRADA)	0	0%	0	0%	0	0%	0	0%	0	0%
	Cervià de les Garrigues		Ciutadilla		Clariana de Cardener		Cogul, el		Coll de Nargó	
Escrutat	100%		100%		100%		100%		100%	
Total votants	458	80,92%	161	89,44%	113	92,62%	108	78,26%	362	80,98%
Abstenció	108	19,08%	19	10,56%	9	7,38%	30	21,74%	85	19,02%
Vots nuls	3	0,66%	3	1,86%	0	0%	0	0%	0	0%
Vots en blanc	4	0,87%	1	0,62%	0	0%	1	0,93%	1	0,28%
Vots a candidatures	451	98,47%	157	97,52%	113	100%	107	99,07%	361	99,72%
Candidatures										
JUNTSxCAT	180	39,56%	60	37,97%	46	40,71%	42	38,89%	167	46,13%
ERC-CatSí	163	35,82%	59	37,34%	33	29,20%	40	37,04%	87	24,03%
C's	45	9,89%	9	5,70%	5	4,42%	12	11,11%	21	5,80%
PSC	18	3,96%	12	7,59%	5	4,42%	8	7,41%	26	7,18%
CUP	22	4,84%	8	5,06%	20	17,70%	4	3,70%	37	10,22%
PP	6	1,32%	9	5,70%	1	0,88%	0	0%	15	4,14%
CatComú-Podem	15	3,30%	0	0%	2	1,77%	1	0,93%	8	2,21%
PACMA	2	0,44%	0	0%	0	0%	0	0%	0	0%
PU M+J	0	0%	0	0%	0	0%	0	0%	0	0%
RECORTES CERO-GRUPO VERDE	0	0%	0	0%	1	0,88%	0	0%	0	0%
DI ÀLEG (C. RETIRADA)	0	0%	0	0%	0	0%	0	0%	0	0%
	Coma i la Pedra, la		Conca de Dalt		Corbins		Cubells		Espluga Calba, l'	
Escrutat	100%		100%		100%		100%		100%	
Total votants	195	83,69%	278	78,98%	860	86,00%	248	84,64%	252	84,56%
Abstenció	38	16,31%	74	21,02%	140	14,00%	45	15,36%	46	15,44%
Vots nuls	0	0%	1	0,36%	1	0,12%	0	0%	3	1,19%
Vots en blanc	1	0,51%	2	0,72%	6	0,70%	1	0,40%	0	0%
Vots a candidatures	194	99,49%	275	98,92%	853	99,19%	247	99,60%	249	98,81%
Candidatures										
JUNTSxCAT	105	53,85%	106	38,27%	309	35,97%	134	54,03%	102	40,96%
ERC-CatSí	48	24,62%	82	29,60%	306	35,62%	65	26,21%	72	28,92%
C's	11	5,64%	12	4,33%	79	9,20%	14	5,65%	20	8,03%
PSC	2	1,03%	21	7,58%	54	6,29%	8	3,23%	13	5,22%
CUP	16	8,21%	36	13,00%	40	4,66%	9	3,63%	20	8,03%
PP	7	3,59%	9	3,25%	19	2,21%	14	5,65%	10	4,02%
CatComú-Podem	5	2,56%	9	3,25%	40	4,66%	2	0,81%	12	4,82%
PACMA	0	0%	0	0%	2	0,23%	0	0%	0	0%
PU M+J	0	0%	0	0%	3	0,35%	0	0%	0	0%
RECORTES CERO-GRUPO VERDE	0	0%	0	0%	1	0,12%	1	0,40%	0	0%
DI ÀLEG (C. RETIRADA)	0	0%	0	0%	0	0%	0	0%	0	0%

Municipis de Lleida

	Espot		Estamariu		Estaràs		Esterrí d'Àneu		Esterrí de Cardós	
Escurtat	100%		100%		100%		100%		100%	
Total votants	226	79,02%	84	86,60%	125	89,29%	427	83,24%	50	90,91%
Abstenció	60	20,98%	13	13,40%	15	10,71%	86	16,76%	5	9,09%
Vots nuls	0	0%	0	0%	0	0%	3	0,70%	0	0%
Vots en blanc	1	0,44%	1	1,19%	0	0%	0	0%	2	4,00%
Vots a candidatures	225	99,56%	83	98,81%	125	100%	424	99,30%	48	96,00%
Candidatures										
JUNTSxCAT	94	41,59%	55	65,48%	48	38,40%	152	35,85%	19	38,00%
ERC-CatSí	82	36,28%	17	20,24%	30	24,00%	167	39,39%	21	42,00%
C's	12	5,31%	5	5,95%	23	18,40%	20	4,72%	1	2,00%
PSC	18	7,96%	2	2,38%	5	4,00%	22	5,19%	2	4,00%
CUP	6	2,65%	1	1,19%	10	8,00%	42	9,91%	5	10,00%
PP	3	1,33%	2	2,38%	9	7,20%	7	1,65%	0	0%
CatComú-Podem	7	3,10%	1	1,19%	0	0%	12	2,83%	0	0%
PACMA	2	0,88%	0	0%	0	0%	1	0,24%	0	0%
PU M+J	1	0,44%	0	0%	0	0%	0	0%	0	0%
RECORTES CERO-GRUPO VERDE	0	0%	0	0%	0	0%	1	0,24%	0	0%
DIÀLEG (C. RETIRADA)	0	0%	0	0%	0	0%	0	0%	0	0%

	Farrera		Fígols i Alinyà		Floresta, la		Fondarella		Foradada	
Escurtat	100%		100%		100%		100%		100%	
Total votants	84	84,00%	173	79,72%	108	81,82%	539	83,44%	123	87,23%
Abstenció	16	16,00%	44	20,28%	24	18,18%	107	16,56%	18	12,77%
Vots nuls	0	0%	1	0,58%	3	2,78%	5	0,93%	0	0%
Vots en blanc	0	0%	0	0%	0	0%	1	0,19%	0	0%
Vots a candidatures	84	100%	172	99,42%	105	97,22%	533	98,89%	123	100%
Candidatures										
JUNTSxCAT	27	32,14%	64	37,21%	44	41,90%	252	47,19%	72	58,54%
ERC-CatSí	28	33,33%	55	31,98%	37	35,24%	133	24,91%	26	21,14%
C's	3	3,57%	13	7,56%	2	1,90%	83	15,54%	11	8,94%
PSC	2	2,38%	19	11,05%	3	2,86%	27	5,06%	3	2,44%
CUP	20	23,81%	11	6,40%	12	11,43%	14	2,62%	4	3,25%
PP	1	1,19%	5	2,91%	3	2,86%	11	2,06%	6	4,88%
CatComú-Podem	3	3,57%	4	2,33%	1	0,95%	12	2,25%	1	0,81%
PACMA	0	0%	0	0%	3	2,86%	1	0,19%	0	0%
PU M+J	0	0%	1	0,58%	0	0%	0	0%	0	0%
RECORTES CERO-GRUPO VERDE	0	0%	0	0%	0	0%	0	0%	0	0%
DIÀLEG (C. RETIRADA)	0	0%	0	0%	0	0%	0	0%	0	0%

	Fuliola, la		Fulleda		Gavet de la Conca		Gimenells i el Pla de la Font		Golmés	
Escurtat	100%		100%		100%		100%		100%	
Total votants	729	82,09%	74	88,10%	185	78,06%	698	82,12%	1.050	81,27%
Abstenció	159	17,91%	10	11,90%	52	21,94%	152	17,88%	242	18,73%
Vots nuls	3	0,41%	0	0%	3	1,62%	1	0,14%	3	0,29%
Vots en blanc	6	0,82%	2	2,70%	2	1,08%	5	0,72%	2	0,19%
Vots a candidatures	720	98,77%	72	97,30%	180	97,30%	692	99,14%	1.045	99,52%
Candidatures										
JUNTSxCAT	295	40,63%	21	28,38%	97	53,30%	140	20,09%	532	50,81%
ERC-CatSí	224	30,85%	33	44,59%	45	24,73%	131	18,79%	268	25,60%
C's	62	8,54%	9	12,16%	6	3,30%	157	22,53%	97	9,26%
PSC	36	4,96%	1	1,35%	14	7,69%	80	11,48%	39	3,72%
CUP	51	7,02%	3	4,05%	12	6,59%	29	4,16%	46	4,39%
PP	31	4,27%	4	5,41%	4	2,20%	127	18,22%	38	3,63%
CatComú-Podem	19	2,62%	1	1,35%	2	1,10%	27	3,87%	20	1,91%
PACMA	0	0%	0	0%	0	0%	0	0%	3	0,29%
PU M+J	1	0,14%	0	0%	0	0%	1	0,14%	0	0%
RECORTES CERO-GRUPO VERDE	1	0,14%	0	0%	0	0%	0	0%	2	0,19%
DIÀLEG (C. RETIRADA)	0	0%	0	0%	0	0%	0	0%	0	0%

Municipis de Lleida

	Gósol		Granadella, la		Granja d'Escarp, la		Granyanella		Granyena de les Garrigues	
Escrutat	100%		100%		100%		100%		100%	
Total votants	181	90,05%	492	87,08%	565	82,36%	109	85,16%	103	86,55%
Abstenció	20	9,95%	73	12,92%	121	17,64%	19	14,84%	16	13,45%
Vots nuls	0	0%	2	0,41%	2	0,35%	2	1,83%	1	0,97%
Vots en blanc	2	1,10%	5	1,02%	2	0,35%	3	2,75%	1	0,97%
Vots a candidatures	179	98,90%	485	98,58%	561	99,29%	104	95,41%	101	98,06%
Candidatures										
JUNTSxCAT	93	51,38%	189	38,57%	197	34,99%	39	36,45%	46	45,10%
ERC-CatSí	46	25,41%	187	38,16%	144	25,58%	28	26,17%	34	33,33%
C's	8	4,42%	26	5,31%	113	20,07%	12	11,21%	8	7,84%
PSC	10	5,52%	25	5,10%	46	8,17%	3	2,80%	2	1,96%
CUP	12	6,63%	37	7,55%	13	2,31%	7	6,54%	6	5,88%
PP	3	1,66%	7	1,43%	25	4,44%	9	8,41%	1	0,98%
CatComú-Podem	7	3,87%	9	1,84%	21	3,73%	5	4,67%	4	3,92%
PACMA	0	0%	1	0,20%	2	0,36%	1	0,93%	0	0%
PU M+J	0	0%	3	0,61%	0	0%	0	0%	0	0%
RECORTES CERO-GRUPO VERDE	0	0%	1	0,20%	0	0%	0	0%	0	0%
DI ÀLEG (C. RETIRADA)	0	0%	0	0%	0	0%	0	0%	0	0%
	Granyena de Segarra		Guimerà		Guingueta d'Aneu, la		Guissona		Guixers	
Escrutat	100%		100%		100%		100%		100%	
Total votants	101	78,91%	185	83,71%	199	83,97%	2.321	84,43%	107	89,92%
Abstenció	27	21,09%	36	16,29%	38	16,03%	428	15,57%	12	10,08%
Vots nuls	1	0,99%	1	0,54%	2	1,01%	23	0,99%	0	0%
Vots en blanc	2	1,98%	2	1,08%	1	0,50%	10	0,43%	0	0%
Vots a candidatures	98	97,03%	182	98,38%	196	98,49%	2.288	98,58%	107	100%
Candidatures										
JUNTSxCAT	49	49,00%	113	61,41%	88	44,67%	788	34,29%	65	60,75%
ERC-CatSí	16	16,00%	37	20,11%	66	33,50%	679	29,55%	16	14,95%
C's	14	14,00%	10	5,43%	5	2,54%	329	14,32%	9	8,41%
PSC	6	6,00%	1	0,54%	10	5,08%	200	8,70%	2	1,87%
CUP	6	6,00%	11	5,98%	20	10,15%	118	5,13%	9	8,41%
PP	2	2,00%	10	5,43%	3	1,52%	68	2,96%	5	4,67%
CatComú-Podem	3	3,00%	0	0%	3	1,52%	91	3,96%	1	0,93%
PACMA	0	0%	0	0%	1	0,51%	6	0,26%	0	0%
PU M+J	1	1,00%	0	0%	0	0%	5	0,22%	0	0%
RECORTES CERO-GRUPO VERDE	1	1,00%	0	0%	0	0%	4	0,17%	0	0%
DI ÀLEG (C. RETIRADA)	0	0%	0	0%	0	0%	0	0%	0	0%
	Isona i Conca Dellà		Ivars de Noguera		Ivars d'Urgell		Ivorra		Josa i Tuixén	
Escrutat	100%		100%		100%		100%		100%	
Total votants	689	84,13%	234	85,40%	962	84,68%	88	93,62%	74	77,08%
Abstenció	130	15,87%	40	14,60%	174	15,32%	6	6,38%	22	22,92%
Vots nuls	3	0,44%	1	0,43%	7	0,73%	1	1,14%	1	1,35%
Vots en blanc	2	0,29%	2	0,85%	5	0,52%	0	0%	0	0%
Vots a candidatures	684	99,27%	231	98,72%	950	98,75%	87	98,86%	73	98,65%
Candidatures										
JUNTSxCAT	342	49,85%	81	34,76%	392	41,05%	64	73,56%	40	54,79%
ERC-CatSí	169	24,64%	43	18,45%	316	33,09%	18	20,69%	19	26,03%
C's	72	10,50%	32	13,73%	74	7,75%	1	1,15%	3	4,11%
PSC	33	4,81%	16	6,87%	55	5,76%	0	0%	3	4,11%
CUP	33	4,81%	36	15,45%	50	5,24%	1	1,15%	5	6,85%
PP	12	1,75%	18	7,73%	37	3,87%	1	1,15%	1	1,37%
CatComú-Podem	21	3,06%	4	1,72%	22	2,30%	0	0%	2	2,74%
PACMA	2	0,29%	1	0,43%	2	0,21%	1	1,15%	0	0%
PU M+J	0	0%	0	0%	2	0,21%	1	1,15%	0	0%
RECORTES CERO-GRUPO VERDE	0	0%	0	0%	0	0%	0	0%	0	0%
DI ÀLEG (C. RETIRADA)	0	0%	0	0%	0	0%	0	0%	0	0%

Municipis de Lleida

	Juncosa		Juneda		Les		Linyola		Lladorre	
Escrutat	100%		100%		100%		100%		100%	
Total votants	271	81,38%	1.875	83,26%	441	68,48%	1.629	84,80%	159	85,48%
Abstenció	62	18,62%	377	16,74%	203	31,52%	292	15,20%	27	14,52%
Vots nuls	0	0%	4	0,21%	3	0,68%	10	0,61%	2	1,26%
Vots en blanc	1	0,37%	10	0,53%	7	1,59%	8	0,49%	2	1,26%
Vots a candidatures	270	99,63%	1.861	99,25%	431	97,73%	1.611	98,90%	155	97,48%
Candidatures										
JUNTSxCAT	92	33,95%	816	43,61%	64	14,61%	605	37,37%	54	34,39%
ERC-CatSí	87	32,10%	588	31,43%	56	12,79%	553	34,16%	72	45,86%
C's	28	10,33%	137	7,32%	123	28,08%	178	10,99%	9	5,73%
PSC	24	8,86%	105	5,61%	113	25,80%	86	5,31%	8	5,10%
CUP	10	3,69%	103	5,51%	19	4,34%	80	4,94%	8	5,10%
PP	13	4,80%	57	3,05%	27	6,16%	56	3,46%	0	0%
CatComú-Podem	14	5,17%	52	2,78%	25	5,71%	45	2,78%	3	1,91%
PACMA	0	0%	3	0,16%	3	0,68%	3	0,19%	1	0,64%
PU M+J	2	0,74%	0	0%	0	0%	4	0,25%	0	0%
RECORTES CERO-GRUPO VERDE	0	0%	0	0%	1	0,23%	1	0,06%	0	0%
DIÀLEG (C. RETIRADA)	0	0%	0	0%	0	0%	0	0%	0	0%
	Lladurs		Llardecans		Llavorsí		Lleida		Lles de Cerdanya	
Escrutat	100%		100%		100%		100%		100%	
Total votants	126	79,25%	339	83,70%	237	81,16%	72.457	78,43%	180	82,57%
Abstenció	33	20,75%	66	16,30%	55	18,84%	19.923	21,57%	38	17,43%
Vots nuls	0	0%	0	0%	0	0%	238	0,33%	0	0%
Vots en blanc	0	0%	2	0,59%	1	0,42%	378	0,52%	0	0%
Vots a candidatures	126	100%	337	99,41%	236	99,58%	71.841	99,15%	180	100%
Candidatures										
JUNTSxCAT	67	53,17%	136	40,12%	79	33,33%	16.649	23,05%	81	45,00%
ERC-CatSí	27	21,43%	123	36,28%	73	30,80%	16.483	22,82%	67	37,22%
C's	9	7,14%	36	10,62%	10	4,22%	17.720	24,54%	1	0,56%
PSC	4	3,17%	8	2,36%	22	9,28%	8.880	12,30%	8	4,44%
CUP	8	6,35%	12	3,54%	35	14,77%	3.242	4,49%	20	11,11%
PP	10	7,94%	13	3,83%	5	2,11%	4.445	6,15%	1	0,56%
CatComú-Podem	1	0,79%	5	1,47%	10	4,22%	3.669	5,08%	2	1,11%
PACMA	0	0%	2	0,59%	2	0,84%	507	0,70%	0	0%
PU M+J	0	0%	2	0,59%	0	0%	108	0,15%	0	0%
RECORTES CERO-GRUPO VERDE	0	0%	0	0%	0	0%	138	0,19%	0	0%
DIÀLEG (C. RETIRADA)	0	0%	0	0%	0	0%	0	0%	0	0%
	Llimiana		Llobera		Maials		Maldà		Massalcoreig	
Escrutat	100%		100%		100%		100%		100%	
Total votants	92	73,02%	138	82,63%	592	85,06%	151	79,47%	344	84,11%
Abstenció	34	26,98%	29	17,37%	104	14,94%	39	20,53%	65	15,89%
Vots nuls	0	0%	0	0%	2	0,34%	1	0,66%	5	1,45%
Vots en blanc	0	0%	1	0,72%	1	0,17%	0	0%	5	1,45%
Vots a candidatures	92	100%	137	99,28%	589	99,49%	150	99,34%	334	97,09%
Candidatures										
JUNTSxCAT	41	44,57%	71	51,45%	290	49,15%	69	46,00%	89	26,25%
ERC-CatSí	19	20,65%	40	28,99%	156	26,44%	41	27,33%	146	43,07%
C's	8	8,70%	6	4,35%	55	9,32%	10	6,67%	42	12,39%
PSC	4	4,35%	5	3,62%	24	4,07%	3	2,00%	36	10,62%
CUP	14	15,22%	11	7,97%	17	2,88%	20	13,33%	12	3,54%
PP	1	1,09%	3	2,17%	24	4,07%	2	1,33%	5	1,47%
CatComú-Podem	4	4,35%	1	0,72%	20	3,39%	3	2,00%	4	1,18%
PACMA	1	1,09%	0	0%	3	0,51%	2	1,33%	0	0%
PU M+J	0	0%	0	0%	0	0%	0	0%	0	0%
RECORTES CERO-GRUPO VERDE	0	0%	0	0%	0	0%	0	0%	0	0%
DIÀLEG (C. RETIRADA)	0	0%	0	0%	0	0%	0	0%	0	0%

Municipis de Lleida

	Massoteres		Menàrguens		Miralcamp		Mollerussa		Molsosa, la	
Escrutat	100%		100%		100%		100%		100%	
Total votants	121	86,43%	501	82,95%	831	82,20%	6.787	78,12%	85	88,54%
Abstenció	19	13,57%	103	17,05%	180	17,80%	1.901	21,88%	11	11,46%
Vots nuls	0	0%	1	0,20%	0	0%	27	0,40%	0	0%
Vots en blanc	0	0%	3	0,60%	10	1,20%	36	0,53%	1	1,18%
Vots a candidatures	121	100%	497	99,20%	821	98,80%	6.724	99,07%	84	98,82%
Candidatures										
JUNTSxCAT	61	50,41%	211	42,20%	414	49,82%	2.648	39,17%	38	44,71%
ERC-CatSí	30	24,79%	173	34,60%	198	23,83%	1.545	22,86%	24	28,24%
C's	8	6,61%	33	6,60%	74	8,90%	1.083	16,02%	10	11,76%
PSC	8	6,61%	21	4,20%	52	6,26%	628	9,29%	1	1,18%
CUP	4	3,31%	21	4,20%	29	3,49%	284	4,20%	5	5,88%
PP	4	3,31%	18	3,60%	23	2,77%	242	3,58%	4	4,71%
CatComú-Podem	4	3,31%	18	3,60%	26	3,13%	237	3,51%	1	1,18%
PACMA	2	1,65%	1	0,20%	3	0,36%	32	0,47%	1	1,18%
PU M+J	0	0%	0	0%	1	0,12%	19	0,28%	0	0%
RECORTES CERO-GRUPO VERDE	0	0%	1	0,20%	1	0,12%	6	0,09%	0	0%
DI ÀLEG (C. RETIRADA)	0	0%	0	0%	0	0%	0	0%	0	0%
	Montellà i Martinet		Montferrer i Castellbò		Montgai		Montoliu de Lleida		Montoliu de Segarra	
Escrutat	100%		100%		100%		100%		100%	
Total votants	391	83,01%	618	78,53%	482	86,23%	297	84,14%	128	83,12%
Abstenció	80	16,99%	169	21,47%	77	13,77%	56	15,86%	26	16,88%
Vots nuls	1	0,26%	2	0,32%	2	0,41%	1	0,34%	0	0%
Vots en blanc	6	1,53%	5	0,81%	2	0,41%	2	0,67%	0	0%
Vots a candidatures	384	98,21%	611	98,87%	478	99,17%	294	98,99%	128	100%
Candidatures										
JUNTSxCAT	138	35,38%	233	37,82%	179	37,29%	83	28,04%	54	42,19%
ERC-CatSí	146	37,44%	187	30,36%	162	33,75%	134	45,27%	32	25,00%
C's	41	10,51%	64	10,39%	61	12,71%	30	10,14%	12	9,38%
PSC	17	4,36%	43	6,98%	24	5,00%	10	3,38%	5	3,91%
CUP	25	6,41%	37	6,01%	17	3,54%	16	5,41%	18	14,06%
PP	4	1,03%	19	3,08%	26	5,42%	5	1,69%	4	3,13%
CatComú-Podem	10	2,56%	26	4,22%	6	1,25%	16	5,41%	3	2,34%
PACMA	3	0,77%	1	0,16%	1	0,21%	0	0%	0	0%
PU M+J	0	0%	1	0,16%	0	0%	0	0%	0	0%
RECORTES CERO-GRUPO VERDE	0	0%	0	0%	2	0,42%	0	0%	0	0%
DI ÀLEG (C. RETIRADA)	0	0%	0	0%	0	0%	0	0%	0	0%
	Montornès de Segarra		Nalec		Naut Aran		Navès		Odèn	
Escrutat	100%		100%		100%		100%		100%	
Total votants	77	92,77%	75	91,46%	1.066	78,44%	193	83,19%	188	84,30%
Abstenció	6	7,23%	7	8,54%	293	21,56%	39	16,81%	35	15,70%
Vots nuls	0	0%	0	0%	10	0,94%	2	1,04%	0	0%
Vots en blanc	1	1,30%	0	0%	10	0,94%	1	0,52%	3	1,60%
Vots a candidatures	76	98,70%	75	100%	1.046	98,12%	190	98,45%	185	98,40%
Candidatures										
JUNTSxCAT	30	38,96%	45	60,00%	184	17,42%	94	49,21%	89	47,34%
ERC-CatSí	23	29,87%	17	22,67%	122	11,55%	41	21,47%	62	32,98%
C's	6	7,79%	2	2,67%	352	33,33%	18	9,42%	15	7,98%
PSC	7	9,09%	3	4,00%	186	17,61%	7	3,66%	1	0,53%
CUP	3	3,90%	5	6,67%	51	4,83%	13	6,81%	7	3,72%
PP	3	3,90%	1	1,33%	50	4,73%	10	5,24%	9	4,79%
CatComú-Podem	3	3,90%	2	2,67%	79	7,48%	5	2,62%	2	1,06%
PACMA	0	0%	0	0%	16	1,52%	1	0,52%	0	0%
PU M+J	1	1,30%	0	0%	1	0,09%	1	0,52%	0	0%
RECORTES CERO-GRUPO VERDE	0	0%	0	0%	5	0,47%	0	0%	0	0%
DI ÀLEG (C. RETIRADA)	0	0%	0	0%	0	0%	0	0%	0	0%

Municipis de Lleida

	Oliana		Oliola		Olius		Oluges, les		Omellons, els	
Escrutat	100%		100%		100%		100%		100%	
Total votants	1.152	83,90%	145	84,30%	619	90,50%	121	84,62%	157	82,63%
Abstenció	221	16,10%	27	15,70%	65	9,50%	22	15,38%	33	17,37%
Vots nuls	4	0,35%	2	1,38%	3	0,48%	0	0%	0	0%
Vots en blanc	8	0,69%	0	0%	2	0,32%	2	1,65%	0	0%
Vots a candidatures	1.140	98,96%	143	98,62%	614	99,19%	119	98,35%	157	100%
Candidatures										
JUNTSxCAT	524	45,64%	72	50,35%	283	45,94%	50	41,32%	53	33,76%
ERC-CatSí	304	26,48%	30	20,98%	161	26,14%	34	28,10%	37	23,57%
C's	103	8,97%	18	12,59%	75	12,18%	16	13,22%	27	17,20%
PSC	77	6,71%	7	4,90%	36	5,84%	4	3,31%	9	5,73%
CUP	49	4,27%	7	4,90%	24	3,90%	5	4,13%	4	2,55%
PP	54	4,70%	4	2,80%	11	1,79%	7	5,79%	15	9,55%
CatComú-Podem	25	2,18%	5	3,50%	21	3,41%	1	0,83%	11	7,01%
PACMA	2	0,17%	0	0%	2	0,32%	2	1,65%	1	0,64%
PU M+J	2	0,17%	0	0%	1	0,16%	0	0%	0	0%
RECORTES CERO-GRUPO VERDE	0	0%	0	0%	0	0%	0	0%	0	0%
DIÀLEG (C. RETIRADA)	0	0%	0	0%	0	0%	0	0%	0	0%
	Omells de na Gaia, els		Organyà		Os de Balaguer		Ossó de Sió		Palau d'Anglesola, el	
Escrutat	100%		100%		100%		100%		100%	
Total votants	99	83,19%	525	83,87%	665	84,82%	144	86,23%	1.383	85,21%
Abstenció	20	16,81%	101	16,13%	119	15,18%	23	13,77%	240	14,79%
Vots nuls	0	0%	1	0,19%	2	0,30%	0	0%	6	0,43%
Vots en blanc	1	1,01%	0	0%	3	0,45%	0	0%	6	0,43%
Vots a candidatures	98	98,99%	524	99,81%	660	99,25%	144	100%	1.371	99,13%
Candidatures										
JUNTSxCAT	50	50,51%	224	42,75%	250	37,71%	58	40,28%	651	47,28%
ERC-CatSí	32	32,32%	146	27,86%	211	31,83%	42	29,17%	398	28,90%
C's	6	6,06%	42	8,02%	82	12,37%	18	12,50%	153	11,11%
PSC	1	1,01%	36	6,87%	37	5,58%	5	3,47%	60	4,36%
CUP	7	7,07%	29	5,53%	34	5,13%	5	3,47%	51	3,70%
PP	1	1,01%	37	7,06%	20	3,02%	9	6,25%	27	1,96%
CatComú-Podem	1	1,01%	10	1,91%	23	3,47%	6	4,17%	26	1,89%
PACMA	0	0%	0	0%	3	0,45%	0	0%	4	0,29%
PU M+J	0	0%	0	0%	0	0%	0	0%	0	0%
RECORTES CERO-GRUPO VERDE	0	0%	0	0%	0	0%	1	0,69%	1	0,07%
DIÀLEG (C. RETIRADA)	0	0%	0	0%	0	0%	0	0%	0	0%
	Penelles		Peramola		Pinell de Solsonès		Pinós		Plans de Sió, els	
Escrutat	100%		100%		100%		100%		100%	
Total votants	287	78,85%	232	82,86%	149	87,13%	200	84,75%	346	80,09%
Abstenció	77	21,15%	48	17,14%	22	12,87%	36	15,25%	86	19,91%
Vots nuls	2	0,70%	1	0,43%	2	1,34%	1	0,50%	3	0,87%
Vots en blanc	4	1,39%	1	0,43%	2	1,34%	2	1,00%	2	0,58%
Vots a candidatures	281	97,91%	230	99,14%	145	97,32%	197	98,50%	341	98,55%
Candidatures										
JUNTSxCAT	143	50,18%	100	43,29%	48	32,65%	92	46,23%	159	46,36%
ERC-CatSí	77	27,02%	61	26,41%	51	34,69%	43	21,61%	103	30,03%
C's	22	7,72%	28	12,12%	8	5,44%	16	8,04%	33	9,62%
PSC	11	3,86%	12	5,19%	6	4,08%	4	2,01%	12	3,50%
CUP	6	2,11%	16	6,93%	11	7,48%	27	13,57%	23	6,71%
PP	14	4,91%	5	2,16%	19	12,93%	13	6,53%	3	0,87%
CatComú-Podem	6	2,11%	7	3,03%	2	1,36%	2	1,01%	8	2,33%
PACMA	1	0,35%	0	0%	0	0%	0	0%	0	0%
PU M+J	1	0,35%	1	0,43%	0	0%	0	0%	0	0%
RECORTES CERO-GRUPO VERDE	0	0%	0	0%	0	0%	0	0%	0	0%
DIÀLEG (C. RETIRADA)	0	0%	0	0%	0	0%	0	0%	0	0%

Municipis de Lleida

	Poal, el		Pobla de Cérvoles, la		Pobla de Segur, la		Pont de Bar, el		Pont de Suert, el	
Escrutat	100%		100%		100%		100%		100%	
Total votants	434	87,50%	143	84,12%	1.741	80,98%	94	72,31%	1.318	79,30%
Abstenció	62	12,50%	27	15,88%	409	19,02%	36	27,69%	344	20,70%
Vots nuls	2	0,46%	0	0%	3	0,17%	0	0%	10	0,76%
Vots en blanc	2	0,46%	1	0,70%	8	0,46%	3	3,19%	4	0,30%
Vots a candidatures	430	99,08%	142	99,30%	1.730	99,37%	91	96,81%	1.304	98,94%
Candidatures										
JUNTSxCAT	192	44,44%	51	35,66%	684	39,36%	47	50,00%	270	20,64%
ERC-CatSí	104	24,07%	41	28,67%	543	31,24%	24	25,53%	284	21,71%
C's	63	14,58%	13	9,09%	127	7,31%	7	7,45%	270	20,64%
PSC	11	2,55%	11	7,69%	159	9,15%	1	1,06%	238	18,20%
CUP	24	5,56%	18	12,59%	106	6,10%	12	12,77%	82	6,27%
PP	31	7,18%	3	2,10%	41	2,36%	0	0%	43	3,29%
CatComú-Podem	5	1,16%	5	3,50%	65	3,74%	0	0%	104	7,95%
PACMA	0	0%	0	0%	2	0,12%	0	0%	8	0,61%
PU M+J	0	0%	0	0%	3	0,17%	0	0%	0	0%
RECORTES CERO-GRUPO VERDE	0	0%	0	0%	0	0%	0	0%	5	0,38%
DI ÀLEG (C. RETIRADA)	0	0%	0	0%	0	0%	0	0%	0	0%
	Ponts		Portella, la		Prats i Sansor		Preixana		Preixens	
Escrutat	100%		100%		100%		100%		100%	
Total votants	1.520	84,16%	352	89,34%	156	83,87%	272	88,03%	290	80,56%
Abstenció	286	15,84%	42	10,66%	30	16,13%	37	11,97%	70	19,44%
Vots nuls	14	0,92%	2	0,57%	0	0%	3	1,10%	3	1,03%
Vots en blanc	3	0,20%	3	0,85%	1	0,64%	3	1,10%	1	0,34%
Vots a candidatures	1.503	98,88%	347	98,58%	155	99,36%	266	97,79%	286	98,62%
Candidatures										
JUNTSxCAT	629	41,77%	161	46,00%	57	36,54%	135	50,19%	90	31,36%
ERC-CatSí	505	33,53%	87	24,86%	47	30,13%	61	22,68%	95	33,10%
C's	145	9,63%	36	10,29%	19	12,18%	23	8,55%	35	12,20%
PSC	65	4,32%	22	6,29%	8	5,13%	4	1,49%	25	8,71%
CUP	63	4,18%	21	6,00%	9	5,77%	18	6,69%	19	6,62%
PP	72	4,78%	9	2,57%	11	7,05%	20	7,43%	14	4,88%
CatComú-Podem	21	1,39%	9	2,57%	4	2,56%	5	1,86%	8	2,79%
PACMA	2	0,13%	2	0,57%	0	0%	0	0%	0	0%
PU M+J	1	0,07%	0	0%	0	0%	0	0%	0	0%
RECORTES CERO-GRUPO VERDE	0	0%	0	0%	0	0%	0	0%	0	0%
DI ÀLEG (C. RETIRADA)	0	0%	0	0%	0	0%	0	0%	0	0%
	Prullans		Puiggròs		Puigverd d'Agramunt		Puigverd de Lleida		Rialp	
Escrutat	100%		100%		100%		100%		100%	
Total votants	153	90,53%	183	81,33%	138	85,19%	911	88,28%	426	83,86%
Abstenció	16	9,47%	42	18,67%	24	14,81%	121	11,72%	82	16,14%
Vots nuls	0	0%	0	0%	0	0%	1	0,11%	0	0%
Vots en blanc	2	1,31%	0	0%	3	2,17%	6	0,66%	1	0,23%
Vots a candidatures	151	98,69%	183	100%	135	97,83%	904	99,23%	425	99,77%
Candidatures										
JUNTSxCAT	73	47,71%	95	51,91%	63	45,65%	258	28,35%	152	35,68%
ERC-CatSí	47	30,72%	47	25,68%	35	25,36%	262	28,79%	132	30,99%
C's	10	6,54%	16	8,74%	8	5,80%	148	16,26%	42	9,86%
PSC	5	3,27%	9	4,92%	9	6,52%	104	11,43%	26	6,10%
CUP	7	4,58%	5	2,73%	9	6,52%	52	5,71%	42	9,86%
PP	2	1,31%	3	1,64%	8	5,80%	31	3,41%	12	2,82%
CatComú-Podem	6	3,92%	7	3,83%	3	2,17%	41	4,51%	14	3,29%
PACMA	1	0,65%	1	0,55%	0	0%	7	0,77%	1	0,23%
PU M+J	0	0%	0	0%	0	0%	0	0%	0	0%
RECORTES CERO-GRUPO VERDE	0	0%	0	0%	0	0%	1	0,11%	4	0,94%
DI ÀLEG (C. RETIRADA)	0	0%	0	0%	0	0%	0	0%	0	0%

Municipis de Lleida

	Ribera d'Ondara	Ribera d'Urgellet	Riner	Riu de Cerdanya	Rosselló
Escurtat	100%	100%	100%	100%	100%
Total votants	313 86,23%	534 80,18%	180 87,80%	85 93,41%	1.747 80,32%
Abstenció	50 13,77%	132 19,82%	25 12,20%	6 6,59%	428 19,68%
Vots nuls	6 1,92%	1 0,19%	1 0,56%	3 3,53%	7 0,40%
Vots en blanc	2 0,64%	0 0%	0 0%	0 0%	13 0,74%
Vots a candidatures	305 97,44%	533 99,81%	179 99,44%	82 96,47%	1.727 98,86%
Candidatures					
JUNTSxCAT	130 42,35%	210 39,40%	72 40,22%	42 51,22%	579 33,28%
ERC-CatSí	81 26,38%	146 27,39%	50 27,93%	29 35,37%	492 28,28%
C's	39 12,70%	64 12,01%	20 11,17%	3 3,66%	299 17,18%
PSC	12 3,91%	46 8,63%	3 1,68%	2 2,44%	119 6,84%
CUP	13 4,23%	32 6,00%	21 11,73%	4 4,88%	79 4,54%
PP	23 7,49%	15 2,81%	3 1,68%	0 0%	48 2,76%
CatComú-Podem	6 1,95%	20 3,75%	10 5,59%	2 2,44%	99 5,69%
PACMA	1 0,33%	0 0%	0 0%	0 0%	9 0,52%
PU M+J	0 0%	0 0%	0 0%	0 0%	1 0,06%
RECORTES CERO-GRUPO VERDE	0 0%	0 0%	0 0%	0 0%	2 0,11%
DI ÀLEG (C. RETIRADA)	0 0%	0 0%	0 0%	0 0%	0 0%
	Salàs de Pallars	Sanaüja	Sant Esteve de la Sarga	Sant Guim de Freixenet	Sant Guim de la Plana
Escurtat	100%	100%	100%	100%	100%
Total votants	222 82,22%	267 83,18%	90 79,65%	617 84,99%	117 87,97%
Abstenció	48 17,78%	54 16,82%	23 20,35%	109 15,01%	16 12,03%
Vots nuls	0 0%	2 0,75%	0 0%	8 1,30%	0 0%
Vots en blanc	2 0,90%	0 0%	0 0%	5 0,81%	0 0%
Vots a candidatures	220 99,10%	265 99,25%	90 100%	604 97,89%	117 100%
Candidatures					
JUNTSxCAT	61 27,48%	103 38,87%	32 35,56%	235 38,59%	41 35,04%
ERC-CatSí	73 32,88%	86 32,45%	27 30,00%	186 30,54%	43 36,75%
C's	15 6,76%	20 7,55%	10 11,11%	79 12,97%	7 5,98%
PSC	25 11,26%	11 4,15%	6 6,67%	31 5,09%	7 5,98%
CUP	33 14,86%	16 6,04%	7 7,78%	37 6,08%	15 12,82%
PP	4 1,80%	21 7,92%	3 3,33%	18 2,96%	1 0,85%
CatComú-Podem	8 3,60%	7 2,64%	5 5,56%	16 2,63%	1 0,85%
PACMA	1 0,45%	1 0,38%	0 0%	2 0,33%	0 0%
PU M+J	0 0%	0 0%	0 0%	0 0%	2 1,71%
RECORTES CERO-GRUPO VERDE	0 0%	0 0%	0 0%	0 0%	0 0%
DI ÀLEG (C. RETIRADA)	0 0%	0 0%	0 0%	0 0%	0 0%
	Sant Llorenç de Morunys	Sant Martí de Riucorb	Sant Ramon	Sarroca de Bellera	Sarroca de Lleida
Escurtat	100%	100%	100%	100%	100%
Total votants	644 85,98%	479 85,84%	366 87,35%	95 83,33%	273 85,31%
Abstenció	105 14,02%	79 14,16%	53 12,65%	19 16,67%	47 14,69%
Vots nuls	4 0,62%	6 1,25%	5 1,37%	0 0%	1 0,37%
Vots en blanc	3 0,47%	5 1,04%	0 0%	0 0%	0 0%
Vots a candidatures	637 98,91%	468 97,70%	361 98,63%	95 100%	272 99,63%
Candidatures					
JUNTSxCAT	305 47,66%	179 37,84%	187 51,80%	46 48,42%	118 43,38%
ERC-CatSí	189 29,53%	149 31,50%	86 23,82%	17 17,89%	90 33,09%
C's	39 6,09%	50 10,57%	31 8,59%	19 20,00%	20 7,35%
PSC	20 3,13%	21 4,44%	11 3,05%	4 4,21%	15 5,51%
CUP	56 8,75%	37 7,82%	18 4,99%	4 4,21%	19 6,99%
PP	15 2,34%	20 4,23%	19 5,26%	3 3,16%	7 2,57%
CatComú-Podem	12 1,88%	11 2,33%	9 2,49%	2 2,11%	3 1,10%
PACMA	0 0%	1 0,21%	0 0%	0 0%	0 0%
PU M+J	0 0%	0 0%	0 0%	0 0%	0 0%
RECORTES CERO-GRUPO VERDE	1 0,16%	0 0%	0 0%	0 0%	0 0%
DI ÀLEG (C. RETIRADA)	0 0%	0 0%	0 0%	0 0%	0 0%

Municipis de Lleida

	Senterada		Sentiu de Sió, la		Seròs		Seu d'Urgell, la		Sidamon	
Escrutat	100%		100%		100%		100%		100%	
Total votants	89	79,46%	317	83,64%	1.005	83,26%	6.690	75,85%	479	85,84%
Abstenció	23	20,54%	62	16,36%	202	16,74%	2.130	24,15%	79	14,16%
Vots nuls	0	0%	1	0,32%	7	0,70%	25	0,37%	3	0,63%
Vots en blanc	0	0%	1	0,32%	4	0,40%	36	0,54%	2	0,42%
Vots a candidatures	89	100%	315	99,37%	994	98,91%	6.629	99,09%	474	98,96%
Candidatures										
JUNTSxCAT	39	43,82%	112	35,44%	362	36,27%	1.867	28,01%	186	39,08%
ERC-CatSí	22	24,72%	94	29,75%	341	34,17%	1.677	25,16%	108	22,69%
C's	3	3,37%	42	13,29%	136	13,63%	1.315	19,73%	67	14,08%
PSC	6	6,74%	18	5,70%	58	5,81%	784	11,76%	42	8,82%
CUP	6	6,74%	20	6,33%	30	3,01%	362	5,43%	26	5,46%
PP	1	1,12%	14	4,43%	32	3,21%	301	4,52%	21	4,41%
CatComú-Podem	12	13,48%	12	3,80%	28	2,81%	267	4,01%	20	4,20%
PACMA	0	0%	0	0%	5	0,50%	41	0,62%	2	0,42%
PU M+J	0	0%	3	0,95%	2	0,20%	9	0,14%	1	0,21%
RECORTES CERO-GRUPO VERDE	0	0%	0	0%	0	0%	6	0,09%	1	0,21%
DI ÀLEG (C. RETIRADA)	0	0%	0	0%	0	0%	0	0%	0	0%
	Soleràs, el		Solsona		Soriguera		Sort		Soses	
Escrutat	100%		100%		100%		100%		100%	
Total votants	214	83,92%	5.187	81,98%	262	80,86%	1.271	82,69%	918	83,38%
Abstenció	41	16,08%	1.140	18,02%	62	19,14%	266	17,31%	183	16,62%
Vots nuls	0	0%	17	0,33%	2	0,76%	11	0,87%	8	0,87%
Vots en blanc	2	0,93%	32	0,62%	1	0,38%	13	1,02%	3	0,33%
Vots a candidatures	212	99,07%	5.138	99,06%	259	98,85%	1.247	98,11%	907	98,80%
Candidatures										
JUNTSxCAT	102	47,66%	1.804	34,89%	68	26,15%	418	33,17%	442	48,57%
ERC-CatSí	79	36,92%	1.644	31,80%	76	29,23%	386	30,63%	233	25,60%
C's	11	5,14%	650	12,57%	15	5,77%	131	10,40%	94	10,33%
PSC	4	1,87%	342	6,62%	16	6,15%	93	7,38%	79	8,68%
CUP	8	3,74%	342	6,62%	69	26,54%	135	10,71%	16	1,76%
PP	1	0,47%	147	2,84%	3	1,15%	37	2,94%	23	2,53%
CatComú-Podem	7	3,27%	169	3,27%	10	3,85%	37	2,94%	17	1,87%
PACMA	0	0%	17	0,33%	0	0%	5	0,40%	2	0,22%
PU M+J	0	0%	16	0,31%	0	0%	3	0,24%	1	0,11%
RECORTES CERO-GRUPO VERDE	0	0%	7	0,14%	2	0,77%	2	0,16%	0	0%
DI ÀLEG (C. RETIRADA)	0	0%	0	0%	0	0%	0	0%	0	0%
	Sudanell		Sunyer		Talarn		Talavera		Tàrraga	
Escrutat	100%		100%		100%		100%		100%	
Total votants	555	81,86%	205	88,74%	280	79,10%	194	90,65%	8.614	80,04%
Abstenció	123	18,14%	26	11,26%	74	20,90%	20	9,35%	2.148	19,96%
Vots nuls	2	0,36%	0	0%	1	0,36%	0	0%	29	0,34%
Vots en blanc	1	0,18%	1	0,49%	1	0,36%	2	1,03%	68	0,79%
Vots a candidatures	552	99,46%	204	99,51%	278	99,29%	192	98,97%	8.517	98,87%
Candidatures										
JUNTSxCAT	195	35,26%	101	49,27%	67	24,01%	87	44,85%	3.251	37,87%
ERC-CatSí	185	33,45%	38	18,54%	76	27,24%	45	23,20%	2.267	26,41%
C's	62	11,21%	22	10,73%	67	24,01%	23	11,86%	1.198	13,95%
PSC	27	4,88%	12	5,85%	32	11,47%	10	5,15%	649	7,56%
CUP	47	8,50%	18	8,78%	19	6,81%	12	6,19%	508	5,92%
PP	20	3,62%	8	3,90%	8	2,87%	11	5,67%	258	3,01%
CatComú-Podem	15	2,71%	5	2,44%	7	2,51%	4	2,06%	337	3,93%
PACMA	0	0%	0	0%	2	0,72%	0	0%	36	0,42%
PU M+J	1	0,18%	0	0%	0	0%	0	0%	4	0,05%
RECORTES CERO-GRUPO VERDE	0	0%	0	0%	0	0%	0	0%	9	0,10%
DI ÀLEG (C. RETIRADA)	0	0%	0	0%	0	0%	0	0%	0	0%

Municipis de Lleida

	Tarrés		Tarroja de Segarra		Térmens		Tírvia		Tiurana	
Escrutat	100%		100%		100%		100%		100%	
Total votants	71	92,21%	128	89,51%	868	85,86%	104	83,20%	54	76,06%
Abstenció	6	7,79%	15	10,49%	143	14,14%	21	16,80%	17	23,94%
Vots nuls	0	0%	0	0%	5	0,58%	0	0%	0	0%
Vots en blanc	0	0%	0	0%	1	0,12%	2	1,92%	0	0%
Vots a candidatures	71	100%	128	100%	862	99,31%	102	98,08%	54	100%
Candidatures										
JUNTSxCAT	39	54,93%	41	32,03%	382	44,26%	40	38,46%	31	57,41%
ERC-CatSí	23	32,39%	40	31,25%	273	31,63%	36	34,62%	9	16,67%
C's	3	4,23%	12	9,38%	57	6,60%	3	2,88%	8	14,81%
PSC	2	2,82%	3	2,34%	41	4,75%	5	4,81%	0	0%
CUP	3	4,23%	21	16,41%	33	3,82%	12	11,54%	2	3,70%
PP	0	0%	8	6,25%	56	6,49%	4	3,85%	3	5,56%
CatComú-Podem	1	1,41%	3	2,34%	16	1,85%	0	0%	0	0%
PACMA	0	0%	0	0%	3	0,35%	2	1,92%	1	1,85%
PU M+J	0	0%	0	0%	1	0,12%	0	0%	0	0%
RECORTES CERO-GRUPO VERDE	0	0%	0	0%	0	0%	0	0%	0	0%
DI ÀLEG (C. RETIRADA)	0	0%	0	0%	0	0%	0	0%	0	0%
	Torà		Torms, els		Tornabous		Torre de Cabdella, la		Torrebesses	
Escrutat	100%		100%		100%		100%		100%	
Total votants	791	85,79%	110	89,43%	472	85,97%	546	84,26%	214	86,99%
Abstenció	131	14,21%	13	10,57%	77	14,03%	102	15,74%	32	13,01%
Vots nuls	7	0,88%	1	0,91%	4	0,85%	6	1,10%	1	0,47%
Vots en blanc	3	0,38%	0	0%	0	0%	2	0,37%	4	1,87%
Vots a candidatures	781	98,74%	109	99,09%	468	99,15%	538	98,53%	209	97,66%
Candidatures										
JUNTSxCAT	368	46,94%	52	47,71%	205	43,80%	246	45,56%	90	42,25%
ERC-CatSí	226	28,83%	38	34,86%	162	34,62%	158	29,26%	63	29,58%
C's	51	6,51%	3	2,75%	40	8,55%	33	6,11%	18	8,45%
PSC	35	4,46%	3	2,75%	20	4,27%	36	6,67%	5	2,35%
CUP	65	8,29%	8	7,34%	21	4,49%	43	7,96%	17	7,98%
PP	19	2,42%	1	0,92%	16	3,42%	6	1,11%	2	0,94%
CatComú-Podem	16	2,04%	2	1,83%	3	0,64%	14	2,59%	14	6,57%
PACMA	0	0%	2	1,83%	1	0,21%	1	0,19%	0	0%
PU M+J	1	0,13%	0	0%	0	0%	1	0,19%	0	0%
RECORTES CERO-GRUPO VERDE	0	0%	0	0%	0	0%	0	0%	0	0%
DI ÀLEG (C. RETIRADA)	0	0%	0	0%	0	0%	0	0%	0	0%
	Torrefarrera		Torrefeta i Florejacs		Torregrossa		Torrelameu		Torres de Segre	
Escrutat	100%		100%		100%		100%		100%	
Total votants	2.609	84,35%	429	86,49%	1.305	83,65%	429	86,84%	1.133	83,99%
Abstenció	484	15,65%	67	13,51%	255	16,35%	65	13,16%	216	16,01%
Vots nuls	5	0,19%	3	0,70%	11	0,84%	0	0%	5	0,44%
Vots en blanc	14	0,54%	1	0,23%	7	0,54%	1	0,23%	2	0,18%
Vots a candidatures	2.590	99,27%	425	99,07%	1.287	98,62%	428	99,77%	1.126	99,38%
Candidatures										
JUNTSxCAT	927	35,60%	170	39,91%	447	34,54%	149	34,73%	404	35,82%
ERC-CatSí	693	26,61%	129	30,28%	408	31,53%	176	41,03%	332	29,43%
C's	475	18,24%	44	10,33%	163	12,60%	40	9,32%	132	11,70%
PSC	205	7,87%	11	2,58%	121	9,35%	19	4,43%	107	9,49%
CUP	80	3,07%	40	9,39%	33	2,55%	15	3,50%	53	4,70%
PP	77	2,96%	15	3,52%	75	5,80%	16	3,73%	51	4,52%
CatComú-Podem	106	4,07%	15	3,52%	34	2,63%	10	2,33%	38	3,37%
PACMA	21	0,81%	0	0%	5	0,39%	2	0,47%	5	0,44%
PU M+J	3	0,12%	0	0%	1	0,08%	1	0,23%	3	0,27%
RECORTES CERO-GRUPO VERDE	3	0,12%	1	0,23%	0	0%	0	0%	1	0,09%
DI ÀLEG (C. RETIRADA)	0	0%	0	0%	0	0%	0	0%	0	0%

Municipis de Lleida

	Torre-serona		Trepmp		Vall de Boí, la		Vall de Cardós		Vallbona de les Monges	
Escrutat	100%		100%		100%		100%		100%	
Total votants	233	85,35%	3.274	77,07%	657	81,21%	245	83,05%	172	87,31%
Abstenció	40	14,65%	974	22,93%	152	18,79%	50	16,95%	25	12,69%
Vots nuls	0	0%	12	0,37%	5	0,76%	0	0%	1	0,58%
Vots en blanc	0	0%	20	0,61%	4	0,61%	2	0,82%	0	0%
Vots a candidatures	233	100%	3.242	99,02%	648	98,63%	243	99,18%	171	99,42%
Candidatures										
JUNTSxCAT	79	33,91%	1.266	38,81%	228	34,97%	66	26,94%	87	50,88%
ERC-CatSí	71	30,47%	774	23,73%	245	37,58%	94	38,37%	41	23,98%
C's	33	14,16%	464	14,22%	29	4,45%	24	9,80%	16	9,36%
PSC	20	8,58%	281	8,61%	32	4,91%	16	6,53%	3	1,75%
CUP	7	3,00%	175	5,36%	69	10,58%	25	10,20%	14	8,19%
PP	10	4,29%	119	3,65%	6	0,92%	9	3,67%	3	1,75%
CatComú-Podem	12	5,15%	140	4,29%	34	5,21%	7	2,86%	7	4,09%
PACMA	1	0,43%	17	0,52%	3	0,46%	2	0,82%	0	0%
PU M+J	0	0%	1	0,03%	2	0,31%	0	0%	0	0%
RECORTES CERO-GRUPO VERDE	0	0%	5	0,15%	0	0%	0	0%	0	0%
DIÀLEG (C. RETIRADA)	0	0%	0	0%	0	0%	0	0%	0	0%
	Vallfogona de Balaguer		Valls d'Aguilar, les		Valls de Valira, les		Vansa i Fórnsols, la		Verdú	
Escrutat	100%		100%		100%		100%		100%	
Total votants	1.186	85,88%	158	75,24%	383	64,37%	123	82,55%	576	82,40%
Abstenció	195	14,12%	52	24,76%	212	35,63%	26	17,45%	123	17,60%
Vots nuls	4	0,34%	3	1,90%	1	0,26%	1	0,81%	6	1,04%
Vots en blanc	5	0,42%	0	0%	3	0,78%	1	0,81%	3	0,52%
Vots a candidatures	1.177	99,24%	155	98,10%	379	98,96%	121	98,37%	567	98,44%
Candidatures										
JUNTSxCAT	370	31,30%	62	40,00%	137	35,86%	55	45,08%	258	45,26%
ERC-CatSí	379	32,06%	57	36,77%	104	27,23%	35	28,69%	142	24,91%
C's	169	14,30%	9	5,81%	66	17,28%	6	4,92%	65	11,40%
PSC	104	8,80%	17	10,97%	22	5,76%	2	1,64%	30	5,26%
CUP	43	3,64%	4	2,58%	14	3,66%	17	13,93%	24	4,21%
PP	70	5,92%	1	0,65%	10	2,62%	2	1,64%	23	4,04%
CatComú-Podem	35	2,96%	4	2,58%	23	6,02%	4	3,28%	20	3,51%
PACMA	3	0,25%	0	0%	0	0%	0	0%	3	0,53%
PU M+J	3	0,25%	0	0%	1	0,26%	0	0%	2	0,35%
RECORTES CERO-GRUPO VERDE	1	0,08%	1	0,65%	2	0,52%	0	0%	0	0%
DIÀLEG (C. RETIRADA)	0	0%	0	0%	0	0%	0	0%	0	0%
	Vielha e Mijaran		Vilagrassa		Vilaller		Vilamòs		Vilanova de Bellpuig	
Escrutat	100%		100%		100%		100%		100%	
Total votants	2.734	74,01%	309	86,80%	344	80,56%	91	70,54%	750	86,81%
Abstenció	960	25,99%	47	13,20%	83	19,44%	38	29,46%	114	13,19%
Vots nuls	19	0,69%	0	0%	1	0,29%	0	0%	0	0%
Vots en blanc	13	0,48%	0	0%	0	0%	0	0%	1	0,13%
Vots a candidatures	2.702	98,83%	309	100%	343	99,71%	91	100%	749	99,87%
Candidatures										
JUNTSxCAT	387	14,25%	119	38,51%	79	23,03%	9	9,89%	395	52,67%
ERC-CatSí	369	13,59%	94	30,42%	91	26,53%	14	15,38%	208	27,73%
C's	885	32,60%	44	14,24%	59	17,20%	43	47,25%	25	3,33%
PSC	530	19,52%	18	5,83%	53	15,45%	15	16,48%	31	4,13%
CUP	72	2,65%	17	5,50%	23	6,71%	3	3,30%	53	7,07%
PP	224	8,25%	11	3,56%	9	2,62%	3	3,30%	24	3,20%
CatComú-Podem	199	7,33%	4	1,29%	26	7,58%	4	4,40%	13	1,73%
PACMA	23	0,85%	0	0%	2	0,58%	0	0%	0	0%
PU M+J	8	0,29%	2	0,65%	1	0,29%	0	0%	0	0%
RECORTES CERO-GRUPO VERDE	5	0,18%	0	0%	0	0%	0	0%	0	0%
DIÀLEG (C. RETIRADA)	0	0%	0	0%	0	0%	0	0%	0	0%

Municipis de Lleida

	Vilanova de la Barca		Vilanova de l'Aguda		Vilanova de Meià		Vilanova de Segrià		Vila-sana	
Escrutat	100%		100%		100%		100%		100%	
Total votants	627	86,01%	153	86,44%	287	85,42%	580	83,09%	452	83,39%
Abstenció	102	13,99%	24	13,56%	49	14,58%	118	16,91%	90	16,61%
Vots nuls	4	0,64%	0	0%	4	1,39%	1	0,17%	2	0,44%
Vots en blanc	2	0,32%	2	1,31%	1	0,35%	1	0,17%	3	0,66%
Vots a candidatures	621	99,04%	151	98,69%	282	98,26%	578	99,66%	447	98,89%
Candidatures										
JUNTSxCAT	242	38,84%	42	27,45%	105	37,10%	208	35,92%	206	45,78%
ERC-CatSí	156	25,04%	57	37,25%	110	38,87%	187	32,30%	119	26,44%
C's	73	11,72%	22	14,38%	11	3,89%	86	14,85%	44	9,78%
PSC	56	8,99%	6	3,92%	14	4,95%	26	4,49%	30	6,67%
CUP	23	3,69%	9	5,88%	20	7,07%	27	4,66%	17	3,78%
PP	34	5,46%	12	7,84%	17	6,01%	25	4,32%	14	3,11%
CatComú-Podem	31	4,98%	2	1,31%	5	1,77%	12	2,07%	15	3,33%
PACMA	4	0,64%	0	0%	0	0%	4	0,69%	2	0,44%
PU M+J	1	0,16%	1	0,65%	0	0%	0	0%	0	0%
RECORTES CERO-GRUPO VERDE	1	0,16%	0	0%	0	0%	3	0,52%	0	0%
DIÀLEG (C. RETIRADA)	0	0%	0	0%	0	0%	0	0%	0	0%

	Vilosell, el		Vinaixa	
Escrutat	100%		100%	
Total votants	127	84,67%	352	85,85%
Abstenció	23	15,33%	58	14,15%
Vots nuls	0	0%	0	0%
Vots en blanc	2	1,57%	3	0,85%
Vots a candidatures	125	98,43%	349	99,15%
Candidatures				
JUNTSxCAT	51	40,16%	125	35,51%
ERC-CatSí	48	37,80%	110	31,25%
C's	9	7,09%	53	15,06%
PSC	4	3,15%	15	4,26%
CUP	7	5,51%	22	6,25%
PP	2	1,57%	7	1,99%
CatComú-Podem	4	3,15%	16	4,55%
PACMA	0	0%	0	0%
PU M+J	0	0%	1	0,28%
RECORTES CERO-GRUPO VERDE	0	0%	0	0%
DIÀLEG (C. RETIRADA)	0	0%	0	0%

Municipis de Tarragona

	Residents absents		Aiguamúrcia		Albinyana		Albiol, l'		Alcanar	
Escurtat	100%		100%		100%		100%		100%	
Total votants	2.419	14,15%	552	80,94%	1.436	78,60%	270	80,60%	4.925	78,77%
Abstenció	14.676	85,85%	130	19,06%	391	21,40%	65	19,40%	1.327	21,23%
Vots nuls	14	0,58%	3	0,54%	20	1,39%	0	0%	33	0,67%
Vots en blanc	12	0,50%	0	0%	4	0,28%	0	0%	30	0,61%
Vots a candidatures	2.393	98,93%	549	99,46%	1.412	98,33%	270	100%	4.862	98,72%
Candidatures										
C's	606	25,20%	82	14,94%	503	35,52%	69	25,56%	759	15,52%
ERC-CatSí	521	21,66%	158	28,78%	222	15,68%	65	24,07%	2.002	40,92%
JUNTSxCAT	539	22,41%	179	32,60%	227	16,03%	61	22,59%	975	19,93%
PSC	247	10,27%	42	7,65%	259	18,29%	33	12,22%	383	7,83%
CatComú-Podem	161	6,69%	37	6,74%	90	6,36%	15	5,56%	229	4,68%
PP	163	6,78%	15	2,73%	48	3,39%	8	2,96%	268	5,48%
CUP	128	5,32%	31	5,65%	38	2,68%	18	6,67%	228	4,66%
PACMA	16	0,67%	4	0,73%	21	1,48%	1	0,37%	15	0,31%
RECORTES CERO-GRUPO VERDE	12	0,50%	1	0,18%	4	0,28%	0	0%	3	0,06%
DIÀLEG (C. RETIRADA)	0	0%	0	0%	0	0%	0	0%	0	0%

	Alcover		Aldea, l'		Aldover		Aleixar, l'		Alfara de Carles	
Escurtat	100%		100%		100%		100%		100%	
Total votants	3.007	82,11%	2.203	76,49%	526	79,10%	545	86,23%	220	73,09%
Abstenció	655	17,89%	677	23,51%	139	20,90%	87	13,77%	81	26,91%
Vots nuls	5	0,17%	22	1,00%	3	0,57%	0	0%	0	0%
Vots en blanc	15	0,50%	27	1,23%	6	1,14%	2	0,37%	0	0%
Vots a candidatures	2.987	99,33%	2.154	97,78%	517	98,29%	543	99,63%	220	100%
Candidatures										
C's	654	21,79%	335	15,36%	49	9,37%	98	17,98%	55	25,00%
ERC-CatSí	721	24,02%	860	39,43%	153	29,25%	164	30,09%	40	18,18%
JUNTSxCAT	871	29,01%	527	24,16%	169	32,31%	185	33,94%	77	35,00%
PSC	290	9,66%	198	9,08%	54	10,33%	25	4,59%	20	9,09%
CatComú-Podem	136	4,53%	92	4,22%	16	3,06%	20	3,67%	5	2,27%
PP	105	3,50%	96	4,40%	41	7,84%	13	2,39%	15	6,82%
CUP	185	6,16%	39	1,79%	33	6,31%	34	6,24%	8	3,64%
PACMA	23	0,77%	6	0,28%	2	0,38%	3	0,55%	0	0%
RECORTES CERO-GRUPO VERDE	2	0,07%	1	0,05%	0	0%	1	0,18%	0	0%
DIÀLEG (C. RETIRADA)	0	0%	0	0%	0	0%	0	0%	0	0%

	Alforja		Alió		Almóster		Altafulla		Ametlla de Mar, l'	
Escurtat	100%		100%		100%		100%		100%	
Total votants	1.119	81,86%	289	90,31%	956	89,51%	3.130	86,90%	3.459	79,48%
Abstenció	248	18,14%	31	9,69%	112	10,49%	472	13,10%	893	20,52%
Vots nuls	5	0,45%	1	0,35%	3	0,31%	18	0,58%	8	0,23%
Vots en blanc	7	0,63%	2	0,69%	2	0,21%	24	0,77%	15	0,43%
Vots a candidatures	1.107	98,93%	286	98,96%	951	99,48%	3.088	98,66%	3.436	99,34%
Candidatures										
C's	183	16,43%	40	13,89%	154	16,16%	749	24,07%	564	16,34%
ERC-CatSí	332	29,80%	76	26,39%	263	27,60%	773	24,84%	1.270	36,80%
JUNTSxCAT	324	29,08%	106	36,81%	350	36,73%	694	22,30%	869	25,18%
PSC	92	8,26%	26	9,03%	54	5,67%	391	12,56%	277	8,03%
CatComú-Podem	53	4,76%	13	4,51%	31	3,25%	204	6,56%	153	4,43%
PP	19	1,71%	9	3,13%	26	2,73%	112	3,60%	139	4,03%
CUP	90	8,08%	15	5,21%	70	7,35%	137	4,40%	146	4,23%
PACMA	12	1,08%	0	0%	2	0,21%	23	0,74%	17	0,49%
RECORTES CERO-GRUPO VERDE	2	0,18%	1	0,35%	1	0,10%	5	0,16%	1	0,03%
DIÀLEG (C. RETIRADA)	0	0%	0	0%	0	0%	0	0%	0	0%

Municipis de Tarragona

	Ampolla, l'		Amposta		Arboç, l'		Arbolí		Argentera, l'	
Escurtat	100%		100%		100%		100%		100%	
Total votants	1.734	81,37%	11.221	78,48%	2.821	82,41%	92	90,20%	110	91,67%
Abstenció	397	18,63%	3.076	21,52%	602	17,59%	10	9,80%	10	8,33%
Vots nuls	9	0,52%	75	0,67%	19	0,67%	0	0%	0	0%
Vots en blanc	4	0,23%	72	0,64%	9	0,32%	1	1,09%	1	0,91%
Vots a candidatures	1.721	99,25%	11.074	98,69%	2.793	99,01%	91	98,91%	109	99,09%
Candidatures										
C's	295	17,10%	1.836	16,47%	788	28,12%	1	1,09%	0	0%
ERC-CatSí	471	27,30%	4.425	39,70%	478	17,06%	38	41,30%	41	37,27%
JUNTSxCAT	631	36,58%	2.442	21,91%	515	18,38%	37	40,22%	44	40,00%
PSC	126	7,30%	991	8,89%	557	19,88%	1	1,09%	4	3,64%
CatComú-Podem	61	3,54%	585	5,25%	181	6,46%	3	3,26%	2	1,82%
PP	66	3,83%	370	3,32%	102	3,64%	0	0%	2	1,82%
CUP	68	3,94%	374	3,36%	142	5,07%	11	11,96%	13	11,82%
PACMA	1	0,06%	32	0,29%	29	1,03%	0	0%	3	2,73%
RECORTES CERO-GRUPO VERDE	2	0,12%	19	0,17%	1	0,04%	0	0%	0	0%
DIÀLEG (C. RETIRADA)	0	0%	0	0%	0	0%	0	0%	0	0%

	Arnes		Ascó		Banyeres del Penedès		Barberà de la Conca		Batea	
Escurtat	100%		100%		100%		100%		100%	
Total votants	339	84,96%	1.110	81,68%	1.911	85,39%	283	82,03%	1.217	83,59%
Abstenció	60	15,04%	249	18,32%	327	14,61%	62	17,97%	239	16,41%
Vots nuls	6	1,77%	11	0,99%	8	0,42%	1	0,35%	11	0,90%
Vots en blanc	0	0%	6	0,54%	9	0,47%	1	0,35%	13	1,07%
Vots a candidatures	333	98,23%	1.093	98,47%	1.894	99,11%	281	99,29%	1.193	98,03%
Candidatures										
C's	30	9,01%	173	15,74%	617	32,42%	44	15,60%	236	19,57%
ERC-CatSí	103	30,93%	355	32,30%	338	17,76%	57	20,21%	372	30,85%
JUNTSxCAT	148	44,44%	336	30,57%	357	18,76%	121	42,91%	255	21,14%
PSC	11	3,30%	84	7,64%	314	16,50%	24	8,51%	140	11,61%
CatComú-Podem	20	6,01%	36	3,28%	129	6,78%	8	2,84%	57	4,73%
PP	10	3,00%	53	4,82%	43	2,26%	4	1,42%	98	8,13%
CUP	11	3,30%	47	4,28%	64	3,36%	22	7,80%	34	2,82%
PACMA	0	0%	7	0,64%	31	1,63%	1	0,35%	0	0%
RECORTES CERO-GRUPO VERDE	0	0%	2	0,18%	1	0,05%	0	0%	1	0,08%
DIÀLEG (C. RETIRADA)	0	0%	0	0%	0	0%	0	0%	0	0%

	Bellmunt del Priorat		Bellvei		Benifallet		Benissanet		Bisbal de Falset, la	
Escurtat	100%		100%		100%		100%		100%	
Total votants	204	90,67%	1.259	79,99%	495	82,78%	676	87,56%	142	85,54%
Abstenció	21	9,33%	315	20,01%	103	17,22%	96	12,44%	24	14,46%
Vots nuls	0	0%	13	1,03%	6	1,21%	3	0,44%	0	0%
Vots en blanc	1	0,49%	5	0,40%	5	1,01%	3	0,44%	1	0,70%
Vots a candidatures	203	99,51%	1.241	98,57%	484	97,78%	670	99,11%	141	99,30%
Candidatures										
C's	22	10,78%	423	33,95%	71	14,52%	59	8,77%	3	2,11%
ERC-CatSí	71	34,80%	250	20,06%	184	37,63%	285	42,35%	30	21,13%
JUNTSxCAT	55	26,96%	203	16,29%	90	18,40%	230	34,18%	90	63,38%
PSC	25	12,25%	176	14,13%	70	14,31%	27	4,01%	8	5,63%
CatComú-Podem	4	1,96%	74	5,94%	21	4,29%	12	1,78%	1	0,70%
PP	6	2,94%	54	4,33%	27	5,52%	35	5,20%	4	2,82%
CUP	20	9,80%	45	3,61%	20	4,09%	20	2,97%	4	2,82%
PACMA	0	0%	13	1,04%	0	0%	2	0,30%	1	0,70%
RECORTES CERO-GRUPO VERDE	0	0%	3	0,24%	1	0,20%	0	0%	0	0%
DIÀLEG (C. RETIRADA)	0	0%	0	0%	0	0%	0	0%	0	0%

Municipis de Tarragona

	Bisbal del Penedès, la		Blancafort		Bonastre		Borges del Camp, les		Bot	
Escrutat	100%		100%		100%		100%		100%	
Total votants	2.114	77,63%	274	88,96%	382	81,97%	1.242	84,60%	426	84,69%
Abstenció	609	22,37%	34	11,04%	84	18,03%	226	15,40%	77	15,31%
Vots nuls	25	1,18%	1	0,36%	4	1,05%	1	0,08%	2	0,47%
Vots en blanc	11	0,52%	0	0%	3	0,79%	2	0,16%	2	0,47%
Vots a candidatures	2.078	98,30%	273	99,64%	375	98,17%	1.239	99,76%	422	99,06%
Candidatures										
C's	593	28,39%	18	6,59%	74	19,58%	185	14,91%	49	11,56%
ERC-CatSí	411	19,67%	128	46,89%	104	27,51%	340	27,40%	123	29,01%
JUNTSxCAT	484	23,17%	84	30,77%	106	28,04%	510	41,10%	144	33,96%
PSC	260	12,45%	9	3,30%	35	9,26%	79	6,37%	50	11,79%
CatComú-Podem	105	5,03%	7	2,56%	19	5,03%	36	2,90%	20	4,72%
PP	65	3,11%	3	1,10%	6	1,59%	33	2,66%	16	3,77%
CUP	129	6,18%	23	8,42%	23	6,08%	52	4,19%	20	4,72%
PACMA	25	1,20%	1	0,37%	7	1,85%	3	0,24%	0	0%
RECORTES CERO-GRUPO VERDE	6	0,29%	0	0%	1	0,26%	1	0,08%	0	0%
DIÀLEG (C. RETIRADA)	0	0%	0	0%	0	0%	0	0%	0	0%

	Botarell		Bràfim		Cabacés		Cabra del Camp		Calafell	
Escrutat	100%		100%		100%		100%		100%	
Total votants	655	84,73%	411	85,80%	210	90,13%	638	75,32%	12.955	75,40%
Abstenció	118	15,27%	68	14,20%	23	9,87%	209	24,68%	4.227	24,60%
Vots nuls	2	0,31%	2	0,49%	0	0%	7	1,10%	108	0,83%
Vots en blanc	4	0,61%	3	0,73%	6	2,86%	4	0,63%	56	0,43%
Vots a candidatures	649	99,08%	406	98,78%	204	97,14%	627	98,28%	12.791	98,73%
Candidatures										
C's	113	17,30%	58	14,18%	17	8,10%	160	25,36%	4.080	31,76%
ERC-CatSí	194	29,71%	127	31,05%	63	30,00%	161	25,52%	2.563	19,95%
JUNTSxCAT	207	31,70%	144	35,21%	93	44,29%	163	25,83%	2.040	15,88%
PSC	54	8,27%	28	6,85%	6	2,86%	62	9,83%	1.951	15,19%
CatComú-Podem	30	4,59%	12	2,93%	6	2,86%	28	4,44%	888	6,91%
PP	13	1,99%	21	5,13%	6	2,86%	11	1,74%	689	5,36%
CUP	31	4,75%	13	3,18%	12	5,71%	34	5,39%	383	2,98%
PACMA	5	0,77%	3	0,73%	1	0,48%	8	1,27%	167	1,30%
RECORTES CERO-GRUPO VERDE	2	0,31%	0	0%	0	0%	0	0%	30	0,23%
DIÀLEG (C. RETIRADA)	0	0%	0	0%	0	0%	0	0%	0	0%

	Camarles		Cambrils		Canonja, la		Capafonts		Capçanes	
Escrutat	100%		100%		100%		100%		100%	
Total votants	1.827	77,19%	17.266	80,07%	3.603	82,56%	79	88,76%	302	92,92%
Abstenció	540	22,81%	4.297	19,93%	761	17,44%	10	11,24%	23	7,08%
Vots nuls	8	0,44%	76	0,44%	8	0,22%	0	0%	1	0,33%
Vots en blanc	10	0,55%	58	0,34%	11	0,31%	0	0%	2	0,66%
Vots a candidatures	1.809	99,01%	17.132	99,22%	3.584	99,47%	79	100%	299	99,01%
Candidatures										
C's	205	11,27%	6.095	35,46%	1.511	42,03%	9	11,39%	12	3,99%
ERC-CatSí	747	41,07%	3.489	20,30%	368	10,24%	30	37,97%	109	36,21%
JUNTSxCAT	523	28,75%	3.122	18,16%	346	9,62%	24	30,38%	107	35,55%
PSC	153	8,41%	1.981	11,52%	786	21,86%	3	3,80%	10	3,32%
CatComú-Podem	50	2,75%	944	5,49%	235	6,54%	2	2,53%	13	4,32%
PP	81	4,45%	800	4,65%	179	4,98%	0	0%	13	4,32%
CUP	44	2,42%	532	3,09%	96	2,67%	11	13,92%	34	11,30%
PACMA	5	0,27%	135	0,79%	54	1,50%	0	0%	1	0,33%
RECORTES CERO-GRUPO VERDE	1	0,05%	34	0,20%	9	0,25%	0	0%	0	0%
DIÀLEG (C. RETIRADA)	0	0%	0	0%	0	0%	0	0%	0	0%

Municipis de Tarragona

	Caseres		Castellvell del Camp		Catllar, el		Colldejou		Conesa	
Escurtat	100%		100%		100%		100%		100%	
Total votants	167	79,90%	1.910	88,18%	2.659	83,72%	133	91,72%	83	89,25%
Abstenció	42	20,10%	256	11,82%	517	16,28%	12	8,28%	10	10,75%
Vots nuls	0	0%	3	0,16%	7	0,26%	0	0%	0	0%
Vots en blanc	1	0,60%	14	0,73%	13	0,49%	0	0%	4	4,82%
Vots a candidatures	166	99,40%	1.893	99,11%	2.639	99,25%	133	100%	79	95,18%
Candidatures										
C's	33	19,76%	416	21,81%	802	30,24%	7	5,26%	5	6,02%
ERC-CatSí	49	29,34%	523	27,43%	580	21,87%	43	32,33%	27	32,53%
JUNTSxCAT	24	14,37%	600	31,46%	492	18,55%	61	45,86%	31	37,35%
PSC	25	14,97%	155	8,13%	344	12,97%	4	3,01%	2	2,41%
CatComú-Podem	9	5,39%	65	3,41%	182	6,86%	6	4,51%	4	4,82%
PP	21	12,57%	45	2,36%	68	2,56%	2	1,50%	0	0%
CUP	4	2,40%	78	4,09%	135	5,09%	10	7,52%	10	12,05%
PACMA	0	0%	9	0,47%	30	1,13%	0	0%	0	0%
RECORTES CERO-GRUPO VERDE	1	0,60%	2	0,10%	6	0,23%	0	0%	0	0%
DIÀLEG (C. RETIRADA)	0	0%	0	0%	0	0%	0	0%	0	0%

	Constantí		Corbera d'Ebre		Cornudella de Montsant		Creixell		Cunit	
Escurtat	100%		100%		100%		100%		100%	
Total votants	3.184	76,14%	648	83,61%	656	89,99%	1.904	75,35%	6.575	75,55%
Abstenció	998	23,86%	127	16,39%	73	10,01%	623	24,65%	2.128	24,45%
Vots nuls	17	0,53%	7	1,08%	1	0,15%	8	0,42%	89	1,35%
Vots en blanc	23	0,72%	5	0,77%	1	0,15%	5	0,26%	17	0,26%
Vots a candidatures	3.144	98,74%	636	98,15%	654	99,70%	1.891	99,32%	6.469	98,39%
Candidatures										
C's	1.195	37,73%	97	15,13%	40	6,11%	632	33,33%	2.392	36,88%
ERC-CatSí	570	18,00%	202	31,51%	268	40,92%	373	19,67%	1.088	16,77%
JUNTSxCAT	361	11,40%	161	25,12%	229	34,96%	318	16,77%	698	10,76%
PSC	579	18,28%	58	9,05%	21	3,21%	264	13,92%	1.169	18,02%
CatComú-Podem	157	4,96%	33	5,15%	18	2,75%	133	7,01%	538	8,29%
PP	177	5,59%	50	7,80%	11	1,68%	112	5,91%	317	4,89%
CUP	73	2,31%	26	4,06%	63	9,62%	42	2,22%	175	2,70%
PACMA	27	0,85%	8	1,25%	3	0,46%	16	0,84%	72	1,11%
RECORTES CERO-GRUPO VERDE	5	0,16%	1	0,16%	1	0,15%	1	0,05%	20	0,31%
DIÀLEG (C. RETIRADA)	0	0%	0	0%	0	0%	0	0%	0	0%

	Deltebre		Duesaigües		Espuga de Francolí, l'		Falset		Fatarella, la	
Escurtat	100%		100%		100%		100%		100%	
Total votants	6.573	75,38%	170	90,91%	2.320	82,95%	1.693	85,72%	690	82,83%
Abstenció	2.147	24,62%	17	9,09%	477	17,05%	282	14,28%	143	17,17%
Vots nuls	47	0,72%	1	0,59%	9	0,39%	4	0,24%	3	0,43%
Vots en blanc	47	0,72%	1	0,59%	9	0,39%	8	0,47%	5	0,72%
Vots a candidatures	6.479	98,57%	168	98,82%	2.302	99,22%	1.681	99,29%	682	98,84%
Candidatures										
C's	680	10,42%	13	7,69%	234	10,13%	151	8,94%	62	9,02%
ERC-CatSí	2.329	35,69%	52	30,77%	741	32,06%	547	32,39%	275	40,03%
JUNTSxCAT	2.274	34,85%	54	31,95%	898	38,86%	679	40,20%	210	30,57%
PSC	434	6,65%	11	6,51%	171	7,40%	141	8,35%	40	5,82%
CatComú-Podem	212	3,25%	8	4,73%	65	2,81%	38	2,25%	8	1,16%
PP	316	4,84%	6	3,55%	65	2,81%	28	1,66%	40	5,82%
CUP	210	3,22%	23	13,61%	117	5,06%	88	5,21%	46	6,70%
PACMA	14	0,21%	1	0,59%	10	0,43%	8	0,47%	0	0%
RECORTES CERO-GRUPO VERDE	10	0,15%	0	0%	1	0,04%	1	0,06%	1	0,15%
DIÀLEG (C. RETIRADA)	0	0%	0	0%	0	0%	0	0%	0	0%

Municipis de Tarragona

	Febró, la		Figuera, la		Figuerola del Camp		Flix		Forès	
Escrutat	100%		100%		100%		100%		100%	
Total votants	32	84,21%	83	91,21%	223	90,28%	2.337	83,64%	36	83,72%
Abstenció	6	15,79%	8	8,79%	24	9,72%	457	16,36%	7	16,28%
Vots nuls	0	0%	0	0%	1	0,45%	10	0,43%	2	5,56%
Vots en blanc	0	0%	0	0%	0	0%	9	0,39%	0	0%
Vots a candidatures	32	100%	83	100%	222	99,55%	2.318	99,19%	34	94,44%
Candidatures										
C's	1	3,13%	9	10,84%	13	5,86%	214	9,20%	3	8,82%
ERC-CatSí	10	31,25%	32	38,55%	75	33,78%	846	36,36%	5	14,71%
JUNTSxCAT	15	46,88%	31	37,35%	101	45,50%	705	30,30%	21	61,76%
PSC	2	6,25%	1	1,20%	13	5,86%	201	8,64%	2	5,88%
CatComú-Podem	1	3,13%	4	4,82%	2	0,90%	98	4,21%	0	0%
PP	0	0%	0	0%	3	1,35%	72	3,09%	2	5,88%
CUP	3	9,38%	6	7,23%	15	6,76%	180	7,74%	1	2,94%
PACMA	0	0%	0	0%	0	0%	2	0,09%	0	0%
RECORTES CERO-GRUPO VERDE	0	0%	0	0%	0	0%	0	0%	0	0%
DIÀLEG (C. RETIRADA)	0	0%	0	0%	0	0%	0	0%	0	0%

	Freginals		Galera, la		Gandesa		Garcia		Garidells, els	
Escrutat	100%		100%		100%		100%		100%	
Total votants	237	88,43%	417	77,22%	1.677	83,35%	319	83,51%	139	87,97%
Abstenció	31	11,57%	123	22,78%	335	16,65%	63	16,49%	19	12,03%
Vots nuls	0	0%	3	0,72%	5	0,30%	5	1,57%	0	0%
Vots en blanc	8	3,38%	1	0,24%	14	0,83%	2	0,63%	3	2,16%
Vots a candidatures	229	96,62%	413	99,04%	1.658	98,87%	312	97,81%	136	97,84%
Candidatures										
C's	38	16,03%	75	18,12%	250	14,95%	21	6,69%	13	9,35%
ERC-CatSí	57	24,05%	110	26,57%	498	29,78%	117	37,26%	47	33,81%
JUNTSxCAT	63	26,58%	117	28,26%	581	34,75%	121	38,54%	45	32,37%
PSC	34	14,35%	33	7,97%	126	7,54%	17	5,41%	10	7,19%
CatComú-Podem	13	5,49%	17	4,11%	52	3,11%	13	4,14%	11	7,91%
PP	14	5,91%	39	9,42%	77	4,61%	10	3,18%	1	0,72%
CUP	8	3,38%	22	5,31%	71	4,25%	13	4,14%	8	5,76%
PACMA	2	0,84%	0	0%	1	0,06%	0	0%	0	0%
RECORTES CERO-GRUPO VERDE	0	0%	0	0%	2	0,12%	0	0%	1	0,72%
DIÀLEG (C. RETIRADA)	0	0%	0	0%	0	0%	0	0%	0	0%

	Ginestar		Godall		Gratallops		Guiamets, els		Horta de Sant Joan	
Escrutat	100%		100%		100%		100%		100%	
Total votants	479	88,54%	388	77,91%	158	87,78%	214	86,99%	778	86,64%
Abstenció	62	11,46%	110	22,09%	22	12,22%	32	13,01%	120	13,36%
Vots nuls	1	0,21%	1	0,26%	0	0%	0	0%	8	1,03%
Vots en blanc	2	0,42%	5	1,29%	2	1,27%	0	0%	6	0,77%
Vots a candidatures	476	99,37%	382	98,45%	156	98,73%	214	100%	764	98,20%
Candidatures										
C's	31	6,49%	79	20,41%	16	10,13%	13	6,07%	117	15,19%
ERC-CatSí	241	50,42%	104	26,87%	50	31,65%	85	39,72%	183	23,77%
JUNTSxCAT	141	29,50%	43	11,11%	47	29,75%	53	24,77%	269	34,94%
PSC	23	4,81%	82	21,19%	12	7,59%	15	7,01%	54	7,01%
CatComú-Podem	17	3,56%	12	3,10%	6	3,80%	4	1,87%	32	4,16%
PP	7	1,46%	47	12,14%	4	2,53%	4	1,87%	54	7,01%
CUP	16	3,35%	15	3,88%	20	12,66%	38	17,76%	54	7,01%
PACMA	0	0%	0	0%	1	0,63%	1	0,47%	1	0,13%
RECORTES CERO-GRUPO VERDE	0	0%	0	0%	0	0%	1	0,47%	0	0%
DIÀLEG (C. RETIRADA)	0	0%	0	0%	0	0%	0	0%	0	0%

Municipis de Tarragona

	Lloar, el		Llorac		Llorenç del Penedès		Marçà		Margalef	
Escurtat	100%		100%		100%		100%		100%	
Total votants	80	79,21%	69	85,19%	1.473	84,17%	401	88,52%	70	85,37%
Abstenció	21	20,79%	12	14,81%	277	15,83%	52	11,48%	12	14,63%
Vots nuls	0	0%	0	0%	6	0,41%	1	0,25%	1	1,43%
Vots en blanc	0	0%	1	1,45%	6	0,41%	2	0,50%	0	0%
Vots a candidatures	80	100%	68	98,55%	1.461	99,19%	398	99,25%	69	98,57%
Candidatures										
C's	15	18,75%	4	5,80%	246	16,77%	30	7,50%	6	8,70%
ERC-CatSí	29	36,25%	12	17,39%	395	26,93%	150	37,50%	16	23,19%
JUNTSxCAT	24	30,00%	40	57,97%	488	33,27%	129	32,25%	33	47,83%
PSC	4	5,00%	2	2,90%	116	7,91%	26	6,50%	4	5,80%
CatComú-Podem	0	0%	2	2,90%	76	5,18%	11	2,75%	5	7,25%
PP	5	6,25%	0	0%	34	2,32%	8	2,00%	0	0%
CUP	3	3,75%	6	8,70%	92	6,27%	38	9,50%	5	7,25%
PACMA	0	0%	2	2,90%	11	0,75%	4	1,00%	0	0%
RECORTES CERO-GRUPO VERDE	0	0%	0	0%	3	0,20%	2	0,50%	0	0%
DIÀLEG (C. RETIRADA)	0	0%	0	0%	0	0%	0	0%	0	0%

	Mas de Barberans		Masdenverge		Masllorenç		Masó, la		Maspujols	
Escurtat	100%		100%		100%		100%		100%	
Total votants	352	77,53%	688	82,00%	299	85,19%	208	90,83%	537	88,61%
Abstenció	102	22,47%	151	18,00%	52	14,81%	21	9,17%	69	11,39%
Vots nuls	1	0,28%	8	1,16%	1	0,33%	0	0%	2	0,37%
Vots en blanc	4	1,14%	4	0,58%	1	0,33%	1	0,48%	3	0,56%
Vots a candidatures	347	98,58%	676	98,26%	297	99,33%	207	99,52%	532	99,07%
Candidatures										
C's	60	17,09%	129	18,97%	32	10,74%	39	18,75%	81	15,14%
ERC-CatSí	97	27,64%	195	28,68%	84	28,19%	60	28,85%	167	31,21%
JUNTSxCAT	38	10,83%	227	33,38%	126	42,28%	75	36,06%	177	33,08%
PSC	94	26,78%	59	8,68%	22	7,38%	8	3,85%	40	7,48%
CatComú-Podem	8	2,28%	18	2,65%	12	4,03%	5	2,40%	16	2,99%
PP	40	11,40%	28	4,12%	8	2,68%	1	0,48%	6	1,12%
CUP	10	2,85%	19	2,79%	11	3,69%	19	9,13%	39	7,29%
PACMA	0	0%	1	0,15%	1	0,34%	0	0%	5	0,93%
RECORTES CERO-GRUPO VERDE	0	0%	0	0%	1	0,34%	0	0%	1	0,19%
DIÀLEG (C. RETIRADA)	0	0%	0	0%	0	0%	0	0%	0	0%

	Masroig, el		Milà, el		Miravet		Molar, el		Montblanc	
Escurtat	100%		100%		100%		100%		100%	
Total votants	324	89,75%	130	90,28%	454	86,97%	203	88,65%	4.427	84,05%
Abstenció	37	10,25%	14	9,72%	68	13,03%	26	11,35%	840	15,95%
Vots nuls	0	0%	0	0%	1	0,22%	1	0,49%	24	0,54%
Vots en blanc	1	0,31%	0	0%	3	0,66%	2	0,99%	26	0,59%
Vots a candidatures	323	99,69%	130	100%	450	99,12%	200	98,52%	4.377	98,87%
Candidatures										
C's	17	5,25%	29	22,31%	30	6,62%	12	5,94%	556	12,63%
ERC-CatSí	95	29,32%	26	20,00%	230	50,77%	80	39,60%	1.327	30,14%
JUNTSxCAT	136	41,98%	48	36,92%	107	23,62%	67	33,17%	1.562	35,48%
PSC	29	8,95%	4	3,08%	38	8,39%	18	8,91%	368	8,36%
CatComú-Podem	7	2,16%	9	6,92%	14	3,09%	2	0,99%	170	3,86%
PP	15	4,63%	13	10,00%	8	1,77%	6	2,97%	111	2,52%
CUP	24	7,41%	1	0,77%	21	4,64%	14	6,93%	249	5,66%
PACMA	0	0%	0	0%	0	0%	0	0%	32	0,73%
RECORTES CERO-GRUPO VERDE	0	0%	0	0%	2	0,44%	1	0,50%	2	0,05%
DIÀLEG (C. RETIRADA)	0	0%	0	0%	0	0%	0	0%	0	0%

Municipis de Tarragona

	Montbríó del Camp	Montferri	Montmell, el	Mont-ral	Mont roig del Camp
Escrutat	100%	100%	100%	100%	100%
Total votants	1.687 83,35%	225 77,59%	797 72,59%	104 78,79%	5.422 76,58%
Abstenció	337 16,65%	65 22,41%	301 27,41%	28 21,21%	1.658 23,42%
Vots nuls	5 0,30%	1 0,44%	2 0,25%	0 0%	24 0,44%
Vots en blanc	6 0,36%	0 0%	3 0,38%	1 0,96%	21 0,39%
Vots a candidatures	1.676 99,35%	224 99,56%	792 99,37%	103 99,04%	5.377 99,17%
Candidatures					
C's	329 19,56%	56 25,00%	309 38,87%	5 4,81%	1.977 36,62%
ERC-CatSí	533 31,69%	47 20,98%	147 18,49%	37 35,58%	1.013 18,77%
JUNTSxCAT	498 29,61%	48 21,43%	83 10,44%	24 23,08%	1.055 19,54%
PSC	89 5,29%	30 13,39%	128 16,10%	6 5,77%	604 11,19%
CatComú-Podem	63 3,75%	19 8,48%	47 5,91%	8 7,69%	271 5,02%
PP	48 2,85%	5 2,23%	44 5,53%	3 2,88%	284 5,26%
CUP	94 5,59%	15 6,70%	27 3,40%	18 17,31%	119 2,20%
PACMA	19 1,13%	4 1,79%	7 0,88%	2 1,92%	47 0,87%
RECORTES CERO-GRUPO VERDE	3 0,18%	0 0%	0 0%	0 0%	7 0,13%
DIÀLEG (C. RETIRADA)	0 0%	0 0%	0 0%	0 0%	0 0%

	Móra d'Ebre	Móra la Nova	Morell, el	Morera de Montsant, la	Nou de Gaià, la
Escrutat	100%	100%	100%	100%	100%
Total votants	3.150 80,73%	1.733 81,21%	2.146 84,59%	90 90,00%	344 89,12%
Abstenció	752 19,27%	401 18,79%	391 15,41%	10 10,00%	42 10,88%
Vots nuls	22 0,70%	16 0,92%	3 0,14%	0 0%	1 0,29%
Vots en blanc	25 0,79%	8 0,46%	9 0,42%	0 0%	5 1,45%
Vots a candidatures	3.103 98,51%	1.709 98,62%	2.134 99,44%	90 100%	338 98,26%
Candidatures					
C's	477 15,25%	251 14,62%	647 30,19%	5 5,56%	28 8,16%
ERC-CatSí	904 28,90%	617 35,93%	489 22,82%	31 34,44%	90 26,24%
JUNTSxCAT	1.016 32,48%	499 29,06%	508 23,71%	36 40,00%	145 42,27%
PSC	323 10,33%	172 10,02%	195 9,10%	7 7,78%	26 7,58%
CatComú-Podem	108 3,45%	68 3,96%	108 5,04%	2 2,22%	12 3,50%
PP	116 3,71%	40 2,33%	66 3,08%	1 1,11%	14 4,08%
CUP	130 4,16%	54 3,15%	84 3,92%	8 8,89%	18 5,25%
PACMA	24 0,77%	8 0,47%	34 1,59%	0 0%	5 1,46%
RECORTES CERO-GRUPO VERDE	5 0,16%	0 0%	3 0,14%	0 0%	0 0%
DIÀLEG (C. RETIRADA)	0 0%	0 0%	0 0%	0 0%	0 0%

	Nulles	Pallaresos, els	Palma d'Ebre, la	Passanant i Belltall	Paüls
Escrutat	100%	100%	100%	100%	100%
Total votants	302 87,54%	2.899 86,00%	255 84,72%	113 84,33%	399 84,36%
Abstenció	43 12,46%	472 14,00%	46 15,28%	21 15,67%	74 15,64%
Vots nuls	3 0,99%	8 0,28%	0 0%	1 0,88%	5 1,25%
Vots en blanc	2 0,66%	12 0,41%	0 0%	0 0%	3 0,75%
Vots a candidatures	297 98,34%	2.879 99,31%	255 100%	112 99,12%	391 97,99%
Candidatures					
C's	48 16,05%	919 31,79%	14 5,49%	5 4,46%	17 4,31%
ERC-CatSí	52 17,39%	595 20,58%	65 25,49%	25 22,32%	161 40,86%
JUNTSxCAT	140 46,82%	469 16,22%	139 54,51%	55 49,11%	116 29,44%
PSC	13 4,35%	401 13,87%	17 6,67%	10 8,93%	58 14,72%
CatComú-Podem	12 4,01%	245 8,47%	3 1,18%	3 2,68%	17 4,31%
PP	6 2,01%	106 3,67%	4 1,57%	1 0,89%	11 2,79%
CUP	23 7,69%	104 3,60%	13 5,10%	13 11,61%	10 2,54%
PACMA	3 1,00%	32 1,11%	0 0%	0 0%	1 0,25%
RECORTES CERO-GRUPO VERDE	0 0%	8 0,28%	0 0%	0 0%	0 0%
DIÀLEG (C. RETIRADA)	0 0%	0 0%	0 0%	0 0%	0 0%

Municipis de Tarragona

	Perafort		Perelló, el		Piles, les		Pinell de Brai, el		Pira	
Escurtat	100%		100%		100%		100%		100%	
Total votants	773	85,89%	1.515	85,59%	144	89,44%	684	85,18%	335	87,47%
Abstenció	127	14,11%	255	14,41%	17	10,56%	119	14,82%	48	12,53%
Vots nuls	1	0,13%	14	0,92%	1	0,69%	5	0,73%	3	0,90%
Vots en blanc	6	0,78%	7	0,46%	1	0,69%	7	1,02%	0	0%
Vots a candidatures	766	99,09%	1.494	98,61%	142	98,61%	672	98,25%	332	99,10%
Candidatures										
C's	268	34,72%	118	7,86%	3	2,10%	65	9,57%	37	11,14%
ERC-CatSí	189	24,48%	651	43,37%	41	28,67%	242	35,64%	150	45,18%
JUNTSxCAT	150	19,43%	478	31,85%	70	48,95%	164	24,15%	81	24,40%
PSC	79	10,23%	95	6,33%	4	2,80%	53	7,81%	26	7,83%
CatComú-Podem	35	4,53%	50	3,33%	5	3,50%	42	6,19%	14	4,22%
PP	20	2,59%	22	1,47%	3	2,10%	43	6,33%	4	1,20%
CUP	14	1,81%	71	4,73%	16	11,19%	61	8,98%	17	5,12%
PACMA	9	1,17%	8	0,53%	0	0%	2	0,29%	3	0,90%
RECORTES CERO-GRUPO VERDE	2	0,26%	1	0,07%	0	0%	0	0%	0	0%
DIÀLEG (C. RETIRADA)	0	0%	0	0%	0	0%	0	0%	0	0%

	Pla de Santa Maria, el		Pobla de Mafumet, la		Pobla de Massaluça, la		Pobla de Montornès, la		Poboleda	
Escurtat	100%		100%		100%		100%		100%	
Total votants	1.503	84,92%	2.070	78,56%	213	81,30%	1.602	77,24%	230	86,79%
Abstenció	267	15,08%	565	21,44%	49	18,70%	472	22,76%	35	13,21%
Vots nuls	13	0,86%	6	0,29%	5	2,35%	14	0,87%	1	0,43%
Vots en blanc	5	0,33%	12	0,58%	1	0,47%	10	0,62%	2	0,87%
Vots a candidatures	1.485	98,80%	2.052	99,13%	207	97,18%	1.578	98,50%	227	98,70%
Candidatures										
C's	303	20,34%	867	42,01%	28	13,46%	522	32,87%	8	3,49%
ERC-CatSí	357	23,96%	373	18,07%	49	23,56%	376	23,68%	71	31,00%
JUNTSxCAT	541	36,31%	283	13,71%	90	43,27%	240	15,11%	98	42,79%
PSC	92	6,17%	240	11,63%	22	10,58%	188	11,84%	13	5,68%
CatComú-Podem	61	4,09%	141	6,83%	6	2,88%	110	6,93%	3	1,31%
PP	44	2,95%	73	3,54%	4	1,92%	67	4,22%	2	0,87%
CUP	75	5,03%	44	2,13%	8	3,85%	51	3,21%	32	13,97%
PACMA	12	0,81%	27	1,31%	0	0%	19	1,20%	0	0%
RECORTES CERO-GRUPO VERDE	0	0%	4	0,19%	0	0%	5	0,31%	0	0%
DIÀLEG (C. RETIRADA)	0	0%	0	0%	0	0%	0	0%	0	0%

	Pont d'Armentera, el		Pontils		Porrera		Pradell de la Teixeta		Prades	
Escurtat	100%		100%		100%		100%		100%	
Total votants	333	84,09%	86	85,15%	320	84,88%	116	86,57%	397	86,49%
Abstenció	63	15,91%	15	14,85%	57	15,12%	18	13,43%	62	13,51%
Vots nuls	3	0,90%	1	1,16%	0	0%	0	0%	0	0%
Vots en blanc	2	0,60%	1	1,16%	1	0,31%	1	0,86%	2	0,50%
Vots a candidatures	328	98,50%	84	97,67%	319	99,69%	115	99,14%	395	99,50%
Candidatures										
C's	58	17,58%	13	15,29%	7	2,19%	7	6,03%	19	4,79%
ERC-CatSí	78	23,64%	25	29,41%	144	45,00%	27	23,28%	137	34,51%
JUNTSxCAT	135	40,91%	28	32,94%	98	30,63%	65	56,03%	169	42,57%
PSC	21	6,36%	11	12,94%	14	4,38%	6	5,17%	37	9,32%
CatComú-Podem	12	3,64%	2	2,35%	15	4,69%	2	1,72%	8	2,02%
PP	8	2,42%	2	2,35%	1	0,31%	0	0%	4	1,01%
CUP	15	4,55%	3	3,53%	39	12,19%	8	6,90%	19	4,79%
PACMA	1	0,30%	0	0%	0	0%	0	0%	1	0,25%
RECORTES CERO-GRUPO VERDE	0	0%	0	0%	1	0,31%	0	0%	1	0,25%
DIÀLEG (C. RETIRADA)	0	0%	0	0%	0	0%	0	0%	0	0%

Municipis de Tarragona

	Prat de Comte		Pratdip		Puigpelat		Querol		Rasquera	
Escurtat	100%		100%		100%		100%		100%	
Total votants	127	88,81%	358	86,68%	694	83,51%	330	76,92%	505	84,59%
Abstenció	16	11,19%	55	13,32%	137	16,49%	99	23,08%	92	15,41%
Vots nuls	1	0,79%	0	0%	1	0,14%	8	2,42%	0	0%
Vots en blanc	0	0%	0	0%	7	1,01%	0	0%	4	0,79%
Vots a candidatures	126	99,21%	358	100%	686	98,85%	322	97,58%	501	99,21%
Candidatures										
C's	14	11,11%	44	12,29%	174	25,11%	96	29,81%	20	3,96%
ERC-CatSí	34	26,98%	127	35,47%	165	23,81%	63	19,57%	243	48,12%
JUNTSxCAT	45	35,71%	126	35,20%	185	26,70%	63	19,57%	167	33,07%
PSC	7	5,56%	26	7,26%	65	9,38%	45	13,98%	27	5,35%
CatComú-Podem	4	3,17%	12	3,35%	26	3,75%	22	6,83%	15	2,97%
PP	14	11,11%	6	1,68%	22	3,17%	15	4,66%	3	0,59%
CUP	8	6,35%	16	4,47%	35	5,05%	16	4,97%	26	5,15%
PACMA	0	0%	1	0,28%	13	1,88%	1	0,31%	0	0%
RECORTES CERO-GRUPO VERDE	0	0%	0	0%	1	0,14%	1	0,31%	0	0%
DIÀLEG (C. RETIRADA)	0	0%	0	0%	0	0%	0	0%	0	0%

	Renau		Reus		Riba, la		Riba-roja d'Ebre		Riera de Gaià, la	
Escurtat	100%		100%		100%		100%		100%	
Total votants	92	85,98%	56.896	80,73%	398	84,50%	755	82,88%	976	83,06%
Abstenció	15	14,02%	13.577	19,27%	73	15,50%	156	17,12%	199	16,94%
Vots nuls	0	0%	255	0,45%	1	0,25%	3	0,40%	4	0,41%
Vots en blanc	1	1,09%	255	0,45%	2	0,50%	3	0,40%	2	0,20%
Vots a candidatures	91	98,91%	56.386	99,10%	395	99,25%	749	99,21%	970	99,39%
Candidatures										
C's	7	7,61%	18.405	32,49%	51	12,85%	90	11,97%	200	20,58%
ERC-CatSí	26	28,26%	11.202	19,78%	122	30,73%	259	34,44%	261	26,85%
JUNTSxCAT	21	22,83%	11.410	20,14%	136	34,26%	166	22,07%	281	28,91%
PSC	8	8,70%	6.700	11,83%	29	7,30%	103	13,70%	88	9,05%
CatComú-Podem	8	8,70%	2.736	4,83%	22	5,54%	44	5,85%	56	5,76%
PP	0	0%	2.836	5,01%	19	4,79%	41	5,45%	19	1,95%
CUP	21	22,83%	2.418	4,27%	15	3,78%	38	5,05%	54	5,56%
PACMA	0	0%	559	0,99%	1	0,25%	7	0,93%	11	1,13%
RECORTES CERO-GRUPO VERDE	0	0%	120	0,21%	0	0%	1	0,13%	0	0%
DIÀLEG (C. RETIRADA)	0	0%	0	0%	0	0%	0	0%	0	0%

	Riudecanyes		Riudecols		Riudoms		Rocafort de Queralt		Roda de Berà	
Escurtat	100%		100%		100%		100%		100%	
Total votants	633	85,43%	788	85,65%	3.852	83,89%	163	87,63%	3.649	77,54%
Abstenció	108	14,57%	132	14,35%	740	16,11%	23	12,37%	1.057	22,46%
Vots nuls	1	0,16%	5	0,63%	16	0,42%	0	0%	26	0,71%
Vots en blanc	4	0,63%	8	1,02%	16	0,42%	1	0,61%	15	0,41%
Vots a candidatures	628	99,21%	775	98,35%	3.820	99,17%	162	99,39%	3.608	98,88%
Candidatures										
C's	87	13,77%	137	17,50%	845	22,03%	11	6,75%	1.366	37,70%
ERC-CatSí	208	32,91%	236	30,14%	851	22,18%	52	31,90%	611	16,86%
JUNTSxCAT	242	38,29%	202	25,80%	1.459	38,03%	73	44,79%	499	13,77%
PSC	25	3,96%	97	12,39%	234	6,10%	11	6,75%	585	16,15%
CatComú-Podem	21	3,32%	37	4,73%	123	3,21%	2	1,23%	252	6,96%
PP	8	1,27%	10	1,28%	113	2,95%	7	4,29%	196	5,41%
CUP	34	5,38%	50	6,39%	177	4,61%	6	3,68%	66	1,82%
PACMA	2	0,32%	4	0,51%	16	0,42%	0	0%	30	0,83%
RECORTES CERO-GRUPO VERDE	1	0,16%	2	0,26%	2	0,05%	0	0%	3	0,08%
DIÀLEG (C. RETIRADA)	0	0%	0	0%	0	0%	0	0%	0	0%

Municipis de Tarragona

	Rodonyà		Roquetes		Rourell, el		Salomó		Salou	
Escrutat	100%		100%		100%		100%		100%	
Total votants	312	83,65%	4.380	78,68%	237	87,78%	295	85,76%	10.964	74,79%
Abstenció	61	16,35%	1.187	21,32%	33	12,22%	49	14,24%	3.695	25,21%
Vots nuls	2	0,64%	23	0,53%	0	0%	0	0%	37	0,34%
Vots en blanc	2	0,64%	36	0,82%	2	0,84%	1	0,34%	28	0,26%
Vots a candidatures	308	98,72%	4.321	98,65%	235	99,16%	294	99,66%	10.899	99,41%
Candidatures										
C's	38	12,26%	775	17,79%	47	19,83%	37	12,54%	4.735	43,33%
ERC-CatSí	87	28,06%	1.507	34,59%	69	29,11%	66	22,37%	1.623	14,85%
JUNTSxCAT	118	38,06%	1.034	23,73%	58	24,47%	148	50,17%	1.488	13,62%
PSC	24	7,74%	395	9,07%	27	11,39%	14	4,75%	1.398	12,79%
CatComú-Podem	19	6,13%	205	4,71%	7	2,95%	7	2,37%	624	5,71%
PP	4	1,29%	189	4,34%	11	4,64%	7	2,37%	664	6,08%
CUP	14	4,52%	189	4,34%	13	5,49%	14	4,75%	219	2,00%
PACMA	4	1,29%	18	0,41%	3	1,27%	1	0,34%	126	1,15%
RECORTES CERO-GRUPO VERDE	0	0%	9	0,21%	0	0%	0	0%	22	0,20%
DIÀLEG (C. RETIRADA)	0	0%	0	0%	0	0%	0	0%	0	0%

	Sant Carles de la Ràpita		Sant Jaume dels Domenys		Sant Jaume d'Enveja		Santa Bàrbara		Santa Coloma de Queralt	
Escrutat	100%		100%		100%		100%		100%	
Total votants	8.082	78,18%	1.547	82,59%	2.097	77,12%	2.074	77,88%	1.724	85,35%
Abstenció	2.256	21,82%	326	17,41%	622	22,88%	589	22,12%	296	14,65%
Vots nuls	29	0,36%	22	1,42%	16	0,76%	24	1,16%	16	0,93%
Vots en blanc	37	0,46%	6	0,39%	18	0,86%	19	0,92%	12	0,70%
Vots a candidatures	8.016	99,18%	1.519	98,19%	2.063	98,38%	2.031	97,93%	1.696	98,38%
Candidatures										
C's	1.035	12,85%	426	27,93%	323	15,52%	408	19,90%	178	10,42%
ERC-CatSí	3.287	40,82%	381	24,98%	694	33,35%	539	26,29%	430	25,18%
JUNTSxCAT	2.044	25,38%	349	22,89%	463	22,25%	605	29,51%	818	47,89%
PSC	677	8,41%	173	11,34%	329	15,81%	180	8,78%	95	5,56%
CatComú-Podem	405	5,03%	82	5,38%	94	4,52%	87	4,24%	32	1,87%
PP	233	2,89%	33	2,16%	105	5,05%	138	6,73%	36	2,11%
CUP	308	3,82%	53	3,48%	49	2,35%	67	3,27%	95	5,56%
PACMA	22	0,27%	19	1,25%	4	0,19%	7	0,34%	9	0,53%
RECORTES CERO-GRUPO VERDE	5	0,06%	3	0,20%	2	0,10%	0	0%	3	0,18%
DIÀLEG (C. RETIRADA)	0	0%	0	0%	0	0%	0	0%	0	0%

	Santa Oliva		Sarral		Savallà del Comtat		Secuita, la		Selva del Camp, la	
Escrutat	100%		100%		100%		100%		100%	
Total votants	1.969	81,91%	914	84,01%	49	89,09%	1.083	86,85%	3.566	85,95%
Abstenció	435	18,09%	174	15,99%	6	10,91%	164	13,15%	583	14,05%
Vots nuls	11	0,56%	6	0,66%	0	0%	6	0,55%	16	0,45%
Vots en blanc	13	0,66%	6	0,66%	1	2,04%	3	0,28%	10	0,28%
Vots a candidatures	1.945	98,78%	902	98,69%	48	97,96%	1.074	99,17%	3.540	99,27%
Candidatures										
C's	731	37,33%	130	14,32%	2	4,08%	253	23,49%	631	17,77%
ERC-CatSí	361	18,44%	219	24,12%	11	22,45%	317	29,43%	909	25,61%
JUNTSxCAT	241	12,31%	394	43,39%	26	53,06%	263	24,42%	1.059	29,83%
PSC	315	16,09%	63	6,94%	6	12,24%	77	7,15%	391	11,01%
CatComú-Podem	135	6,89%	27	2,97%	2	4,08%	60	5,57%	157	4,42%
PP	82	4,19%	21	2,31%	0	0%	24	2,23%	103	2,90%
CUP	55	2,81%	43	4,74%	1	2,04%	72	6,69%	268	7,55%
PACMA	18	0,92%	5	0,55%	0	0%	8	0,74%	20	0,56%
RECORTES CERO-GRUPO VERDE	7	0,36%	0	0%	0	0%	0	0%	2	0,06%
DIÀLEG (C. RETIRADA)	0	0%	0	0%	0	0%	0	0%	0	0%

Municipis de Tarragona

	Senan		Sénia, la		Solivella		Tarragona		Tivenys	
Escrutat	100%		100%		100%		100%		100%	
Total votants	37	88,10%	3.168	80,49%	459	89,30%	73.674	81,48%	539	79,62%
Abstenció	5	11,90%	768	19,51%	55	10,70%	16.751	18,52%	138	20,38%
Vots nuls	0	0%	20	0,63%	6	1,31%	244	0,33%	1	0,19%
Vots en blanc	1	2,70%	23	0,73%	4	0,87%	288	0,39%	9	1,67%
Vots a candidatures	36	97,30%	3.125	98,64%	449	97,82%	73.142	99,28%	529	98,14%
Candidatures										
C's	2	5,41%	778	24,71%	23	5,08%	25.713	35,02%	89	16,54%
ERC-CatSí	12	32,43%	786	24,97%	150	33,11%	13.203	17,98%	163	30,30%
JUNTSxCAT	10	27,03%	486	15,44%	219	48,34%	11.058	15,06%	151	28,07%
PSC	2	5,41%	465	14,77%	9	1,99%	10.448	14,23%	81	15,06%
CatComú-Podem	2	5,41%	197	6,26%	4	0,88%	4.757	6,48%	16	2,97%
PP	0	0%	254	8,07%	21	4,64%	4.417	6,02%	13	2,42%
CUP	8	21,62%	136	4,32%	22	4,86%	2.586	3,52%	11	2,04%
PACMA	0	0%	18	0,57%	1	0,22%	778	1,06%	5	0,93%
RECORTES CERO-GRUPO VERDE	0	0%	5	0,16%	0	0%	182	0,25%	0	0%
DIÀLEG (C. RETIRADA)	0	0%	0	0%	0	0%	0	0%	0	0%

	Tivissa		Torre de Fontaubella, la		Torre de l'Espanyol, la		Torredembarra		Torroja del Priorat	
Escrutat	100%		100%		100%		100%		100%	
Total votants	1.110	88,17%	106	91,38%	384	86,88%	8.568	78,69%	115	92,00%
Abstenció	149	11,83%	10	8,62%	58	13,12%	2.320	21,31%	10	8,00%
Vots nuls	10	0,90%	0	0%	1	0,26%	58	0,68%	2	1,74%
Vots en blanc	8	0,72%	2	1,89%	0	0%	38	0,44%	0	0%
Vots a candidatures	1.092	98,38%	104	98,11%	383	99,74%	8.472	98,88%	113	98,26%
Candidatures										
C's	92	8,36%	15	14,15%	26	6,79%	2.568	30,18%	5	4,42%
ERC-CatSí	373	33,91%	34	32,08%	156	40,73%	1.890	22,21%	48	42,48%
JUNTSxCAT	371	33,73%	29	27,36%	140	36,55%	1.665	19,57%	35	30,97%
PSC	48	4,36%	2	1,89%	26	6,79%	1.073	12,61%	3	2,65%
CatComú-Podem	56	5,09%	4	3,77%	15	3,92%	512	6,02%	5	4,42%
PP	56	5,09%	3	2,83%	8	2,09%	323	3,80%	3	2,65%
CUP	91	8,27%	17	16,04%	11	2,87%	341	4,01%	14	12,39%
PACMA	3	0,27%	0	0%	1	0,26%	76	0,89%	0	0%
RECORTES CERO-GRUPO VERDE	2	0,18%	0	0%	0	0%	24	0,28%	0	0%
DIÀLEG (C. RETIRADA)	0	0%	0	0%	0	0%	0	0%	0	0%

	Tortosa		Ulldecona		Ulldemolins		Vallclara		Vallfogona de Riucorb	
Escrutat	100%		100%		100%		100%		100%	
Total votants	17.580	77,07%	3.126	79,77%	316	90,80%	68	85,00%	74	96,10%
Abstenció	5.229	22,93%	793	20,23%	32	9,20%	12	15,00%	3	3,90%
Vots nuls	95	0,54%	14	0,45%	1	0,32%	0	0%	0	0%
Vots en blanc	112	0,64%	28	0,90%	1	0,32%	0	0%	0	0%
Vots a candidatures	17.373	98,82%	3.084	98,66%	314	99,37%	68	100%	74	100%
Candidatures										
C's	3.048	17,43%	635	20,40%	14	4,44%	2	2,94%	2	2,70%
ERC-CatSí	5.142	29,41%	884	28,41%	99	31,43%	17	25,00%	14	18,92%
JUNTSxCAT	4.811	27,52%	704	22,62%	146	46,35%	40	58,82%	49	66,22%
PSC	1.803	10,31%	342	10,99%	15	4,76%	4	5,88%	5	6,76%
CatComú-Podem	953	5,45%	154	4,95%	5	1,59%	0	0%	0	0%
PP	732	4,19%	204	6,56%	12	3,81%	2	2,94%	2	2,70%
CUP	774	4,43%	142	4,56%	21	6,67%	3	4,41%	1	1,35%
PACMA	80	0,46%	14	0,45%	2	0,63%	0	0%	1	1,35%
RECORTES CERO-GRUPO VERDE	30	0,17%	5	0,16%	0	0%	0	0%	0	0%
DIÀLEG (C. RETIRADA)	0	0%	0	0%	0	0%	0	0%	0	0%

Municipis de Tarragona

	Vallmoll		Valls		Vandellòs i l'Hospitalet de l'Infant		Vendrell, el		Vespella de Gaià	
Escrutat	100%		100%		100%		100%		100%	
Total votants	1.083	83,37%	13.864	81,05%	3.658	83,67%	19.759	77,12%	241	76,75%
Abstenció	216	16,63%	3.241	18,95%	714	16,33%	5.863	22,88%	73	23,25%
Vots nuls	17	1,57%	59	0,43%	13	0,36%	137	0,69%	1	0,41%
Vots en blanc	7	0,65%	48	0,35%	13	0,36%	78	0,39%	3	1,24%
Vots a candidatures	1.059	97,78%	13.757	99,23%	3.632	99,29%	19.544	98,91%	237	98,34%
Candidatures										
C's	290	27,20%	2.785	20,17%	1.130	31,00%	6.571	33,49%	71	29,58%
ERC-CatSí	251	23,55%	3.406	24,67%	793	21,76%	3.855	19,65%	41	17,08%
JUNTSxCAT	241	22,61%	4.153	30,08%	734	20,14%	3.189	16,25%	40	16,67%
PSC	141	13,23%	1.447	10,48%	502	13,77%	2.800	14,27%	37	15,42%
CatComú-Podem	44	4,13%	583	4,22%	203	5,57%	1.351	6,89%	20	8,33%
PP	36	3,38%	506	3,67%	149	4,09%	843	4,30%	20	8,33%
CUP	46	4,32%	753	5,45%	91	2,50%	670	3,41%	6	2,50%
PACMA	10	0,94%	100	0,72%	22	0,60%	221	1,13%	2	0,83%
RECORTES CERO-GRUPO VERDE	0	0%	24	0,17%	8	0,22%	44	0,22%	0	0%
DIÀLEG (C. RETIRADA)	0	0%	0	0%	0	0%	0	0%	0	0%

	Vilabella		Vilalba dels Arcs		Vilallonga del Camp		Vilanova de Prades		Vilanova d'Escornalbou	
Escrutat	100%		100%		100%		100%		100%	
Total votants	509	91,55%	462	84,62%	1.343	83,52%	70	79,55%	337	91,33%
Abstenció	47	8,45%	84	15,38%	265	16,48%	18	20,45%	32	8,67%
Vots nuls	1	0,20%	3	0,65%	5	0,37%	0	0%	0	0%
Vots en blanc	1	0,20%	7	1,52%	3	0,22%	0	0%	1	0,30%
Vots a candidatures	507	99,61%	452	97,84%	1.335	99,40%	70	100%	336	99,70%
Candidatures										
C's	46	9,06%	58	12,64%	339	25,34%	5	7,14%	29	8,61%
ERC-CatSí	145	28,54%	122	26,58%	362	27,06%	22	31,43%	112	33,23%
JUNTSxCAT	232	45,67%	163	35,51%	279	20,85%	32	45,71%	129	38,28%
PSC	25	4,92%	39	8,50%	152	11,36%	4	5,71%	21	6,23%
CatComú-Podem	18	3,54%	7	1,53%	63	4,71%	1	1,43%	16	4,75%
PP	12	2,36%	35	7,63%	66	4,93%	0	0%	6	1,78%
CUP	29	5,71%	26	5,66%	65	4,86%	4	5,71%	22	6,53%
PACMA	0	0%	1	0,22%	8	0,60%	2	2,86%	1	0,30%
RECORTES CERO-GRUPO VERDE	0	0%	1	0,22%	1	0,07%	0	0%	0	0%
DIÀLEG (C. RETIRADA)	0	0%	0	0%	0	0%	0	0%	0	0%

	Vilaplana		Vila-rodona		Vila-seca		Vilaverd		Vilella Alta, la	
Escrutat	100%		100%		100%		100%		100%	
Total votants	407	90,65%	745	86,13%	11.796	80,12%	282	83,19%	86	90,53%
Abstenció	42	9,35%	120	13,87%	2.927	19,88%	57	16,81%	9	9,47%
Vots nuls	1	0,25%	2	0,27%	75	0,64%	5	1,77%	2	2,33%
Vots en blanc	2	0,49%	3	0,40%	28	0,24%	1	0,35%	0	0%
Vots a candidatures	404	99,26%	740	99,33%	11.693	99,13%	276	97,87%	84	97,67%
Candidatures										
C's	22	5,42%	87	11,71%	5.569	47,51%	40	14,44%	4	4,76%
ERC-CatSí	156	38,42%	236	31,76%	1.415	12,07%	94	33,94%	29	34,52%
JUNTSxCAT	139	34,24%	277	37,28%	1.249	10,66%	98	35,38%	23	27,38%
PSC	17	4,19%	69	9,29%	1.737	14,82%	11	3,97%	5	5,95%
CatComú-Podem	13	3,20%	17	2,29%	736	6,28%	10	3,61%	1	1,19%
PP	7	1,72%	13	1,75%	578	4,93%	4	1,44%	1	1,19%
CUP	48	11,82%	38	5,11%	225	1,92%	15	5,42%	21	25,00%
PACMA	2	0,49%	3	0,40%	155	1,32%	4	1,44%	0	0%
RECORTES CERO-GRUPO VERDE	0	0%	0	0%	29	0,25%	0	0%	0	0%
DIÀLEG (C. RETIRADA)	0	0%	0	0%	0	0%	0	0%	0	0%

Municipis de Tarragona

	Vilella Baixa, Ia		Vimbodí i Poblet		Vinebre		Vinyols i els Arcs		Xerta	
Escrutat	100%		100%		100%		100%		100%	
Total votants	133	92,36%	647	85,47%	260	88,14%	1.103	80,04%	812	86,02%
Abstenció	11	7,64%	110	14,53%	35	11,86%	275	19,96%	132	13,98%
Vots nuls	2	1,50%	3	0,46%	3	1,15%	7	0,63%	7	0,86%
Vots en blanc	0	0%	5	0,77%	2	0,77%	0	0%	5	0,62%
Vots a candidatures	131	98,50%	639	98,76%	255	98,08%	1.096	99,37%	800	98,52%
Candidatures										
C's	5	3,82%	52	8,07%	29	11,28%	255	23,27%	105	13,04%
ERC-CatSí	53	40,46%	221	34,32%	73	28,40%	296	27,01%	338	41,99%
JUNTSxCAT	37	28,24%	272	42,24%	103	40,08%	301	27,46%	198	24,60%
PSC	7	5,34%	26	4,04%	18	7,00%	96	8,76%	52	6,46%
CatComú-Podem	10	7,63%	22	3,42%	10	3,89%	41	3,74%	35	4,35%
PP	4	3,05%	13	2,02%	5	1,95%	54	4,93%	19	2,36%
CUP	15	11,45%	30	4,66%	15	5,84%	44	4,01%	50	6,21%
PACMA	0	0%	3	0,47%	2	0,78%	8	0,73%	3	0,37%
RECORTES CERO-GRUPO VERDE	0	0%	0	0%	0	0%	1	0,09%	0	0%
DIÀLEG (C. RETIRADA)	0	0%	0	0%	0	0%	0	0%	0	0%

Resum

Escrutat

Catalunya: 100%

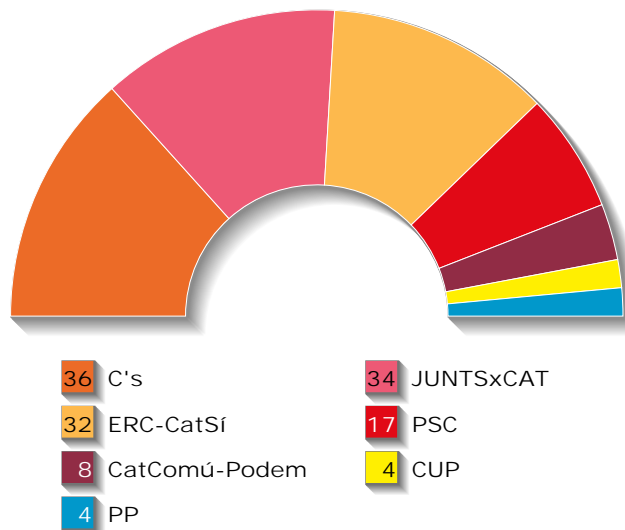
Barcelona: 100%

Girona: 100%

Lleida: 100%

Tarragona: 100%

Catalunya		
Candidatures	Vots	Dip.
C's	1.109.732 25,35%	36
JUNTSxCAT	948.233 21,66%	34
ERC-CatSí	935.861 21,38%	32
PSC	606.659 13,86%	17
CatComú-Podem	326.360 7,46%	8
CUP	195.246 4,46%	4
PP	185.670 4,24%	4
PACMA	38.743 0,89%	
RECORTES CERO-GRUPO VERDE	10.287 0,24%	
PU M+J	577 0,01%	
DIÀLEG (C. RETIRADA)	0 0%	



Candidatures	Barcelona		Girona		Lleida		Tarragona	
	Vots	Dip.	Vots	Dip.	Vots	Dip.	Vots	Dip.
C's	868.365 26,43%	24	79.634 19,51%	4	40.908 16,97%	3	120.825 27,35%	5
JUNTSxCAT	624.261 19,00%	17	149.638 36,67%	7	78.303 32,48%	6	96.031 21,74%	4
ERC-CatSí	678.030 20,63%	18	88.582 21,71%	4	64.417 26,72%	5	104.832 23,73%	5
PSC	497.650 15,15%	13	35.197 8,62%	1	21.795 9,04%	1	52.017 11,77%	2
CatComú-Podem	276.810 8,42%	7	16.482 4,04%		9.415 3,91%		23.653 5,35%	1
CUP	143.711 4,37%	3	21.708 5,32%	1	12.140 5,04%		17.687 4,00%	
PP	142.934 4,35%	3	11.646 2,85%		10.902 4,52%		20.188 4,57%	1
PACMA	31.330 0,95%		2.582 0,63%		1.186 0,49%		3.645 0,83%	
RECORTES CERO-GRUPO VERDE	8.621 0,26%		560 0,14%		312 0,13%		794 0,18%	
PU M+J	-	-	241 0,06%		336 0,14%		-	-
DIÀLEG (C. RETIRADA)	0 0%		0 0%		0 0%		0 0%	

Candidatures més votades per circumscripció

Circumscripcions	Escrutat	Candidatures més votades			
		Candidatures	Vots		Dip.
Barcelona	100%	C's	868.365	26,43%	24
		ERC-CatSi	678.030	20,63%	18
Girona	100%	JUNTSxCAT	149.638	36,67%	7
		ERC-CatSi	88.582	21,71%	4
Lleida	100%	JUNTSxCAT	78.303	32,48%	6
		ERC-CatSi	64.417	26,72%	5
Tarragona	100%	C's	120.825	27,35%	5
		ERC-CatSi	104.832	23,73%	5
Catalunya	100%	C's	1.109.732	25,35%	36
		JUNTSxCAT	948.233	21,66%	34

Candidatures més votades per comarca

Comarques	Escrutat	Candidatures més votades		
		Candidatures	Vots	
Alt Camp	100%	JUNTSxCAT	8.083	30,96%
		ERC-CatSí	6.566	25,15%
Alt Empordà	100%	JUNTSxCAT	20.697	30,66%
		C's	16.662	24,69%
Alt Penedès	100%	JUNTSxCAT	19.607	30,22%
		ERC-CatSí	16.463	25,38%
Alt Urgell	100%	JUNTSxCAT	4.011	34,27%
		ERC-CatSí	3.073	26,26%
Alta Ribagorça	100%	ERC-CatSí	620	26,92%
		JUNTSxCAT	577	25,05%
Anoia	100%	JUNTSxCAT	17.880	24,70%
		C's	17.829	24,63%
Aran	100%	C's	1.745	33,40%
		PSC	1.036	19,83%
Bages	100%	JUNTSxCAT	33.265	31,30%
		ERC-CatSí	26.126	24,58%
Baix Camp	100%	C's	31.335	30,19%
		JUNTSxCAT	23.294	22,44%
Baix Ebre	100%	ERC-CatSí	14.016	33,36%
		JUNTSxCAT	11.948	28,44%
Baix Empordà	100%	JUNTSxCAT	24.403	34,47%
		ERC-CatSí	16.031	22,64%
Baix Llobregat	100%	C's	156.114	31,65%
		PSC	95.048	19,27%
Baix Penedès	100%	C's	17.785	32,44%
		ERC-CatSí	10.677	19,47%
Barcelonès	100%	C's	332.080	26,41%
		ERC-CatSí	246.072	19,57%
Berguedà	100%	JUNTSxCAT	11.005	42,93%
		ERC-CatSí	7.111	27,74%
Cerdanya	100%	JUNTSxCAT	3.644	35,73%
		ERC-CatSí	2.657	26,05%
Conca de Barberà	100%	JUNTSxCAT	5.022	39,93%
		ERC-CatSí	3.780	30,05%
Garraf	100%	C's	23.632	28,07%
		ERC-CatSí	18.256	21,68%
Garrigues	100%	JUNTSxCAT	4.881	41,61%
		ERC-CatSí	3.649	31,11%
Garrotxa	100%	JUNTSxCAT	16.252	48,65%
		ERC-CatSí	7.773	23,27%
Gironès	100%	JUNTSxCAT	38.652	38,41%
		ERC-CatSí	20.470	20,34%
Maresme	100%	JUNTSxCAT	66.364	24,91%
		C's	65.253	24,50%

Candidatures més votades per comarca

Comarques	Escrutat	Candidatures més votades		
		Candidatures	Vots	
Moianès	100%	JUNTSxCAT	3.347	39,32%
		ERC-CatSí	2.538	29,82%
Montsià	100%	ERC-CatSí	13.180	36,06%
		JUNTSxCAT	8.207	22,45%
Noguera	100%	JUNTSxCAT	8.172	37,00%
		ERC-CatSí	6.667	30,19%
Osona	100%	JUNTSxCAT	43.384	46,14%
		ERC-CatSí	23.416	24,90%
Pallars Jussà	100%	JUNTSxCAT	3.143	40,29%
		ERC-CatSí	2.066	26,48%
Pallars Sobirà	100%	JUNTSxCAT	1.541	35,21%
		ERC-CatSí	1.469	33,57%
Pla de l'Estany	100%	JUNTSxCAT	9.718	51,39%
		ERC-CatSí	4.477	23,67%
Pla d'Urgell	100%	JUNTSxCAT	8.384	41,58%
		ERC-CatSí	5.525	27,40%
Priorat	100%	JUNTSxCAT	2.340	37,53%
		ERC-CatSí	2.161	34,66%
Ribera d'Ebre	100%	ERC-CatSí	4.764	35,44%
		JUNTSxCAT	4.241	31,55%
Ripollès	100%	JUNTSxCAT	7.543	45,61%
		ERC-CatSí	4.008	24,24%
Segarra	100%	JUNTSxCAT	4.499	38,83%
		ERC-CatSí	3.124	26,96%
Segrià	100%	JUNTSxCAT	29.710	26,66%
		ERC-CatSí	27.825	24,97%
Selva	100%	JUNTSxCAT	28.386	31,67%
		C's	21.047	23,48%
Solsonès	100%	JUNTSxCAT	3.234	39,51%
		ERC-CatSí	2.448	29,90%
Tarragonès	100%	C's	48.998	35,91%
		ERC-CatSí	24.591	18,02%
Terra Alta	100%	JUNTSxCAT	2.254	30,58%
		ERC-CatSí	2.252	30,55%
Urgell	100%	JUNTSxCAT	7.833	38,92%
		ERC-CatSí	5.932	29,47%
Vallès Occidental	100%	C's	159.215	29,13%
		ERC-CatSí	109.034	19,95%
Vallès Oriental	100%	C's	63.956	25,93%
		ERC-CatSí	54.750	22,20%
Catalunya	100%	C's	1.109.732	25,35%
		JUNTSxCAT	948.233	21,66%

PARLAMENT DE CATALUNYA

Composició

Escrutat


Catalunya: 100%

Barcelona: 100%

Girona: 100%

Lleida: 100%

Tarragona: 100%

Candidatura		Vots		Dip.
C's - Ciudadans-Partido de la Ciudadanía				36
	Barcelona	868.365	26,43%	24
	<ol style="list-style-type: none"> 1 Inés Arrimadas García 2 Carlos Carrizosa Torres 3 José María Espejo-Saavedra Conesa 4 Fernando Tomás de Páramo Gómez 5 Sonia Sierra Infante 6 Ignacio (Nacho) Martín Blanco 7 Joan García González 8 Marina Bravo Sobrino 9 David Mejía Ayra 10 Noemi de la Calle Sifré 11 Antonio Espinosa Cerrato 12 Susana Beltrán García 13 Laura Vilchez Sánchez 14 María Luz Guilarte Sánchez 15 Martín Eusebio Barra López 16 Blanca Victoria Navarro Pacheco 17 José María Cano Navarro 18 Sergio Sanz Jiménez 19 Carmen de Rivera Pla 20 Elisabeth Valencia Mimbrero 21 María Francisca Valle Fuentes 22 Munia Fernández-Jordán Celorio 23 Dimas Gragera Velaz 24 Manuel Rodríguez de l'Hotellerie de Fallois 			
	Girona	79.634	19,51%	4
	<ol style="list-style-type: none"> 1 Juan Maria Castell Sucarrat (Jean) 2 Alfonso Sánchez Fisac 3 Héctor Amelló Montiu 4 Maria del Camino Fernández Riol 			
	Lleida	40.908	16,97%	3
	<ol style="list-style-type: none"> 1 Jorge Soler González 2 Javier Rivas Escamilla 3 David Bertran Román 			
	Tarragona	120.825	27,35%	5
	<ol style="list-style-type: none"> 1 Matías Alonso Ruiz 2 Lorena Roldán Suárez 3 Carlos Sánchez Martín 4 Francisco Javier Domínguez Serrano 5 Maialen Fernández Cabezas 			

PARLAMENT DE CATALUNYA

Composició

Escrutat

Catalunya: 100%

Barcelona: 100%

Girona: 100%

Lleida: 100%

Tarragona: 100%

Candidatura		Vots		Dip.
JUNTSxCAT - Junts per Catalunya				34
	Barcelona	624.261	19,00%	17
	<ol style="list-style-type: none"> 1 Carles Puigdemont i Casamajó 2 Jordi Sànchez i Picanyol 3 Clara Ponsatí i Obiols 4 Jordi Turull i Negre 5 Laura Borràs i Castanyer 6 Josep Rull i Andreu 7 Joaquim Forn i Chiariello 8 Eduard Pujol i Bonell 9 Aurora Madaula i Giménez 10 Elsa Artadi i Vila 11 Joaquim Torra i Pla 12 Lluís Font i Espinós 13 Josep Riera i Font 14 Anna Tarrés i Campà 15 M. Isabel Ferrer i Álvarez 16 Francesc de Dalmasas i Thió 17 Josep Costa i Rosselló 			
	Girona	149.638	36,67%	7
	<ol style="list-style-type: none"> 1 Gemma Geis Carreras 2 Lluís Puig Gordi 3 Marta Madrenas Mir 4 Narcís Clara Lloret 5 Lluís Guinó Subirós 6 Jordi Munell García 7 Francesc Xavier Ten Costa 			
	Lleida	78.303	32,48%	6
	<ol style="list-style-type: none"> 1 Josep Maria Forné Febrer 2 Marc Solsona Aixalà 3 Immaculada Gallardo Barceló 4 Xavier Quinquillà Durich 5 Montserrat Macià Gou 6 Anna Geli España 			
	Tarragona	96.031	21,74%	4
	<ol style="list-style-type: none"> 1 Eusebi Campdepadrós i Pucurull 2 Teresa Pallarès Piqué 3 Albert Batet Canadell 4 Mònica Sales de la Cruz 			

PARLAMENT DE CATALUNYA

Composició

Escrutat

Catalunya: 100%

Barcelona: 100%

Girona: 100%

Lleida: 100%

Tarragona: 100%

Candidatura		Vots		Dip.
ERC-CatSí - Esquerra Republicana-Catalunya Sí				32
	Barcelona	678.030	20,63%	18
	<ol style="list-style-type: none"> 1 Oriol Junqueras i Vies 2 Marta Rovira i Vergés 3 Raül Romeva i Rueda 4 Carme Forcadell i Lluís 5 Carles Mundó i Blanch 6 Alba Vergés i Bosch 7 Antoni Comín i Oliveres 8 Jenn Díaz i Ruiz 9 Rubén Wagensberg i Ramon 10 Najat Driouech Ben Moussa 11 Josep Maria Jové i Lladó 12 Eva Baró i Ramos 13 Ernest Maragall i Mira 14 Rut Ribas i Martí 15 Antoni Castellà i Clavé 16 Adriana Delgado i Herreros 17 Jordi Albert i Caballero 18 Mònica Palacín i París 			
	Girona	88.582	21,71%	4
	<ol style="list-style-type: none"> 1 Dolors Bassa i Coll 2 Roger Torrent i Ramió 3 Anna Caula i Paretas 4 Sergi Sabrià i Benito 			
	Lleida	64.417	26,72%	5
	<ol style="list-style-type: none"> 1 Meritxell Serret i Aleu 2 Bernat Solé i Barril 3 Gemma Espigares i Tribó 4 Francesc Viaplana i Manresa 5 Montserrat Fornells i Solé 			
	Tarragona	104.832	23,73%	5
	<ol style="list-style-type: none"> 1 Òscar Peris i Ròdenas 2 Noemí Llauredó i Sans 3 Josep Lluís Salvadó i Tenesa 4 Irene Fornós i Curto 5 Ferran Civit i Martí 			

PARLAMENT DE CATALUNYA

Composició

Escurtat

Catalunya: 100%


Barcelona: 100%


Girona: 100%

Lleida: 100%

Tarragona: 100%

Candidatura		Vots		Dip.
PSC - Partit dels Socialistes de Catalunya (PSC-PSOE)				17
	Barcelona	497.650	15,15%	13
	<ol style="list-style-type: none"> 1 Miquel Iceta Llorens 2 Eva Granados Galiano 3 Ramón Espadaler Parcerisas (IND) 4 Beatriz Silva Gallardo (IND) 5 Ferran Pedret i Santos 6 Alícia Romero Llano 7 Jordi Terrades Santacreu 8 Assumpta Escarp Gibert 9 David Pérez Ibáñez 10 Esther Niubó Cidoncha 11 Pol Gibert Horcas 12 Marta Moreta i Rovira 13 Raúl Moreno Montaña 			
	Girona	35.197	8,62%	1
	<ol style="list-style-type: none"> 1 Rafel Bruguera Batalla 			
	Lleida	21.795	9,04%	1
	<ol style="list-style-type: none"> 1 Òscar Ordeig Molist 			
	Tarragona	52.017	11,77%	2
	<ol style="list-style-type: none"> 1 Rosa M. Ibarra Ollé 2 Carles Castillo Rosique 			

Candidatura		Vots		Dip.
CatComú-Podem - Catalunya en Comú-Podem				8
	Barcelona	276.810	8,42%	7
	<ol style="list-style-type: none"> 1 Xavier Domènech Sampere 2 Elisenda Alamany Gutiérrez 3 Jèssica Albiach Satorres 4 Marta Ribas Frias 5 Joan Josep Nuet Pujals 6 Susana Segovia Sánchez 7 David Cid Colomer 			
	Tarragona	23.653	5,35%	1
	<ol style="list-style-type: none"> 1 Yolanda López Fernández 			

Candidatura		Vots		Dip.
CUP - Candidatura d'Unitat Popular				4
	Barcelona	143.711	4,37%	3
	<ol style="list-style-type: none"> 1 Carles Riera Albert 2 Maria Sirvent Escrig 3 Vidal Aragonés Chicharro 			
	Girona	21.708	5,32%	1
	<ol style="list-style-type: none"> 1 Natàlia Sánchez Dipp 			

PARLAMENT DE CATALUNYA

Composició

Escurtat

Catalunya: 100%

Barcelona: 100%

Girona: 100%

Lleida: 100%

Tarragona: 100%

Candidatura

Vots

Dip.

PP - Partit Popular / Partido Popular

4



Barcelona

142.934 4,35%

3

- 1 Xavier García Albiol
- 2 Andrea Levy Soler
- 3 Santiago Rodríguez i Serra

Tarragona

20.188 4,57%

1

- 1 Alejandro Fernández Álvarez



Generalitat de Catalunya

