



# 21D 2017

ELECCIONS  
AL PARLAMENT  
DE CATALUNYA

**FINAL RESULTS REPORT**

NOTE: Agreement of the Junta Electoral Central of December 18, 2017: as a consequence of the withdrawal of the list Diàleg Republicà, the votes issued in favour of this list count as blank ballots (exp. 283/761).





## Table of contents

Turnout summaries . . . . .	1
Catalonia . . . . .	2
Constituencies . . . . .	3
Counties . . . . .	7
Lists . . . . .	10
Municipalities of Barcelona . . . . .	13
Municipalities of Girona . . . . .	35
Municipalities of Lleida . . . . .	50
Municipalities of Tarragona . . . . .	66
Summary . . . . .	79
Lists with most votes per constituency . . . . .	80
Lists with most votes per county . . . . .	81
Parlament de Catalunya. Composition of the Parliament . . . . .	83

## Turnout summaries





Catalonia				
	Polling stations committees		Electoral roll	
	Totals	8.247		5.328.061
Set up	8.247	100%	5.328.061	100%
Suspended	0	0%	0	0%
1st summary	8.247	100%	5.328.061	100%
2nd summary	8.247	100%	5.328.061	100%

Turnout percentage				
1st summary	34,69%			2017
	35,10%			2015
2nd summary	68,26%			2017
	63,12%			2015





Barcelona				
	Polling stations committees		Electoral roll	
	Totals	5.885		3.981.214
Set up	5.885	100%	3.981.214	100%
Suspended	0	0%	0	0%
1st summary	5.885	100%	3.981.214	100%
2nd summary	5.885	100%	3.981.214	100%

Turnout percentage				
1st summary	34,58%			2017
	34,72%			2015
2nd summary	68,58%			2017
	63,21%			2015





Girona				
	Polling stations committees		Electoral roll	
	Totals	825		499.733
Set up	825	100%	499.733	100%
Suspended	0	0%	0	0%
1st summary	825	100%	499.733	100%
2nd summary	825	100%	499.733	100%

Turnout percentage				
1st summary	35,20%			2017
	38,47%			2015
2nd summary	68,16%			2017
	65,08%			2015





Lleida				
	Polling stations committees		Electoral roll	
	Totals	534		297.866
Set up	534	100%	297.866	100%
Suspended	0	0%	0	0%
1st summary	534	100%	297.866	100%
2nd summary	534	100%	297.866	100%

Turnout percentage				
1st summary	34,41%			2017
	33,75%			2015
2nd summary	66,65%			2017
	61,11%			2015

Tarragona				
	Polling stations committees		Electoral roll	
	Totals	1.003		549.248
Set up	1.003	100%	549.248	100%
Suspended	0	0%	0	0%
1st summary	1.003	100%	549.248	100%
2nd summary	1.003	100%	549.248	100%

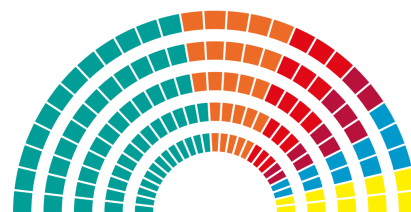
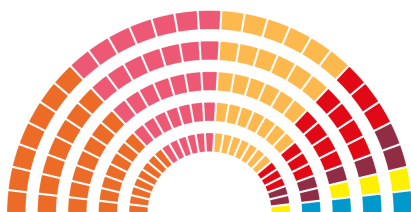
Turnout percentage				
1st summary	35,11%			2017
	35,56%			2015
2nd summary	66,84%			2017
	61,78%			2015

## Catalonia

Counted: 100%

	2017		2015	
Votes cast	4.392.891	79,09%	74,95%	
Abstention	1.161.564	20,91%	25,05%	
Spoilt ballots	16.092	0,37%	0,39%	
Blank ballots	19.431	0,44%	0,53%	
Ballots for lists	4.357.368	99,19%	99,08%	

Seats: 135



2017			
Lists	Votes		Seats
C's	1.109.732	25,35%	36
JUNTSxCAT	948.233	21,66%	34
ERC-CatSí	935.861	21,38%	32
PSC	606.659	13,86%	17
CatComú-Podem	326.360	7,46%	8
CUP	195.246	4,46%	4
PP	185.670	4,24%	4
PACMA	38.743	0,89%	
RECORTES CERO-GRUPO VERDE	10.287	0,24%	
PU M+J	577	0,01%	
DIÀLEG (C. RETIRADA)	0	0%	

2015			
Seats	Votes		Lists
25	736.364	17,90%	C's
16	523.283	12,72%	PSC
10	337.794	8,21%	CUP
11	349.193	8,49%	PP
	30.157	0,73%	PACMA
	14.444	0,35%	RECORTES CERO-ELS VERDS
62	1.628.714	39,59%	JxSí
11	367.613	8,94%	CatSiqueesPot
	103.293	2,51%	unio.cat
	1.167	0,03%	GANEMOS
	327	0,01%	PIRATA.CAT/XDT

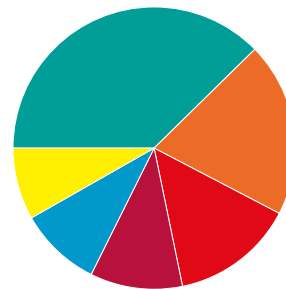
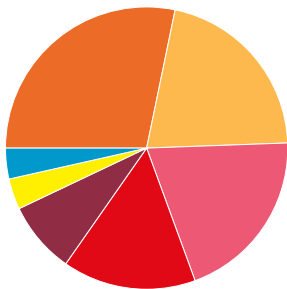


## Barcelona

Counted: 100%

	2017		2015	
Votes cast	3.296.800	79,32%	75,03%	
Abstention	859.509	20,68%	24,97%	
Spoilt ballots	10.925	0,33%	0,33%	
Blank ballots	14.163	0,43%	0,50%	
Ballots for lists	3.271.712	99,24%	99,17%	

Seats: 85



2017		
Lists	Votes	Seats
C's	868.365	26,43% 24
ERC-CatSí	678.030	20,63% 18
JUNTSxCAT	624.261	19,00% 17
PSC	497.650	15,15% 13
CatComú-Podem	276.810	8,42% 7
CUP	143.711	4,37% 3
PP	142.934	4,35% 3
PACMA	31.330	0,95%
RECORTES CERO-GRUPO VERDE	8.621	0,26%
DIÀLEG (C. RETIRADA)	0	0%

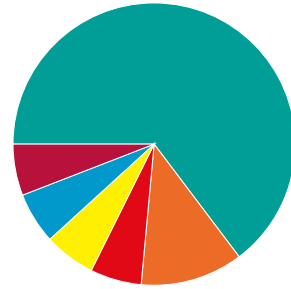
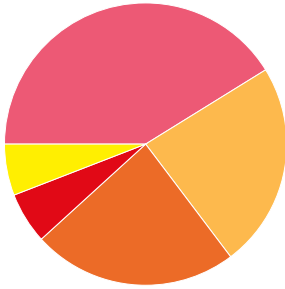
2015		
Seats	Votes	Lists
17	581.032	18,84% C's
12	421.487	13,67% PSC
7	255.328	8,28% CUP
8	272.804	8,85% PP
	24.426	0,79% PACMA
	12.329	0,40% RECORTES CERO-ELS VERDS
32	1.112.922	36,09% JxSí
9	312.527	10,13% CatSíqueesPot
	75.700	2,45% unio.cat






## Girona







Counted: 100%

	2017		2015	
Votes cast	409.966	79,16%	75,94%	
Abstention	107.919	20,84%	24,06%	
Spoilt ballots	1.863	0,45%	0,53%	
Blank ballots	1.833	0,45%	0,53%	
Ballots for lists	406.270	99,10%	98,94%	

Seats: 17



2017			
Lists	Votes	Seats	
 JUNTSxCAT	149.638	36,67%	7
 ERC-CatSí	88.582	21,71%	4
 C's	79.634	19,51%	4
 PSC	35.197	8,62%	1
 CUP	21.708	5,32%	1
CatComú-Podem	16.482	4,04%	
PP	11.646	2,85%	
PACMA	2.582	0,63%	
RECORTES CERO-GRUPO VERDE	560	0,14%	
PU M+J	241	0,06%	
DIÀLEG (C. RETIRADA)	0	0%	

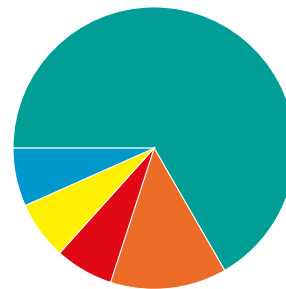
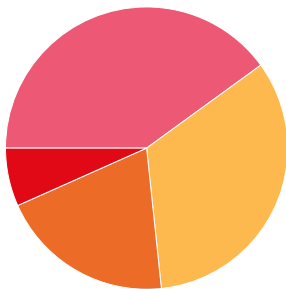
2015			
Seats	Votes		Lists
2	48.346	12,53%	C's 
1	33.416	8,66%	PSC 
1	33.117	8,58%	CUP 
1	22.660	5,87%	PP 
	1.823	0,47%	PACMA
	759	0,20%	RECORTES CERO-ELS VERDS
11	216.333	56,06%	JxSí 
1	18.399	4,77%	CatSíqueesPot 
	8.295	2,15%	unio.cat
	327	0,08%	PIRATA.CAT/XDT
	320	0,08%	GANEMOS

## Lleida

Counted: 100%

	2017		2015	
Votes cast	242.057	77,11%	73,63%	
Abstention	71.861	22,89%	26,37%	
Spoilt ballots	1.002	0,41%	0,51%	
Blank ballots	1.341	0,55%	0,75%	
Ballots for lists	239.714	99,03%	98,75%	

Seats: 15



2017			
Lists	Votes	Seats	
JUNTSxCAT	78.303	32,48%	6
ERC-CatSí	64.417	26,72%	5
C's	40.908	16,97%	3
PSC	21.795	9,04%	1
CUP	12.140	5,04%	
PP	10.902	4,52%	
CatComú-Podem	9.415	3,91%	
PACMA	1.186	0,49%	
PU M+J	336	0,14%	
RECORTES CERO-GRUPO VERDE	312	0,13%	
DIÀLEG (C. RETIRADA)	0	0%	

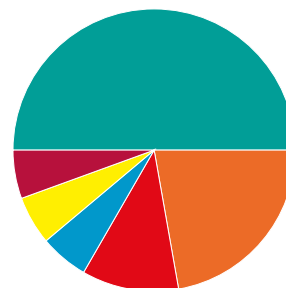
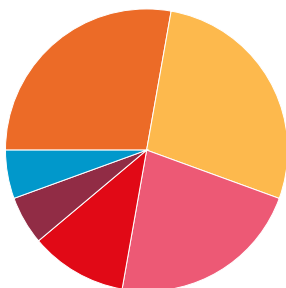
2015			
Seats	Votes		Lists
2	26.612	11,58%	C's
1	19.364	8,43%	PSC
1	18.736	8,15%	CUP
1	16.761	7,29%	PP
	1.046	0,46%	PACMA
	391	0,17%	RECORTES CERO-ELS VERDS
10	126.922	55,22%	JxSí
	9.879	4,30%	CatSiqueesPot
	8.178	3,56%	unio.cat
	221	0,10%	GANEMOS

## Tarragona

Counted: 100%

	2017		2015	
Votes cast	444.068	78,41%	74,19%	
Abstention	122.275	21,59%	25,81%	
Spoilt ballots	2.302	0,52%	0,58%	
Blank ballots	2.094	0,47%	0,63%	
Ballots for lists	439.672	99,01%	98,79%	

Seats: 18



2017		
Lists	Votes	Seats
C's	120.825	27,35% 5
ERC-CatSí	104.832	23,73% 5
JUNTSxCAT	96.031	21,74% 4
PSC	52.017	11,77% 2
CatComú-Podem	23.653	5,35% 1
PP	20.188	4,57% 1
CUP	17.687	4,00%
PACMA	3.645	0,83%
RECORTES CERO-GRUPO VERDE	794	0,18%
DIÀLEG (C. RETIRADA)	0	0%

2015		
Seats	Votes	Lists
4	80.374 19,39%	C's
2	49.016 11,83%	PSC
1	36.968 8,92%	PP
1	30.613 7,39%	CUP
	2.862 0,69%	PACMA
	965 0,23%	RECORTES CERO-ELS VERDS
9	172.537 41,63%	JxSí
1	26.808 6,47%	CatSíqueesPot
	11.120 2,68%	unio.cat
	626 0,15%	GANEMOS

## Counties

	Alt Camp		Alt Empordà		Alt Penedès		Alt Urgell		Alta Ribagorça	
Counted	100%		100%		100%		100%		100%	
Votes cast	26.236	82,24%	67.825	78,66%	65.129	84,28%	11.745	77,51%	2.319	80,02%
Abstention	5.664	17,76%	18.401	21,34%	12.146	15,72%	3.408	22,49%	579	19,98%
Spoilt ballots	130	0,50%	329	0,49%	255	0,39%	41	0,35%	16	0,69%
Blank ballots	110	0,42%	359	0,53%	294	0,45%	61	0,52%	8	0,34%
Ballots for lists	25.996	99,09%	67.137	98,99%	64.580	99,16%	11.643	99,13%	2.295	98,97%
Lists										
C's	5.172	19,81%	16.662	24,69%	11.403	17,58%	1.805	15,42%	358	15,54%
JUNTSxCAT	8.083	30,96%	20.697	30,66%	19.607	30,22%	4.011	34,27%	577	25,05%
ERC-CatSí	6.566	25,15%	15.018	22,25%	16.463	25,38%	3.073	26,26%	620	26,92%
PSC	2.517	9,64%	5.846	8,66%	6.698	10,32%	1.117	9,54%	323	14,03%
CatComú-Podem	1.123	4,30%	2.655	3,93%	3.734	5,76%	413	3,53%	164	7,12%
CUP	1.426	5,46%	3.113	4,61%	4.139	6,38%	669	5,72%	174	7,56%
PP	883	3,38%	2.542	3,77%	1.945	3,00%	484	4,14%	58	2,52%
PACMA	195	0,75%	466	0,69%	488	0,75%	46	0,39%	13	0,56%
RECORTES CERO-GRUPO VERDE	31	0,12%	94	0,14%	103	0,16%	9	0,08%	5	0,22%
PU M+J	-	-	44	0,07%	-	-	16	0,14%	3	0,13%
DIÀLEG (C. RETIRADA)	0	0%	0	0%	0	0%	0	0%	0	0%
	Anoia		Aran		Bages		Baix Camp		Baix Ebre	
Counted	100%		100%		100%		100%		100%	
Votes cast	72.695	82,77%	5.265	74,52%	106.651	82,65%	104.220	81,37%	42.262	77,90%
Abstention	15.136	17,23%	1.800	25,48%	22.384	17,35%	23.858	18,63%	11.992	22,10%
Spoilt ballots	300	0,41%	41	0,78%	373	0,35%	436	0,42%	248	0,59%
Blank ballots	374	0,51%	36	0,68%	538	0,50%	433	0,42%	286	0,68%
Ballots for lists	72.021	99,07%	5.188	98,54%	105.740	99,15%	103.351	99,17%	41.728	98,74%
Lists										
C's	17.829	24,63%	1.745	33,40%	20.133	18,94%	31.335	30,19%	6.406	15,25%
JUNTSxCAT	17.880	24,70%	755	14,45%	33.265	31,30%	23.294	22,44%	11.948	28,44%
ERC-CatSí	16.174	22,34%	676	12,94%	26.126	24,58%	22.324	21,51%	14.016	33,36%
PSC	8.980	12,40%	1.036	19,83%	11.062	10,41%	11.377	10,96%	3.816	9,08%
CatComú-Podem	4.528	6,25%	354	6,78%	5.461	5,14%	4.933	4,75%	1.886	4,49%
CUP	3.338	4,61%	174	3,33%	5.605	5,27%	4.415	4,25%	1.673	3,98%
PP	2.399	3,31%	381	7,29%	3.241	3,05%	4.601	4,43%	1.767	4,21%
PACMA	702	0,97%	46	0,88%	707	0,67%	881	0,85%	160	0,38%
RECORTES CERO-GRUPO VERDE	191	0,26%	12	0,23%	140	0,13%	191	0,18%	56	0,13%
PU M+J	-	-	9	0,17%	-	-	-	-	-	-
DIÀLEG (C. RETIRADA)	0	0%	0	0%	0	0%	0	0%	0	0%
	Baix Empordà		Baix Llobregat		Baix Penedès		Barcelonès		Berguedà	
Counted	100%		100%		100%		100%		100%	
Votes cast	71.094	80,55%	494.942	83,21%	55.297	77,63%	1.261.090	80,80%	25.745	83,32%
Abstention	17.163	19,45%	99.875	16,79%	15.937	22,37%	299.574	19,20%	5.153	16,68%
Spoilt ballots	299	0,42%	1.758	0,36%	465	0,84%	3.824	0,30%	111	0,43%
Blank ballots	305	0,43%	2.048	0,41%	221	0,40%	5.127	0,41%	121	0,47%
Ballots for lists	70.490	99,15%	491.136	99,23%	54.611	98,76%	1.252.139	99,29%	25.513	99,10%
Lists										
C's	14.622	20,65%	156.114	31,65%	17.785	32,44%	332.080	26,41%	2.441	9,52%
JUNTSxCAT	24.403	34,47%	55.928	11,34%	9.106	16,61%	209.138	16,63%	11.005	42,93%
ERC-CatSí	16.031	22,64%	92.645	18,79%	10.677	19,47%	246.072	19,57%	7.111	27,74%
PSC	6.791	9,59%	95.048	19,27%	8.275	15,09%	203.458	16,18%	1.584	6,18%
CatComú-Podem	2.888	4,08%	47.823	9,70%	3.727	6,80%	118.424	9,42%	753	2,94%
CUP	3.311	4,68%	15.066	3,05%	1.907	3,48%	58.046	4,62%	1.876	7,32%
PP	1.877	2,65%	20.963	4,25%	2.368	4,32%	70.344	5,59%	636	2,48%
PACMA	439	0,62%	5.896	1,20%	642	1,17%	11.154	0,89%	92	0,36%
RECORTES CERO-GRUPO VERDE	82	0,12%	1.653	0,34%	124	0,23%	3.423	0,27%	15	0,06%
PU M+J	46	0,06%	-	-	-	-	-	-	0	0%
DIÀLEG (C. RETIRADA)	0	0%	0	0%	0	0%	0	0%	0	0%

## Counties

	Berguedà		Cerdanya		Conca de Barberà		Garraf		Garrigues	
Counted	100%		100%		100%		100%		100%	
Votes cast	25.745	83,32%	10.254	80,07%	12.657	84,61%	84.488	80,75%	11.770	83,03%
Abstention	5.153	16,68%	2.553	19,93%	2.302	15,39%	20.136	19,25%	2.405	16,97%
Spoilt ballots	111	0,43%	55	0,54%	79	0,62%	287	0,34%	40	0,34%
Blank ballots	121	0,47%	47	0,46%	74	0,58%	296	0,35%	63	0,54%
Ballots for lists	25.513	99,10%	10.152	99,01%	12.504	98,79%	83.905	99,31%	11.667	99,12%
Lists										
C's	2.441	9,52%	1.913	18,76%	1.369	10,88%	23.632	28,07%	1.095	9,34%
JUNTSxCAT	11.005	42,93%	3.644	35,73%	5.022	39,93%	15.432	18,33%	4.881	41,61%
ERC-CatSí	7.111	27,74%	2.657	26,05%	3.780	30,05%	18.256	21,68%	3.649	31,11%
PSC	1.584	6,18%	671	6,58%	865	6,88%	12.063	14,33%	649	5,53%
CatComú-Podem	753	2,94%	291	2,85%	382	3,04%	6.511	7,73%	342	2,92%
CUP	1.876	7,32%	544	5,33%	705	5,61%	4.190	4,98%	640	5,46%
PP	636	2,48%	348	3,41%	301	2,39%	2.777	3,30%	358	3,05%
PACMA	92	0,36%	59	0,58%	74	0,59%	841	1,00%	33	0,28%
RECORTES CERO-GRUPO VERDE	15	0,06%	21	0,21%	6	0,05%	203	0,24%	6	0,05%
PU M+J	0	0%	4	0,04%	-	-	-	-	14	0,12%
DIÀLEG (C. RETIRADA)	0	0%	0	0%	0	0%	0	0%	0	0%
	Garrotxa		Gironès		Maresme		Moianès		Montsià	
Counted	100%		100%		100%		100%		100%	
Votes cast	33.492	83,63%	101.072	83,25%	267.299	83,08%	8.544	85,24%	36.775	78,71%
Abstention	6.556	16,37%	20.339	16,75%	54.438	16,92%	1.479	14,76%	9.948	21,29%
Spoilt ballots	89	0,27%	442	0,44%	906	0,34%	32	0,37%	224	0,61%
Blank ballots	154	0,46%	429	0,42%	1.024	0,38%	33	0,39%	249	0,68%
Ballots for lists	33.249	99,27%	100.201	99,14%	265.369	99,28%	8.479	99,24%	36.302	98,71%
Lists										
C's	3.342	10,01%	18.518	18,40%	65.253	24,50%	890	10,46%	6.155	16,84%
JUNTSxCAT	16.252	48,65%	38.652	38,41%	66.364	24,91%	3.347	39,32%	8.207	22,45%
ERC-CatSí	7.773	23,27%	20.470	20,34%	61.410	23,05%	2.538	29,82%	13.180	36,06%
PSC	1.980	5,93%	8.659	8,60%	31.642	11,88%	502	5,90%	3.669	10,04%
CatComú-Podem	987	2,95%	3.903	3,88%	16.818	6,31%	313	3,68%	1.819	4,98%
CUP	2.052	6,14%	6.595	6,55%	11.682	4,39%	694	8,15%	1.378	3,77%
PP	704	2,11%	2.568	2,55%	9.339	3,51%	147	1,73%	1.740	4,76%
PACMA	116	0,35%	636	0,63%	2.345	0,88%	36	0,42%	115	0,31%
RECORTES CERO-GRUPO VERDE	25	0,07%	138	0,14%	516	0,19%	12	0,14%	39	0,11%
PU M+J	18	0,05%	62	0,06%	-	-	-	-	-	-
DIÀLEG (C. RETIRADA)	0	0%	0	0%	0	0%	0	0%	0	0%
	Noguera		Osona		Pallars Jussà		Pallars Sobirà		Pla de l'Estany	
Counted	100%		100%		100%		100%		100%	
Votes cast	22.202	81,90%	94.360	85,65%	7.830	79,63%	4.397	82,71%	18.968	86,18%
Abstention	4.907	18,10%	15.808	14,35%	2.003	20,37%	919	17,29%	3.041	13,82%
Spoilt ballots	118	0,53%	335	0,36%	29	0,37%	21	0,48%	56	0,30%
Blank ballots	127	0,57%	431	0,46%	44	0,56%	30	0,68%	88	0,46%
Ballots for lists	21.957	98,90%	93.594	99,19%	7.757	99,07%	4.346	98,84%	18.824	99,24%
Lists										
C's	2.824	12,79%	10.823	11,51%	856	10,97%	302	6,90%	1.543	8,16%
JUNTSxCAT	8.172	37,00%	43.384	46,14%	3.143	40,29%	1.541	35,21%	9.718	51,39%
ERC-CatSí	6.667	30,19%	23.416	24,90%	2.066	26,48%	1.469	33,57%	4.477	23,67%
PSC	1.512	6,85%	5.508	5,86%	640	8,20%	278	6,35%	785	4,15%
CatComú-Podem	589	2,67%	2.761	2,94%	298	3,82%	138	3,15%	483	2,55%
CUP	1.041	4,71%	5.568	5,92%	504	6,46%	491	11,22%	1.347	7,12%
PP	1.023	4,63%	1.709	1,82%	214	2,74%	92	2,10%	379	2,00%
PACMA	75	0,34%	354	0,38%	26	0,33%	20	0,46%	67	0,35%
RECORTES CERO-GRUPO VERDE	19	0,09%	71	0,08%	5	0,06%	11	0,25%	17	0,09%
PU M+J	35	0,16%	0	0%	5	0,06%	4	0,09%	8	0,04%
DIÀLEG (C. RETIRADA)	0	0%	0	0%	0	0%	0	0%	0	0%

## Counties

	Pla de l'Estany		Pla d'Urgell		Priorat		Ribera d'Ebre		Ripollès	
Counted	100%		100%		100%		100%		100%	
Votes cast	18.968	86,18%	20.262	82,24%	6.252	88,06%	13.527	83,44%	16.618	84,90%
Abstention	3.041	13,82%	4.376	17,76%	848	11,94%	2.684	16,56%	2.956	15,10%
Spoilt ballots	56	0,30%	99	0,49%	17	0,27%	86	0,64%	81	0,49%
Blank ballots	88	0,46%	106	0,52%	33	0,53%	75	0,55%	93	0,56%
Ballots for lists	18.824	99,24%	20.057	98,99%	6.202	99,20%	13.366	98,81%	16.444	98,95%
Lists										
C's	1.543	8,16%	2.448	12,14%	433	6,94%	1.527	11,36%	1.981	11,98%
JUNTSxCAT	9.718	51,39%	8.384	41,58%	2.340	37,53%	4.241	31,55%	7.543	45,61%
ERC-CatSí	4.477	23,67%	5.525	27,40%	2.161	34,66%	4.764	35,44%	4.008	24,24%
PSC	785	4,15%	1.409	6,99%	392	6,29%	1.124	8,36%	1.159	7,01%
CatComú-Podem	483	2,55%	580	2,88%	166	2,66%	509	3,79%	496	3,00%
CUP	1.347	7,12%	879	4,36%	544	8,72%	675	5,02%	810	4,90%
PP	379	2,00%	719	3,57%	137	2,20%	458	3,41%	371	2,24%
PACMA	67	0,35%	69	0,34%	22	0,35%	56	0,42%	60	0,36%
RECORTES CERO-GRUPO VERDE	17	0,09%	13	0,06%	7	0,11%	12	0,09%	12	0,07%
PU M+J	8	0,04%	31	0,15%	-	-	-	-	4	0,02%
DIÀLEG (C. RETIRADA)	0	0%	0	0%	0	0%	0	0%	0	0%
	Segarra		Segrià		Selva		Solsonès		Tarragonès	
Counted	100%		100%		100%		100%		100%	
Votes cast	11.670	83,69%	111.832	79,66%	90.139	80,43%	8.216	83,63%	136.995	80,61%
Abstention	2.275	16,31%	28.561	20,34%	21.934	19,57%	1.608	16,37%	32.955	19,39%
Spoilt ballots	84	0,72%	386	0,35%	516	0,57%	30	0,37%	547	0,40%
Blank ballots	62	0,53%	588	0,53%	365	0,40%	48	0,58%	540	0,39%
Ballots for lists	11.524	98,75%	110.858	99,13%	89.258	99,02%	8.138	99,05%	135.908	99,21%
Lists										
C's	1.557	13,44%	24.033	21,56%	21.047	23,48%	896	10,95%	48.998	35,91%
JUNTSxCAT	4.499	38,83%	29.710	26,66%	28.386	31,67%	3.234	39,51%	20.997	15,39%
ERC-CatSí	3.124	26,96%	27.825	24,97%	18.187	20,29%	2.448	29,90%	24.591	18,02%
PSC	752	6,49%	12.125	10,88%	9.282	10,36%	440	5,38%	19.110	14,01%
CatComú-Podem	347	2,99%	5.170	4,64%	4.759	5,31%	234	2,86%	8.657	6,34%
CUP	714	6,16%	4.865	4,37%	3.876	4,32%	578	7,06%	4.467	3,27%
PP	453	3,91%	6.064	5,44%	2.763	3,08%	260	3,18%	7.308	5,36%
PACMA	48	0,41%	715	0,64%	746	0,83%	21	0,26%	1.471	1,08%
RECORTES CERO-GRUPO VERDE	9	0,08%	188	0,17%	158	0,18%	9	0,11%	309	0,23%
PU M+J	21	0,18%	163	0,15%	54	0,06%	18	0,22%	-	-
DIÀLEG (C. RETIRADA)	0	0%	0	0%	0	0%	0	0%	0	0%
	Terra Alta		Urgell		Vallès Occidental		Vallès Oriental			
Counted	100%		100%		100%		100%			
Votes cast	7.428	84,04%	20.208	81,95%	548.356	83,36%	247.534	83,49%		
Abstention	1.411	15,96%	4.450	18,05%	109.499	16,64%	48.940	16,51%		
Spoilt ballots	56	0,75%	80	0,40%	1.830	0,33%	885	0,36%		
Blank ballots	61	0,82%	143	0,71%	2.628	0,48%	1.162	0,47%		
Ballots for lists	7.311	98,42%	19.985	98,90%	543.898	99,19%	245.487	99,17%		
Lists										
C's	1.039	14,09%	2.459	12,22%	159.215	29,13%	63.956	25,93%		
JUNTSxCAT	2.254	30,58%	7.833	38,92%	92.240	16,88%	51.889	21,04%		
ERC-CatSí	2.252	30,55%	5.932	29,47%	109.034	19,95%	54.750	22,20%		
PSC	625	8,48%	1.202	5,97%	84.461	15,45%	34.352	13,93%		
CatComú-Podem	290	3,93%	621	3,09%	49.283	9,02%	18.483	7,49%		
CUP	369	5,01%	1.162	5,77%	21.891	4,01%	10.493	4,25%		
PP	462	6,27%	686	3,41%	20.058	3,67%	8.532	3,46%		
PACMA	13	0,18%	55	0,27%	6.139	1,12%	2.424	0,98%		
RECORTES CERO-GRUPO VERDE	7	0,09%	21	0,10%	1.577	0,29%	608	0,25%		
PU M+J	-	-	14	0,07%	-	-	-	-		
DIÀLEG (C. RETIRADA)	0	0%	0	0%	0	0%	0	0%		

## Lists



C's  
Ciutadans-Partido de la Ciudadanía

2017					2015		
	Counted	Votes		Seats	Seats	Votes	
Barcelona	100%	868.365	26,43%	24	17	581.032	18,84%
Girona	100%	79.634	19,51%	4	2	48.346	12,53%
Lleida	100%	40.908	16,97%	3	2	26.612	11,58%
Tarragona	100%	120.825	27,35%	5	4	80.374	19,39%
Catalonia	100%	1.109.732	25,35%	36	25	736.364	17,90%



JUNTSxCAT  
Junts per Catalunya

2017					2015		
	Counted	Votes		Seats	Seats	Votes	
Barcelona	100%	624.261	19,00%	17	-	-	-
Girona	100%	149.638	36,67%	7	-	-	-
Lleida	100%	78.303	32,48%	6	-	-	-
Tarragona	100%	96.031	21,74%	4	-	-	-
Catalonia	100%	948.233	21,66%	34	-	-	-



ERC-CatSí  
Esquerra Republicana-Catalunya Sí

2017					2015		
	Counted	Votes		Seats	Seats	Votes	
Barcelona	100%	678.030	20,63%	18	-	-	-
Girona	100%	88.582	21,71%	4	-	-	-
Lleida	100%	64.417	26,72%	5	-	-	-
Tarragona	100%	104.832	23,73%	5	-	-	-
Catalonia	100%	935.861	21,38%	32	-	-	-



PSC  
Partit dels Socialistes de Catalunya (PSC-PSOE)

2017					2015		
	Counted	Votes		Seats	Seats	Votes	
Barcelona	100%	497.650	15,15%	13	12	421.487	13,67%
Girona	100%	35.197	8,62%	1	1	33.416	8,66%
Lleida	100%	21.795	9,04%	1	1	19.364	8,43%
Tarragona	100%	52.017	11,77%	2	2	49.016	11,83%
Catalonia	100%	606.659	13,86%	17	16	523.283	12,72%



## Lists



CatComú-Podem  
Catalunya en Comú-Podem

2017					2015		
	Counted	Votes		Seats	Seats	Votes	
Barcelona	100%	276.810	8,42%	7	-	-	
Girona	100%	16.482	4,04%		-	-	
Lleida	100%	9.415	3,91%		-	-	
Tarragona	100%	23.653	5,35%	1	-	-	
Catalonia	100%	326.360	7,46%	8	-	-	



CUP  
Candidatura d'Unitat Popular

2017					2015		
	Counted	Votes		Seats	Seats	Votes	
Barcelona	100%	143.711	4,37%	3	7	255.328	8,28%
Girona	100%	21.708	5,32%	1	1	33.117	8,58%
Lleida	100%	12.140	5,04%		1	18.736	8,15%
Tarragona	100%	17.687	4,00%		1	30.613	7,39%
Catalonia	100%	195.246	4,46%	4	10	337.794	8,21%



PP  
Partit Popular / Partido Popular

2017					2015		
	Counted	Votes		Seats	Seats	Votes	
Barcelona	100%	142.934	4,35%	3	8	272.804	8,85%
Girona	100%	11.646	2,85%		1	22.660	5,87%
Lleida	100%	10.902	4,52%		1	16.761	7,29%
Tarragona	100%	20.188	4,57%	1	1	36.968	8,92%
Catalonia	100%	185.670	4,24%	4	11	349.193	8,49%



PACMA  
Partit Animalista contra el Maltractament Animal

2017					2015		
	Counted	Votes		Seats	Seats	Votes	
Barcelona	100%	31.330	0,95%			24.426	0,79%
Girona	100%	2.582	0,63%			1.823	0,47%
Lleida	100%	1.186	0,49%			1.046	0,46%
Tarragona	100%	3.645	0,83%			2.862	0,69%
Catalonia	100%	38.743	0,89%			30.157	0,73%

## Lists



RECORTES CERO-GRUPO VERDE  
Recortes Cero-Grupo Verde

	2017			2015	
	Counted	Votes	Seats	Seats	Votes
Barcelona	100%	8.621	0,26%		12.329 0,40%
Girona	100%	560	0,14%		759 0,20%
Lleida	100%	312	0,13%		391 0,17%
Tarragona	100%	794	0,18%		965 0,23%
Catalonia	100%	10.287	0,24%		14.444 0,35%



PU M+J  
Per un Món Més Just

	2017			2015	
	Counted	Votes	Seats	Seats	Votes
Barcelona	-	-	-	-	-
Girona	100%	241	0,06%	-	-
Lleida	100%	336	0,14%	-	-
Tarragona	-	-	-	-	-
Catalonia	100%	577	0,01%	-	-

## Municipalities of Barcelona

	Residents abroad		Abrera		Aguilar de Segarra		Aiguafreda		Alella	
Counted		100%		100%		100%		100%		100%
Votes cast	20.244	11,56%	7.647	85,30%	189	87,91%	1.715	85,41%	6.063	84,89%
Abstention	154.851	88,44%	1.318	14,70%	26	12,09%	293	14,59%	1.079	15,11%
Spoilt ballots	31	0,15%	26	0,34%	4	2,12%	10	0,58%	19	0,31%
Blank ballots	88	0,43%	38	0,50%	0	0%	4	0,23%	29	0,48%
Ballots for lists	20.125	99,41%	7.583	99,16%	185	97,88%	1.701	99,18%	6.015	99,21%
Lists										
C's	4.377	21,65%	2.559	33,58%	12	6,49%	197	11,55%	1.247	20,63%
ERC-CatSí	4.204	20,80%	1.411	18,51%	37	20,00%	499	29,27%	1.466	24,26%
JUNTSxCAT	5.216	25,81%	634	8,32%	85	45,95%	660	38,71%	1.860	30,77%
PSC	2.223	11,00%	1.487	19,51%	9	4,86%	110	6,45%	609	10,08%
CatComú-Podem	1.870	9,25%	815	10,69%	1	0,54%	79	4,63%	331	5,48%
CUP	1.177	5,82%	198	2,60%	38	20,54%	95	5,57%	235	3,89%
PP	815	4,03%	321	4,21%	3	1,62%	43	2,52%	211	3,49%
PACMA	135	0,67%	129	1,69%	0	0%	16	0,94%	44	0,73%
RECORTES CERO-GRUPO VERDE	108	0,53%	29	0,38%	0	0%	2	0,12%	12	0,20%
DIÀLEG (C. RETIRADA)	0	0%	0	0%	0	0%	0	0%	0	0%

	Alpens		Ametlla del Vallès, l'		Arenys de Mar		Arenys de Munt		Argençola	
Counted		100%		100%		100%		100%		100%
Votes cast	195	91,98%	5.402	85,52%	9.464	81,10%	5.616	84,78%	158	83,16%
Abstention	17	8,02%	915	14,48%	2.205	18,90%	1.008	15,22%	32	16,84%
Spoilt ballots	0	0%	8	0,15%	33	0,35%	11	0,20%	0	0%
Blank ballots	2	1,03%	19	0,35%	33	0,35%	18	0,32%	0	0%
Ballots for lists	193	98,97%	5.375	99,50%	9.398	99,30%	5.587	99,48%	158	100%
Lists										
C's	0	0%	1.023	18,97%	1.693	17,95%	801	14,29%	12	7,59%
ERC-CatSí	40	20,51%	1.296	24,03%	2.439	25,86%	1.595	28,46%	47	29,75%
JUNTSxCAT	122	62,56%	1.966	36,45%	3.068	32,53%	2.107	37,59%	71	44,94%
PSC	8	4,10%	450	8,34%	872	9,25%	346	6,17%	3	1,90%
CatComú-Podem	6	3,08%	261	4,84%	447	4,74%	265	4,73%	3	1,90%
CUP	17	8,72%	202	3,74%	489	5,19%	323	5,76%	17	10,76%
PP	0	0%	125	2,32%	318	3,37%	104	1,86%	3	1,90%
PACMA	0	0%	38	0,70%	53	0,56%	39	0,70%	2	1,27%
RECORTES CERO-GRUPO VERDE	0	0%	14	0,26%	19	0,20%	7	0,12%	0	0%
DIÀLEG (C. RETIRADA)	0	0%	0	0%	0	0%	0	0%	0	0%

	Argentona		Artés		Avià		Avinyó		Avinyonet del Penedès	
Counted		100%		100%		100%		100%		100%
Votes cast	8.049	86,63%	3.616	85,73%	1.529	87,07%	1.441	84,91%	1.070	85,87%
Abstention	1.242	13,37%	602	14,27%	227	12,93%	256	15,09%	176	14,13%
Spoilt ballots	22	0,27%	18	0,50%	1	0,07%	6	0,42%	0	0%
Blank ballots	35	0,43%	18	0,50%	11	0,72%	12	0,83%	3	0,28%
Ballots for lists	7.992	99,29%	3.580	99,00%	1.517	99,22%	1.423	98,75%	1.067	99,72%
Lists										
C's	1.737	21,64%	584	16,23%	85	5,56%	110	7,67%	168	15,70%
ERC-CatSí	1.838	22,90%	1.023	28,43%	467	30,56%	415	28,92%	253	23,64%
JUNTSxCAT	2.349	29,26%	1.197	33,27%	730	47,77%	680	47,39%	423	39,53%
PSC	791	9,85%	265	7,37%	48	3,14%	51	3,55%	77	7,20%
CatComú-Podem	431	5,37%	133	3,70%	27	1,77%	25	1,74%	57	5,33%
CUP	491	6,12%	261	7,25%	136	8,90%	100	6,97%	60	5,61%
PP	284	3,54%	88	2,45%	23	1,51%	39	2,72%	23	2,15%
PACMA	60	0,75%	26	0,72%	1	0,07%	2	0,14%	5	0,47%
RECORTES CERO-GRUPO VERDE	11	0,14%	3	0,08%	0	0%	1	0,07%	1	0,09%
DIÀLEG (C. RETIRADA)	0	0%	0	0%	0	0%	0	0%	0	0%

## Municipalities of Barcelona

	Badalona		Badia del Vallès		Bagà		Balenyà		Balsareny	
Counted	100%		100%		100%		100%		100%	
Votes cast	124.663	80,06%	8.322	78,81%	1.561	85,91%	2.371	85,20%	2.160	83,33%
Abstention	31.043	19,94%	2.238	21,19%	256	14,09%	412	14,80%	432	16,67%
Spoilt ballots	467	0,37%	21	0,25%	3	0,19%	7	0,30%	10	0,46%
Blank ballots	484	0,39%	41	0,49%	10	0,64%	18	0,76%	11	0,51%
Ballots for lists	123.712	99,24%	8.260	99,25%	1.548	99,17%	2.346	98,95%	2.139	99,03%
Lists										
C's	38.554	31,04%	3.258	39,25%	226	14,51%	400	16,92%	459	21,35%
ERC-CatSí	22.566	18,17%	963	11,60%	467	29,97%	564	23,86%	526	24,47%
JUNTSxCAT	14.368	11,57%	311	3,75%	536	34,40%	904	38,24%	632	29,40%
PSC	21.067	16,96%	1.949	23,48%	138	8,86%	206	8,71%	232	10,79%
CatComú-Podem	11.262	9,07%	903	10,88%	57	3,66%	100	4,23%	128	5,95%
CUP	3.697	2,98%	248	2,99%	99	6,35%	106	4,48%	112	5,21%
PP	10.301	8,29%	449	5,41%	22	1,41%	42	1,78%	34	1,58%
PACMA	1.488	1,20%	150	1,81%	1	0,06%	19	0,80%	16	0,74%
RECORTES CERO-GRUPO VERDE	409	0,33%	29	0,35%	2	0,13%	5	0,21%	0	0%
DIÀLEG (C. RETIRADA)	0	0%	0	0%	0	0%	0	0%	0	0%
					Barcelona		Barcelona		Barcelona	
	Barberà del Vallès		Barcelona		Ciutat Vella		Eixample		Gràcia	
Counted	100%		100%		100%		100%		100%	
Votes cast	20.656	83,90%	918.695	81,60%	31.953	67,50%	151.745	83,01%	71.922	83,47%
Abstention	3.964	16,10%	207.143	18,40%	15.385	32,50%	31.054	16,99%	14.240	16,53%
Spoilt ballots	77	0,37%	2.594	0,28%	103	0,32%	353	0,23%	169	0,23%
Blank ballots	81	0,39%	3.772	0,41%	159	0,50%	567	0,37%	279	0,39%
Ballots for lists	20.498	99,24%	912.329	99,31%	31.691	99,18%	150.825	99,39%	71.474	99,38%
Lists										
C's	7.140	34,70%	219.542	23,96%	6.898	21,66%	30.939	20,44%	11.523	16,06%
ERC-CatSí	3.437	16,70%	191.588	20,91%	6.837	21,47%	32.418	21,41%	17.453	24,32%
JUNTSxCAT	1.559	7,58%	179.151	19,56%	5.004	15,71%	38.627	25,51%	18.126	25,26%
PSC	4.079	19,82%	132.742	14,49%	4.484	14,08%	19.002	12,55%	8.220	11,46%
CatComú-Podem	2.291	11,13%	85.351	9,32%	3.880	12,18%	13.166	8,70%	7.079	9,87%
CUP	702	3,41%	48.446	5,29%	2.422	7,60%	8.715	5,76%	5.978	8,33%
PP	907	4,41%	46.225	5,05%	1.678	5,27%	6.770	4,47%	2.447	3,41%
PACMA	294	1,43%	7.146	0,78%	366	1,15%	932	0,62%	505	0,70%
RECORTES CERO-GRUPO VERDE	89	0,43%	2.138	0,23%	122	0,38%	256	0,17%	143	0,20%
DIÀLEG (C. RETIRADA)	0	0%	0	0%	0	0%	0	0%	0	0%
					Barcelona		Barcelona		Barcelona	
	Horta-Guinardó		Les Corts		Nou Barris		Sant Andreu		Sant Martí	
Counted	100%		100%		100%		100%		100%	
Votes cast	101.825	81,10%	53.106	86,58%	91.488	77,29%	90.168	82,66%	135.726	82,52%
Abstention	23.731	18,90%	8.230	13,42%	26.881	22,71%	18.919	17,34%	28.759	17,48%
Spoilt ballots	292	0,29%	120	0,23%	336	0,37%	290	0,32%	443	0,33%
Blank ballots	452	0,44%	232	0,44%	361	0,39%	304	0,34%	504	0,37%
Ballots for lists	101.081	99,27%	52.754	99,34%	90.791	99,24%	89.574	99,34%	134.779	99,30%
Lists										
C's	24.313	23,95%	14.331	27,05%	28.474	31,24%	21.750	24,20%	32.206	23,81%
ERC-CatSí	22.023	21,69%	9.620	18,16%	15.800	17,33%	21.087	23,46%	31.155	23,03%
JUNTSxCAT	16.596	16,35%	13.255	25,02%	8.463	9,28%	14.050	15,63%	21.175	15,65%
PSC	15.864	15,62%	6.985	13,18%	17.522	19,22%	13.860	15,42%	21.322	15,76%
CatComú-Podem	10.252	10,10%	3.244	6,12%	9.912	10,87%	9.170	10,20%	14.068	10,40%
CUP	5.683	5,60%	1.917	3,62%	3.281	3,60%	4.386	4,88%	6.898	5,10%
PP	5.175	5,10%	3.073	5,80%	6.096	6,69%	4.247	4,73%	6.419	4,74%
PACMA	918	0,90%	255	0,48%	944	1,04%	807	0,90%	1.190	0,88%
RECORTES CERO-GRUPO VERDE	257	0,25%	74	0,14%	299	0,33%	217	0,24%	346	0,26%
DIÀLEG (C. RETIRADA)	0	0%	0	0%	0	0%	0	0%	0	0%

## Municipalities of Barcelona

	Barcelona		Barcelona		Begues		Bellprat		Berga	
	<i>Sants-Montjuic</i>		<i>Sarrià-Sant Gervasi</i>							
Counted	100%		100%		100%		100%		100%	
Votes cast	99.025	79,26%	91.737	86,73%	4.381	87,08%	59	86,76%	9.930	81,45%
Abstention	25.912	20,74%	14.032	13,27%	650	12,92%	9	13,24%	2.262	18,55%
Spoilt ballots	300	0,30%	188	0,20%	14	0,32%	3	5,08%	41	0,41%
Blank ballots	381	0,38%	533	0,58%	16	0,37%	0	0%	36	0,36%
Ballots for lists	98.344	99,31%	91.016	99,21%	4.351	99,32%	56	94,92%	9.853	99,22%
Lists										
C's	21.720	22,00%	27.388	29,92%	962	22,03%	10	17,86%	1.012	10,23%
ERC-CatSí	23.524	23,83%	11.671	12,75%	1.168	26,75%	13	23,21%	2.750	27,81%
JUNTSxCAT	16.988	17,21%	26.867	29,35%	1.057	24,20%	22	39,29%	4.047	40,92%
PSC	14.082	14,26%	11.401	12,45%	468	10,72%	4	7,14%	630	6,37%
CatComú-Podem	10.191	10,32%	4.389	4,79%	320	7,33%	2	3,57%	314	3,18%
CUP	6.096	6,17%	3.070	3,35%	238	5,45%	3	5,36%	803	8,12%
PP	4.600	4,66%	5.720	6,25%	90	2,06%	2	3,57%	244	2,47%
PACMA	801	0,81%	428	0,47%	42	0,96%	0	0%	43	0,43%
RECORTES CERO-GRUPO VERDE	342	0,35%	82	0,09%	6	0,14%	0	0%	10	0,10%
DIÀLEG (C. RETIRADA)	0	0%	0	0%	0	0%	0	0%	0	0%

	Bigues i Riells		Borredà		Bruc, el		Brull, el		Cabanyes, les	
Counted	100%		100%		100%		100%		100%	
Votes cast	5.724	84,18%	315	85,37%	1.272	84,74%	167	91,26%	606	87,07%
Abstention	1.076	15,82%	54	14,63%	229	15,26%	16	8,74%	90	12,93%
Spoilt ballots	34	0,59%	0	0%	4	0,31%	0	0%	2	0,33%
Blank ballots	25	0,44%	1	0,32%	10	0,79%	1	0,60%	1	0,17%
Ballots for lists	5.665	98,97%	314	99,68%	1.258	98,90%	166	99,40%	603	99,50%
Lists										
C's	1.411	24,80%	19	6,03%	220	17,35%	7	4,19%	100	16,56%
ERC-CatSí	1.527	26,84%	69	21,90%	351	27,68%	33	19,76%	144	23,84%
JUNTSxCAT	1.300	22,85%	161	51,11%	301	23,74%	103	61,68%	220	36,42%
PSC	554	9,74%	24	7,62%	111	8,75%	1	0,60%	54	8,94%
CatComú-Podem	373	6,56%	5	1,59%	101	7,97%	2	1,20%	30	4,97%
CUP	258	4,53%	29	9,21%	125	9,86%	15	8,98%	37	6,13%
PP	175	3,08%	6	1,90%	40	3,15%	4	2,40%	15	2,48%
PACMA	54	0,95%	1	0,32%	6	0,47%	1	0,60%	3	0,50%
RECORTES CERO-GRUPO VERDE	13	0,23%	0	0%	3	0,24%	0	0%	0	0%
DIÀLEG (C. RETIRADA)	0	0%	0	0%	0	0%	0	0%	0	0%

	Cabrera d'Anoia		Cabrera de Mar		Cabrils		Calaf		Calders	
Counted	100%		100%		100%		100%		100%	
Votes cast	796	77,06%	3.140	89,00%	4.517	88,07%	2.018	85,44%	672	87,61%
Abstention	237	22,94%	388	11,00%	612	11,93%	344	14,56%	95	12,39%
Spoilt ballots	3	0,38%	10	0,32%	6	0,13%	7	0,35%	4	0,60%
Blank ballots	3	0,38%	17	0,54%	12	0,27%	8	0,40%	0	0%
Ballots for lists	790	99,25%	3.113	99,14%	4.499	99,60%	2.003	99,26%	668	99,40%
Lists										
C's	230	29,00%	548	17,51%	846	18,75%	272	13,53%	55	8,23%
ERC-CatSí	179	22,57%	717	22,91%	1.019	22,59%	482	23,97%	201	30,09%
JUNTSxCAT	111	14,00%	1.189	37,99%	1.719	38,11%	814	40,48%	286	42,81%
PSC	136	17,15%	270	8,63%	367	8,14%	173	8,60%	30	4,49%
CatComú-Podem	57	7,19%	149	4,76%	196	4,34%	85	4,23%	17	2,54%
CUP	33	4,16%	128	4,09%	201	4,46%	84	4,18%	59	8,83%
PP	27	3,40%	92	2,94%	105	2,33%	82	4,08%	13	1,95%
PACMA	10	1,26%	18	0,58%	41	0,91%	8	0,40%	7	1,05%
RECORTES CERO-GRUPO VERDE	7	0,88%	2	0,06%	5	0,11%	3	0,15%	0	0%
DIÀLEG (C. RETIRADA)	0	0%	0	0%	0	0%	0	0%	0	0%

## Municipalities of Barcelona

	Caldes de Montbui		Caldes d'Estrac		Calella		Calldetenes		Callús	
Counted	100%		100%		100%		100%		100%	
Votes cast	10.959	84,24%	1.630	80,97%	9.928	78,30%	1.675	88,62%	1.295	85,65%
Abstention	2.051	15,76%	383	19,03%	2.752	21,70%	215	11,38%	217	14,35%
Spoilt ballots	36	0,33%	5	0,31%	37	0,37%	2	0,12%	3	0,23%
Blank ballots	52	0,47%	3	0,18%	42	0,42%	6	0,36%	8	0,62%
Ballots for lists	10.871	99,20%	1.622	99,51%	9.849	99,20%	1.667	99,52%	1.284	99,15%
Lists										
C's	2.369	21,69%	256	15,75%	2.135	21,59%	118	7,05%	190	14,71%
ERC-CatSí	2.974	27,23%	412	25,35%	2.413	24,40%	427	25,52%	358	27,71%
JUNTSxCAT	2.592	23,73%	503	30,95%	2.931	29,63%	880	52,60%	501	38,78%
PSC	1.199	10,98%	194	11,94%	949	9,59%	70	4,18%	80	6,19%
CatComú-Podem	676	6,19%	109	6,71%	515	5,21%	38	2,27%	49	3,79%
CUP	619	5,67%	87	5,35%	434	4,39%	100	5,98%	76	5,88%
PP	323	2,96%	42	2,58%	364	3,68%	28	1,67%	26	2,01%
PACMA	99	0,91%	14	0,86%	87	0,88%	2	0,12%	4	0,31%
RECORTES CERO-GRUPO VERDE	20	0,18%	5	0,31%	21	0,21%	4	0,24%	0	0%
DIÀLEG (C. RETIRADA)	0	0%	0	0%	0	0%	0	0%	0	0%

	Calonge de Segarra		Campins		Canet de Mar		Canovelles		Canoves i Samalús	
Counted	100%		100%		100%		100%		100%	
Votes cast	141	84,94%	346	88,49%	8.936	82,05%	8.324	79,13%	1.950	85,49%
Abstention	25	15,06%	45	11,51%	1.955	17,95%	2.195	20,87%	331	14,51%
Spoilt ballots	0	0%	2	0,58%	26	0,29%	36	0,43%	9	0,46%
Blank ballots	1	0,71%	0	0%	30	0,34%	34	0,41%	9	0,46%
Ballots for lists	140	99,29%	344	99,42%	8.880	99,37%	8.254	99,16%	1.932	99,08%
Lists										
C's	6	4,26%	23	6,69%	1.656	18,59%	3.085	37,22%	544	28,03%
ERC-CatSí	24	17,02%	90	26,16%	2.407	27,01%	1.140	13,75%	487	25,09%
JUNTSxCAT	96	68,09%	128	37,21%	2.512	28,19%	948	11,44%	362	18,65%
PSC	6	4,26%	21	6,10%	895	10,04%	1.675	20,21%	235	12,11%
CatComú-Podem	3	2,13%	19	5,52%	511	5,74%	646	7,79%	135	6,96%
CUP	5	3,55%	55	15,99%	476	5,34%	212	2,56%	80	4,12%
PP	0	0%	4	1,16%	332	3,73%	427	5,15%	74	3,81%
PACMA	0	0%	4	1,16%	76	0,85%	87	1,05%	13	0,67%
RECORTES CERO-GRUPO VERDE	0	0%	0	0%	15	0,17%	34	0,41%	2	0,10%
DIÀLEG (C. RETIRADA)	0	0%	0	0%	0	0%	0	0%	0	0%

	Canyelles		Capellades		Capolat		Cardedeu		Cardona	
Counted	100%		100%		100%		100%		100%	
Votes cast	2.640	81,48%	3.454	83,69%	57	81,43%	11.392	86,15%	3.192	83,85%
Abstention	600	18,52%	673	16,31%	13	18,57%	1.831	13,85%	615	16,15%
Spoilt ballots	5	0,19%	8	0,23%	0	0%	44	0,39%	19	0,60%
Blank ballots	11	0,42%	19	0,55%	0	0%	62	0,54%	26	0,81%
Ballots for lists	2.624	99,39%	3.427	99,22%	57	100%	11.286	99,07%	3.147	98,59%
Lists										
C's	834	31,65%	749	21,74%	0	0%	2.090	18,42%	646	20,36%
ERC-CatSí	518	19,66%	872	25,30%	11	19,30%	3.109	27,40%	756	23,83%
JUNTSxCAT	475	18,03%	770	22,34%	30	52,63%	2.961	26,09%	887	27,95%
PSC	382	14,50%	435	12,62%	1	1,75%	1.208	10,65%	462	14,56%
CatComú-Podem	200	7,59%	154	4,47%	2	3,51%	756	6,66%	125	3,94%
CUP	74	2,81%	310	9,00%	10	17,54%	779	6,86%	135	4,25%
PP	106	4,02%	102	2,96%	1	1,75%	295	2,60%	115	3,62%
PACMA	31	1,18%	26	0,75%	1	1,75%	58	0,51%	17	0,54%
RECORTES CERO-GRUPO VERDE	4	0,15%	9	0,26%	1	1,75%	30	0,26%	4	0,13%
DIÀLEG (C. RETIRADA)	0	0%	0	0%	0	0%	0	0%	0	0%

## Municipalities of Barcelona

	Carme		Casserres		Castell de l'Areny		Castellar de n'Hug		Castellar del Riu	
Counted	100%		100%		100%		100%		100%	
Votes cast	494	86,06%	1.104	84,60%	55	84,62%	123	89,13%	123	91,79%
Abstention	80	13,94%	201	15,40%	10	15,38%	15	10,87%	11	8,21%
Spoilt ballots	3	0,61%	5	0,45%	0	0%	0	0%	0	0%
Blank ballots	1	0,20%	7	0,63%	0	0%	0	0%	0	0%
Ballots for lists	490	99,19%	1.092	98,91%	55	100%	123	100%	123	100%
Lists										
C's	52	10,59%	68	6,19%	1	1,82%	6	4,88%	8	6,50%
ERC-CatSí	147	29,94%	298	27,12%	13	23,64%	27	21,95%	23	18,70%
JUNTSxCAT	207	42,16%	543	49,41%	32	58,18%	76	61,79%	80	65,04%
PSC	37	7,54%	26	2,37%	0	0%	3	2,44%	3	2,44%
CatComú-Podem	7	1,43%	24	2,18%	2	3,64%	1	0,81%	0	0%
CUP	26	5,30%	93	8,46%	6	10,91%	3	2,44%	8	6,50%
PP	8	1,63%	34	3,09%	1	1,82%	6	4,88%	1	0,81%
PACMA	4	0,81%	6	0,55%	0	0%	1	0,81%	0	0%
RECORTES CERO-GRUPO VERDE	2	0,41%	0	0%	0	0%	0	0%	0	0%
DIÀLEG (C. RETIRADA)	0	0%	0	0%	0	0%	0	0%	0	0%

	Castellar del Vallès		Castellbell i el Vilar		Castellbisbal		Castellcir		Castelldefels	
Counted	100%		100%		100%		100%		100%	
Votes cast	15.549	85,61%	2.248	79,04%	7.659	84,19%	446	85,60%	34.761	81,49%
Abstention	2.613	14,39%	596	20,96%	1.438	15,81%	75	14,40%	7.896	18,51%
Spoilt ballots	46	0,30%	5	0,22%	30	0,39%	2	0,45%	90	0,26%
Blank ballots	90	0,58%	8	0,36%	56	0,73%	2	0,45%	170	0,49%
Ballots for lists	15.413	99,13%	2.235	99,42%	7.573	98,88%	442	99,10%	34.501	99,25%
Lists										
C's	3.629	23,41%	542	24,16%	2.351	30,82%	53	11,94%	12.258	35,36%
ERC-CatSí	3.901	25,16%	546	24,34%	1.641	21,51%	132	29,73%	5.817	16,78%
JUNTSxCAT	3.536	22,81%	543	24,21%	1.069	14,01%	180	40,54%	4.215	12,16%
PSC	1.856	11,97%	295	13,15%	1.094	14,34%	17	3,83%	5.774	16,65%
CatComú-Podem	1.156	7,46%	127	5,66%	687	9,01%	11	2,48%	3.003	8,66%
CUP	694	4,48%	98	4,37%	347	4,55%	40	9,01%	814	2,35%
PP	469	3,03%	68	3,03%	263	3,45%	7	1,58%	2.077	5,99%
PACMA	152	0,98%	15	0,67%	96	1,26%	2	0,45%	418	1,21%
RECORTES CERO-GRUPO VERDE	20	0,13%	1	0,04%	25	0,33%	0	0%	125	0,36%
DIÀLEG (C. RETIRADA)	0	0%	0	0%	0	0%	0	0%	0	0%

	Castellet i la Gornal		Castellfollit de Riubregós		Castellfollit del Boix		Castellgalí		Castellnou de Bages	
Counted	100%		100%		100%		100%		100%	
Votes cast	1.421	81,39%	130	90,91%	297	86,59%	1.311	82,25%	866	89,74%
Abstention	325	18,61%	13	9,09%	46	13,41%	283	17,75%	99	10,26%
Spoilt ballots	8	0,56%	0	0%	0	0%	5	0,38%	5	0,58%
Blank ballots	5	0,35%	0	0%	3	1,01%	9	0,69%	0	0%
Ballots for lists	1.408	99,09%	130	100%	294	98,99%	1.297	98,93%	861	99,42%
Lists										
C's	350	24,77%	15	11,54%	30	10,10%	341	26,11%	165	19,16%
ERC-CatSí	297	21,02%	25	19,23%	87	29,29%	262	20,06%	210	24,39%
JUNTSxCAT	334	23,64%	67	51,54%	136	45,79%	299	22,89%	306	35,54%
PSC	199	14,08%	8	6,15%	7	2,36%	172	13,17%	71	8,25%
CatComú-Podem	91	6,44%	5	3,85%	5	1,68%	112	8,58%	43	4,99%
CUP	55	3,89%	5	3,85%	24	8,08%	56	4,29%	44	5,11%
PP	59	4,18%	5	3,85%	5	1,68%	39	2,99%	15	1,74%
PACMA	21	1,49%	0	0%	0	0%	14	1,07%	6	0,70%
RECORTES CERO-GRUPO VERDE	2	0,14%	0	0%	0	0%	2	0,15%	1	0,12%
DIÀLEG (C. RETIRADA)	0	0%	0	0%	0	0%	0	0%	0	0%



## Municipalities of Barcelona

	Castellolí		Castellterçol		Castellví de la Marca		Castellví de Rosanes		Centelles	
Counted		100%		100%		100%		100%		100%
Votes cast	423	91,56%	1.607	85,71%	1.015	86,24%	1.182	84,67%	4.849	84,76%
Abstention	39	8,44%	268	14,29%	162	13,76%	214	15,33%	872	15,24%
Spoilt ballots	1	0,24%	8	0,50%	6	0,59%	2	0,17%	26	0,54%
Blank ballots	3	0,71%	3	0,19%	8	0,79%	7	0,59%	15	0,31%
Ballots for lists	419	99,05%	1.596	99,32%	1.001	98,62%	1.173	99,24%	4.808	99,15%
Lists										
C's	19	4,50%	154	9,63%	96	9,51%	303	25,68%	604	12,52%
ERC-CatSí	128	30,33%	445	27,83%	242	23,98%	278	23,56%	1.199	24,86%
JUNTSxCAT	207	49,05%	676	42,28%	429	42,52%	241	20,42%	2.022	41,92%
PSC	19	4,50%	107	6,69%	69	6,84%	160	13,56%	353	7,32%
CatComú-Podem	17	4,03%	75	4,69%	39	3,87%	92	7,80%	177	3,67%
CUP	21	4,98%	100	6,25%	81	8,03%	53	4,49%	318	6,59%
PP	4	0,95%	27	1,69%	34	3,37%	29	2,46%	112	2,32%
PACMA	4	0,95%	10	0,63%	8	0,79%	15	1,27%	18	0,37%
RECORTES CERO-GRUPO VERDE	0	0%	2	0,13%	3	0,30%	2	0,17%	5	0,10%
DIÀLEG (C. RETIRADA)	0	0%	0	0%	0	0%	0	0%	0	0%
	Cercs		Cerdanyola del Vallès		Cervelló		Collbató		Collsuspina	
Counted		100%		100%		100%		100%		100%
Votes cast	825	83,42%	36.609	84,70%	5.663	83,46%	2.813	86,90%	237	89,10%
Abstention	164	16,58%	6.614	15,30%	1.122	16,54%	424	13,10%	29	10,90%
Spoilt ballots	2	0,24%	129	0,35%	19	0,34%	16	0,57%	0	0%
Blank ballots	3	0,36%	175	0,48%	16	0,28%	4	0,14%	1	0,42%
Ballots for lists	820	99,39%	36.305	99,17%	5.628	99,38%	2.793	99,29%	236	99,58%
Lists										
C's	110	13,37%	10.741	29,44%	1.474	26,12%	594	21,24%	15	6,33%
ERC-CatSí	252	30,62%	6.914	18,95%	1.504	26,65%	820	29,32%	68	28,69%
JUNTSxCAT	295	35,84%	4.752	13,03%	1.021	18,09%	685	24,49%	118	49,79%
PSC	69	8,38%	6.607	18,11%	741	13,13%	258	9,22%	9	3,80%
CatComú-Podem	25	3,04%	3.727	10,22%	401	7,10%	175	6,26%	7	2,95%
CUP	41	4,98%	1.540	4,22%	176	3,12%	162	5,79%	16	6,75%
PP	16	1,94%	1.555	4,26%	221	3,92%	73	2,61%	1	0,42%
PACMA	11	1,34%	362	0,99%	73	1,29%	18	0,64%	1	0,42%
RECORTES CERO-GRUPO VERDE	1	0,12%	107	0,29%	17	0,30%	8	0,29%	1	0,42%
DIÀLEG (C. RETIRADA)	0	0%	0	0%	0	0%	0	0%	0	0%
	Copons		Corbera de Llobregat		Cornellà de Llobregat		Cubelles		Dosrius	
Counted		100%		100%		100%		100%		100%
Votes cast	214	86,29%	8.477	80,83%	50.966	81,93%	8.592	79,46%	3.334	84,66%
Abstention	34	13,71%	2.010	19,17%	11.240	18,07%	2.221	20,54%	604	15,34%
Spoilt ballots	2	0,93%	31	0,37%	173	0,34%	32	0,37%	18	0,54%
Blank ballots	1	0,47%	40	0,47%	175	0,34%	30	0,35%	13	0,39%
Ballots for lists	211	98,60%	8.406	99,16%	50.618	99,32%	8.530	99,28%	3.303	99,07%
Lists										
C's	18	8,49%	2.114	25,03%	16.982	33,43%	2.883	33,68%	854	25,75%
ERC-CatSí	75	35,38%	2.288	27,09%	7.382	14,53%	1.816	21,21%	853	25,72%
JUNTSxCAT	68	32,08%	1.769	20,94%	3.031	5,97%	1.215	14,19%	775	23,37%
PSC	17	8,02%	972	11,51%	12.537	24,68%	1.250	14,60%	367	11,07%
CatComú-Podem	5	2,36%	547	6,48%	5.761	11,34%	666	7,78%	199	6,00%
CUP	23	10,85%	357	4,23%	1.491	2,94%	248	2,90%	113	3,41%
PP	3	1,42%	260	3,08%	2.662	5,24%	332	3,88%	108	3,26%
PACMA	2	0,94%	83	0,98%	571	1,12%	94	1,10%	31	0,93%
RECORTES CERO-GRUPO VERDE	0	0%	16	0,19%	201	0,40%	26	0,30%	3	0,09%
DIÀLEG (C. RETIRADA)	0	0%	0	0%	0	0%	0	0%	0	0%



## Municipalities of Barcelona

	Esparreguera		Esplugues de Llobregat		Espunyola, l'		Esquirol, l'		Estany, l'	
Counted	100%		100%		100%		100%		100%	
Votes cast	13.483	82,44%	28.925	83,69%	187	86,18%	1.573	89,78%	298	91,13%
Abstention	2.871	17,56%	5.637	16,31%	30	13,82%	179	10,22%	29	8,87%
Spoilt ballots	47	0,35%	134	0,46%	1	0,53%	5	0,32%	0	0%
Blank ballots	62	0,46%	105	0,36%	1	0,53%	4	0,25%	3	1,01%
Ballots for lists	13.374	99,19%	28.686	99,17%	185	98,93%	1.564	99,43%	295	98,99%
Lists										
C's	3.601	26,80%	9.373	32,56%	6	3,23%	42	2,68%	15	5,03%
ERC-CatSí	3.172	23,61%	4.488	15,59%	41	22,04%	429	27,36%	110	36,91%
JUNTSxCAT	2.072	15,42%	3.207	11,14%	110	59,14%	839	53,51%	114	38,26%
PSC	2.186	16,27%	5.992	20,81%	1	0,54%	36	2,30%	22	7,38%
CatComú-Podem	1.064	7,92%	2.715	9,43%	8	4,30%	34	2,17%	6	2,01%
CUP	603	4,49%	808	2,81%	15	8,06%	165	10,52%	26	8,72%
PP	454	3,38%	1.773	6,16%	4	2,15%	14	0,89%	2	0,67%
PACMA	184	1,37%	253	0,88%	0	0%	4	0,26%	0	0%
RECORTES CERO-GRUPO VERDE	38	0,28%	77	0,27%	0	0%	1	0,06%	0	0%
DIÀLEG (C. RETIRADA)	0	0%	0	0%	0	0%	0	0%	0	0%

	Figaró-Montmany		Fígols		Fogars de la Selva		Fogars de Montclús		Folgueroles	
Counted	100%		100%		100%		100%		100%	
Votes cast	688	83,29%	32	84,21%	914	80,88%	301	87,25%	1.568	93,61%
Abstention	138	16,71%	6	15,79%	216	19,12%	44	12,75%	107	6,39%
Spoilt ballots	1	0,15%	1	3,13%	7	0,77%	3	1,00%	4	0,26%
Blank ballots	0	0%	0	0%	6	0,66%	2	0,66%	5	0,32%
Ballots for lists	687	99,85%	31	96,88%	901	98,58%	296	98,34%	1.559	99,43%
Lists										
C's	87	12,66%	3	9,68%	288	31,75%	23	7,72%	69	4,41%
ERC-CatSí	222	32,31%	13	41,94%	134	14,77%	51	17,11%	434	27,75%
JUNTSxCAT	195	28,38%	8	25,81%	194	21,39%	169	56,71%	869	55,56%
PSC	64	9,32%	2	6,45%	117	12,90%	7	2,35%	46	2,94%
CatComú-Podem	36	5,24%	0	0%	66	7,28%	10	3,36%	26	1,66%
CUP	64	9,32%	2	6,45%	33	3,64%	32	10,74%	97	6,20%
PP	14	2,04%	3	9,68%	48	5,29%	2	0,67%	15	0,96%
PACMA	5	0,73%	0	0%	20	2,21%	2	0,67%	2	0,13%
RECORTES CERO-GRUPO VERDE	0	0%	0	0%	1	0,11%	0	0%	1	0,06%
DIÀLEG (C. RETIRADA)	0	0%	0	0%	0	0%	0	0%	0	0%

	Fonollosa		Font-rubí		Franqueses del Vallès, les		Gaià		Gallifa	
Counted	100%		100%		100%		100%		100%	
Votes cast	989	86,07%	864	87,36%	11.298	81,93%	117	88,64%	136	91,89%
Abstention	160	13,93%	125	12,64%	2.492	18,07%	15	11,36%	12	8,11%
Spoilt ballots	0	0%	3	0,35%	28	0,25%	0	0%	0	0%
Blank ballots	7	0,71%	6	0,69%	57	0,50%	1	0,85%	0	0%
Ballots for lists	982	99,29%	855	98,96%	11.213	99,25%	116	99,15%	136	100%
Lists										
C's	117	11,83%	80	9,29%	3.510	31,14%	7	5,98%	8	5,88%
ERC-CatSí	304	30,74%	232	26,95%	2.386	21,17%	27	23,08%	33	24,26%
JUNTSxCAT	335	33,87%	397	46,11%	2.072	18,39%	67	57,26%	63	46,32%
PSC	80	8,09%	37	4,30%	1.510	13,40%	4	3,42%	4	2,94%
CatComú-Podem	43	4,35%	20	2,32%	860	7,63%	2	1,71%	9	6,62%
CUP	58	5,86%	56	6,50%	379	3,36%	7	5,98%	12	8,82%
PP	36	3,64%	26	3,02%	356	3,16%	2	1,71%	5	3,68%
PACMA	7	0,71%	7	0,81%	107	0,95%	0	0%	2	1,47%
RECORTES CERO-GRUPO VERDE	2	0,20%	0	0%	33	0,29%	0	0%	0	0%
DIÀLEG (C. RETIRADA)	0	0%	0	0%	0	0%	0	0%	0	0%

## Municipalities of Barcelona

	Garriga, la		Gavà		Gelida		Gironella		Gisclareny	
Counted	100%		100%		100%		100%		100%	
Votes cast	10.328	86,13%	27.684	81,56%	4.473	84,48%	3.122	84,13%	23	92,00%
Abstention	1.663	13,87%	6.259	18,44%	822	15,52%	589	15,87%	2	8,00%
Spoilt ballots	34	0,33%	78	0,28%	13	0,29%	17	0,54%	0	0%
Blank ballots	51	0,49%	132	0,48%	29	0,65%	9	0,29%	0	0%
Ballots for lists	10.243	99,18%	27.474	99,24%	4.431	99,06%	3.096	99,17%	23	100%
Lists										
C's	1.777	17,26%	9.486	34,36%	918	20,58%	307	9,89%	1	4,35%
ERC-CatSí	2.702	26,25%	4.677	16,94%	1.127	25,27%	877	28,24%	7	30,43%
JUNTSxCAT	3.371	32,75%	3.014	10,92%	988	22,15%	1.295	41,71%	13	56,52%
PSC	888	8,63%	5.521	20,00%	603	13,52%	218	7,02%	0	0%
CatComú-Podem	499	4,85%	2.438	8,83%	352	7,89%	95	3,06%	1	4,35%
CUP	676	6,57%	658	2,38%	269	6,03%	194	6,25%	1	4,35%
PP	256	2,49%	1.231	4,46%	115	2,58%	99	3,19%	0	0%
PACMA	66	0,64%	345	1,25%	49	1,10%	11	0,35%	0	0%
RECORTES CERO-GRUPO VERDE	8	0,08%	104	0,38%	10	0,22%	0	0%	0	0%
DIÀLEG (C. RETIRADA)	0	0%	0	0%	0	0%	0	0%	0	0%

	Granada, la		Granera		Granollers		Gualba		Guardiola de Berguedà	
Counted	100%		100%		100%		100%		100%	
Votes cast	1.362	87,31%	62	83,78%	35.407	81,58%	900	85,88%	601	80,67%
Abstention	198	12,69%	12	16,22%	7.992	18,42%	148	14,12%	144	19,33%
Spoilt ballots	1	0,07%	0	0%	119	0,34%	3	0,33%	3	0,50%
Blank ballots	11	0,81%	0	0%	167	0,47%	3	0,33%	2	0,33%
Ballots for lists	1.350	99,12%	62	100%	35.121	99,19%	894	99,33%	596	99,17%
Lists										
C's	174	12,78%	6	9,68%	9.438	26,75%	105	11,71%	57	9,53%
ERC-CatSí	392	28,80%	13	20,97%	7.390	20,94%	260	28,99%	153	25,59%
JUNTSxCAT	477	35,05%	33	53,23%	7.627	21,61%	342	38,13%	220	36,79%
PSC	114	8,38%	1	1,61%	5.197	14,73%	67	7,47%	80	13,38%
CatComú-Podem	65	4,78%	2	3,23%	2.276	6,45%	43	4,79%	23	3,85%
CUP	85	6,25%	7	11,29%	1.398	3,96%	67	7,47%	50	8,36%
PP	34	2,50%	0	0%	1.351	3,83%	3	0,33%	12	2,01%
PACMA	7	0,51%	0	0%	360	1,02%	7	0,78%	1	0,17%
RECORTES CERO-GRUPO VERDE	2	0,15%	0	0%	84	0,24%	0	0%	0	0%
DIÀLEG (C. RETIRADA)	0	0%	0	0%	0	0%	0	0%	0	0%

	Gurb		Hospitalet de Llobregat, l'		Hostalets de Pierola, els		Igualada		Jorba	
Counted	100%		100%		100%		100%		100%	
Votes cast	1.868	91,52%	136.892	78,25%	1.740	83,86%	23.696	82,93%	528	83,54%
Abstention	173	8,48%	38.052	21,75%	335	16,14%	4.878	17,07%	104	16,46%
Spoilt ballots	3	0,16%	503	0,37%	3	0,17%	76	0,32%	2	0,38%
Blank ballots	9	0,48%	535	0,39%	14	0,80%	110	0,46%	2	0,38%
Ballots for lists	1.856	99,36%	135.854	99,24%	1.723	99,02%	23.510	99,22%	524	99,24%
Lists										
C's	114	6,11%	45.572	33,41%	371	21,36%	4.551	19,27%	63	11,98%
ERC-CatSí	538	28,85%	20.670	15,16%	478	27,52%	5.659	23,96%	176	33,46%
JUNTSxCAT	979	52,49%	10.738	7,87%	387	22,28%	7.734	32,74%	162	30,80%
PSC	80	4,29%	31.343	22,98%	190	10,94%	2.322	9,83%	42	7,98%
CatComú-Podem	23	1,23%	13.269	9,73%	106	6,10%	1.167	4,94%	25	4,75%
CUP	93	4,99%	3.773	2,77%	106	6,10%	1.086	4,60%	32	6,08%
PP	24	1,29%	8.442	6,19%	64	3,68%	774	3,28%	21	3,99%
PACMA	5	0,27%	1.478	1,08%	16	0,92%	157	0,66%	3	0,57%
RECORTES CERO-GRUPO VERDE	0	0%	569	0,42%	5	0,29%	60	0,25%	0	0%
DIÀLEG (C. RETIRADA)	0	0%	0	0%	0	0%	0	0%	0	0%

## Municipalities of Barcelona

	Llacuna, la		Llagosta, la		Lliçà d'Amunt		Lliçà de Vall		Llinars del Vallès	
Counted	100%		100%		100%		100%		100%	
Votes cast	566	84,86%	7.882	81,62%	9.815	83,72%	4.381	86,12%	6.178	83,84%
Abstention	101	15,14%	1.775	18,38%	1.909	16,28%	706	13,88%	1.191	16,16%
Spoilt ballots	2	0,35%	37	0,47%	50	0,51%	19	0,43%	29	0,47%
Blank ballots	3	0,53%	31	0,39%	45	0,46%	28	0,64%	21	0,34%
Ballots for lists	561	99,12%	7.814	99,14%	9.720	99,03%	4.334	98,93%	6.128	99,19%
Lists										
C's	44	7,80%	2.904	37,02%	3.125	32,00%	1.340	30,72%	1.437	23,37%
ERC-CatSí	171	30,32%	1.081	13,78%	2.011	20,59%	859	19,69%	1.623	26,39%
JUNTSxCAT	255	45,21%	483	6,16%	1.427	14,61%	816	18,71%	1.475	23,99%
PSC	15	2,66%	1.955	24,92%	1.430	14,64%	613	14,05%	656	10,67%
CatComú-Podem	13	2,30%	775	9,88%	874	8,95%	343	7,86%	328	5,33%
CUP	48	8,51%	120	1,53%	315	3,23%	109	2,50%	304	4,94%
PP	12	2,13%	375	4,78%	374	3,83%	202	4,63%	219	3,56%
PACMA	3	0,53%	94	1,20%	138	1,41%	41	0,94%	67	1,09%
RECORTES CERO-GRUPO VERDE	0	0%	27	0,34%	26	0,27%	11	0,25%	19	0,31%
DIÀLEG (C. RETIRADA)	0	0%	0	0%	0	0%	0	0%	0	0%

	Lluçà		Malgrat de Mar		Malla		Manlleu		Manresa	
Counted	100%		100%		100%		100%		100%	
Votes cast	194	90,23%	10.637	79,17%	197	93,81%	10.613	82,39%	42.065	80,49%
Abstention	21	9,77%	2.799	20,83%	13	6,19%	2.269	17,61%	10.198	19,51%
Spoilt ballots	0	0%	47	0,44%	0	0%	77	0,73%	140	0,33%
Blank ballots	2	1,03%	46	0,43%	1	0,51%	49	0,46%	213	0,51%
Ballots for lists	192	98,97%	10.544	99,13%	196	99,49%	10.487	98,81%	41.712	99,16%
Lists										
C's	3	1,55%	2.701	25,51%	6	3,05%	1.873	17,78%	7.543	17,99%
ERC-CatSí	64	32,99%	2.393	22,60%	36	18,27%	2.362	22,42%	10.034	23,93%
JUNTSxCAT	78	40,21%	2.370	22,38%	127	64,47%	4.182	39,69%	13.888	33,13%
PSC	1	0,52%	1.492	14,09%	5	2,54%	849	8,06%	4.178	9,97%
CatComú-Podem	4	2,06%	708	6,69%	7	3,55%	401	3,81%	2.022	4,82%
CUP	36	18,56%	370	3,49%	10	5,08%	517	4,91%	2.256	5,38%
PP	6	3,09%	401	3,79%	4	2,03%	252	2,39%	1.466	3,50%
PACMA	0	0%	96	0,91%	1	0,51%	42	0,40%	263	0,63%
RECORTES CERO-GRUPO VERDE	0	0%	13	0,12%	0	0%	9	0,09%	62	0,15%
DIÀLEG (C. RETIRADA)	0	0%	0	0%	0	0%	0	0%	0	0%

	Marganell		Martorell		Martorelles		Masies de Roda, les		Masies de Voltregà, les	
Counted	100%		100%		100%		100%		100%	
Votes cast	190	87,96%	15.043	81,36%	3.170	82,79%	497	89,23%	2.167	88,16%
Abstention	26	12,04%	3.447	18,64%	659	17,21%	60	10,77%	291	11,84%
Spoilt ballots	2	1,05%	55	0,37%	15	0,47%	1	0,20%	6	0,28%
Blank ballots	1	0,53%	60	0,40%	14	0,44%	3	0,60%	8	0,37%
Ballots for lists	187	98,42%	14.928	99,24%	3.141	99,09%	493	99,20%	2.153	99,35%
Lists										
C's	19	10,11%	4.342	28,97%	928	29,41%	39	7,86%	285	13,19%
ERC-CatSí	38	20,21%	2.989	19,94%	719	22,79%	114	22,98%	473	21,89%
JUNTSxCAT	87	46,28%	2.130	14,21%	518	16,42%	291	58,67%	983	45,49%
PSC	17	9,04%	2.688	17,93%	455	14,42%	9	1,81%	158	7,31%
CatComú-Podem	3	1,60%	1.448	9,66%	268	8,49%	7	1,41%	70	3,24%
CUP	14	7,45%	535	3,57%	111	3,52%	26	5,24%	116	5,37%
PP	6	3,19%	600	4,00%	98	3,11%	6	1,21%	61	2,82%
PACMA	3	1,60%	151	1,01%	33	1,05%	0	0%	5	0,23%
RECORTES CERO-GRUPO VERDE	0	0%	45	0,30%	11	0,35%	1	0,20%	2	0,09%
DIÀLEG (C. RETIRADA)	0	0%	0	0%	0	0%	0	0%	0	0%

## Municipalities of Barcelona

	Masnou, el		Masquefa		Matadepera		Mataró		Mediona	
Counted	100%		100%		100%		100%		100%	
Votes cast	14.949	84,88%	5.295	83,14%	6.187	88,84%	71.671	82,58%	1.336	79,33%
Abstention	2.662	15,12%	1.074	16,86%	777	11,16%	15.122	17,42%	348	20,67%
Spoilt ballots	46	0,31%	32	0,60%	13	0,21%	274	0,38%	9	0,67%
Blank ballots	58	0,39%	26	0,49%	29	0,47%	260	0,36%	5	0,37%
Ballots for lists	14.845	99,30%	5.237	98,90%	6.145	99,32%	71.137	99,25%	1.322	98,95%
Lists										
C's	2.948	19,78%	1.599	30,38%	1.030	16,68%	21.750	30,46%	212	15,98%
ERC-CatSí	3.895	26,14%	1.144	21,74%	1.071	17,35%	14.211	19,90%	426	32,10%
JUNTSxCAT	3.853	25,85%	810	15,39%	3.157	51,13%	13.228	18,53%	351	26,45%
PSC	1.550	10,40%	746	14,17%	343	5,56%	10.543	14,77%	116	8,74%
CatComú-Podem	1.115	7,48%	491	9,33%	136	2,20%	4.842	6,78%	71	5,35%
CUP	864	5,80%	163	3,10%	203	3,29%	2.675	3,75%	99	7,46%
PP	443	2,97%	169	3,21%	170	2,75%	3.004	4,21%	37	2,79%
PACMA	145	0,97%	96	1,82%	31	0,50%	720	1,01%	9	0,68%
RECORTES CERO-GRUPO VERDE	32	0,21%	19	0,36%	4	0,06%	164	0,23%	1	0,08%
DIÀLEG (C. RETIRADA)	0	0%	0	0%	0	0%	0	0%	0	0%
	Moia		Molins de Rei		Mollet del Vallès		Monistrol de Calders		Monistrol de Montserrat	
Counted	100%		100%		100%		100%		100%	
Votes cast	3.600	82,80%	16.742	86,91%	30.546	82,63%	490	86,27%	1.789	80,08%
Abstention	748	17,20%	2.521	13,09%	6.419	17,37%	78	13,73%	445	19,92%
Spoilt ballots	6	0,17%	43	0,26%	97	0,32%	4	0,82%	5	0,28%
Blank ballots	21	0,58%	60	0,36%	131	0,43%	1	0,20%	9	0,50%
Ballots for lists	3.573	99,25%	16.639	99,38%	30.318	99,25%	485	98,98%	1.775	99,22%
Lists										
C's	460	12,80%	3.357	20,10%	9.460	31,07%	42	8,64%	365	20,46%
ERC-CatSí	1.092	30,38%	4.546	27,22%	5.653	18,57%	128	26,34%	466	26,12%
JUNTSxCAT	1.262	35,11%	3.440	20,60%	3.469	11,39%	190	39,09%	435	24,38%
PSC	237	6,59%	2.452	14,68%	6.077	19,96%	35	7,20%	204	11,43%
CatComú-Podem	143	3,98%	1.357	8,13%	3.167	10,40%	18	3,70%	111	6,22%
CUP	292	8,12%	913	5,47%	848	2,78%	60	12,35%	103	5,77%
PP	68	1,89%	403	2,41%	1.193	3,92%	11	2,26%	67	3,76%
PACMA	14	0,39%	141	0,84%	356	1,17%	0	0%	21	1,18%
RECORTES CERO-GRUPO VERDE	5	0,14%	30	0,18%	95	0,31%	1	0,21%	3	0,17%
DIÀLEG (C. RETIRADA)	0	0%	0	0%	0	0%	0	0%	0	0%
	Montcada i Reixac		Montclar		Montesquiu		Montgat		Montmajor	
Counted	100%		100%		100%		100%		100%	
Votes cast	20.573	81,32%	87	90,63%	620	85,28%	7.526	85,18%	314	85,09%
Abstention	4.726	18,68%	9	9,38%	107	14,72%	1.309	14,82%	55	14,91%
Spoilt ballots	67	0,33%	1	1,15%	3	0,48%	13	0,17%	0	0%
Blank ballots	96	0,47%	0	0%	4	0,65%	26	0,35%	2	0,64%
Ballots for lists	20.410	99,21%	86	98,85%	613	98,87%	7.487	99,48%	312	99,36%
Lists										
C's	6.477	31,59%	8	9,30%	43	6,97%	1.959	26,07%	11	3,50%
ERC-CatSí	3.957	19,30%	26	30,23%	195	31,60%	1.974	26,27%	58	18,47%
JUNTSxCAT	2.055	10,02%	37	43,02%	281	45,54%	1.244	16,56%	199	63,38%
PSC	3.650	17,80%	7	8,14%	29	4,70%	957	12,74%	18	5,73%
CatComú-Podem	2.426	11,83%	0	0%	21	3,40%	678	9,02%	4	1,27%
CUP	611	2,98%	4	4,65%	35	5,67%	302	4,02%	12	3,82%
PP	862	4,20%	3	3,49%	6	0,97%	269	3,58%	9	2,87%
PACMA	294	1,43%	1	1,16%	2	0,32%	80	1,06%	0	0%
RECORTES CERO-GRUPO VERDE	78	0,38%	0	0%	1	0,16%	24	0,32%	1	0,32%
DIÀLEG (C. RETIRADA)	0	0%	0	0%	0	0%	0	0%	0	0%

## Municipalities of Barcelona

	Montmaneu		Montmeló		Montornès del Vallès		Montseny		Muntanyola	
Counted	100%		100%		100%		100%		100%	
Votes cast	95	75,40%	5.752	85,85%	9.545	83,01%	240	89,55%	420	87,14%
Abstention	31	24,60%	948	14,15%	1.953	16,99%	28	10,45%	62	12,86%
Spoilt ballots	2	2,11%	31	0,54%	42	0,44%	0	0%	0	0%
Blank ballots	1	1,05%	25	0,43%	63	0,66%	2	0,83%	2	0,48%
Ballots for lists	92	96,84%	5.696	99,03%	9.440	98,90%	238	99,17%	418	99,52%
Lists										
C's	13	13,98%	1.783	31,17%	3.352	35,27%	15	6,25%	39	9,29%
ERC-CatSí	9	9,68%	934	16,33%	1.478	15,55%	52	21,67%	128	30,48%
JUNTSxCAT	54	58,06%	648	11,33%	893	9,40%	132	55,00%	191	45,48%
PSC	4	4,30%	1.129	19,73%	1.705	17,94%	9	3,75%	10	2,38%
CatComú-Podem	3	3,23%	630	11,01%	1.123	11,82%	11	4,58%	14	3,33%
CUP	4	4,30%	227	3,97%	247	2,60%	19	7,92%	34	8,10%
PP	5	5,38%	263	4,60%	483	5,08%	0	0%	2	0,48%
PACMA	0	0%	67	1,17%	125	1,32%	0	0%	0	0%
RECORTES CERO-GRUPO VERDE	0	0%	15	0,26%	34	0,36%	0	0%	0	0%
DIÀLEG (C. RETIRADA)	0	0%	0	0%	0	0%	0	0%	0	0%

	Mura		Navarclés		Navàs		Nou de Berguedà, la		Òdena	
Counted	100%		100%		100%		100%		100%	
Votes cast	159	89,83%	4.039	84,94%	3.915	85,69%	130	92,20%	2.267	83,99%
Abstention	18	10,17%	716	15,06%	654	14,31%	11	7,80%	432	16,01%
Spoilt ballots	0	0%	14	0,35%	10	0,26%	1	0,77%	12	0,53%
Blank ballots	1	0,63%	19	0,47%	18	0,46%	0	0%	15	0,66%
Ballots for lists	158	99,37%	4.006	99,18%	3.887	99,28%	129	99,23%	2.240	98,81%
Lists										
C's	4	2,52%	732	18,19%	571	14,62%	10	7,75%	512	22,71%
ERC-CatSí	44	27,67%	943	23,43%	994	25,45%	24	18,60%	488	21,64%
JUNTSxCAT	61	38,36%	1.350	33,54%	1.414	36,21%	61	47,29%	584	25,90%
PSC	12	7,55%	411	10,21%	326	8,35%	14	10,85%	346	15,34%
CatComú-Podem	9	5,66%	234	5,81%	125	3,20%	3	2,33%	124	5,50%
CUP	27	16,98%	173	4,30%	325	8,32%	17	13,18%	87	3,86%
PP	1	0,63%	131	3,25%	109	2,79%	0	0%	74	3,28%
PACMA	0	0%	25	0,62%	17	0,44%	0	0%	21	0,93%
RECORTES CERO-GRUPO VERDE	0	0%	7	0,17%	6	0,15%	0	0%	4	0,18%
DIÀLEG (C. RETIRADA)	0	0%	0	0%	0	0%	0	0%	0	0%

	Olèrdola		Olesa de Bonesvalls		Olesa de Montserrat		Olivella		Olost	
Counted	100%		100%		100%		100%		100%	
Votes cast	2.251	85,75%	1.084	82,50%	14.284	83,38%	1.833	80,15%	857	87,09%
Abstention	374	14,25%	230	17,50%	2.847	16,62%	454	19,85%	127	12,91%
Spoilt ballots	11	0,49%	4	0,37%	68	0,48%	10	0,55%	1	0,12%
Blank ballots	12	0,53%	6	0,55%	53	0,37%	6	0,33%	2	0,23%
Ballots for lists	2.228	98,98%	1.074	99,08%	14.163	99,15%	1.817	99,13%	854	99,65%
Lists										
C's	431	19,24%	321	29,72%	3.745	26,34%	590	32,36%	76	8,88%
ERC-CatSí	560	25,00%	258	23,89%	3.549	24,96%	403	22,11%	253	29,56%
JUNTSxCAT	664	29,64%	180	16,67%	2.313	16,27%	233	12,78%	394	46,03%
PSC	228	10,18%	151	13,98%	2.015	14,17%	266	14,59%	22	2,57%
CatComú-Podem	135	6,03%	78	7,22%	1.209	8,50%	145	7,95%	5	0,58%
CUP	134	5,98%	37	3,43%	678	4,77%	98	5,38%	81	9,46%
PP	55	2,46%	40	3,70%	395	2,78%	55	3,02%	22	2,57%
PACMA	16	0,71%	5	0,46%	219	1,54%	20	1,10%	0	0%
RECORTES CERO-GRUPO VERDE	5	0,22%	4	0,37%	40	0,28%	7	0,38%	1	0,12%
DIÀLEG (C. RETIRADA)	0	0%	0	0%	0	0%	0	0%	0	0%

## Municipalities of Barcelona

	Olvan		Orís		Oristà		Orpí		Òrrius	
Counted	100%		100%		100%		100%		100%	
Votes cast	594	84,98%	230	90,20%	410	89,52%	94	83,19%	506	89,24%
Abstention	105	15,02%	25	9,80%	48	10,48%	19	16,81%	61	10,76%
Spoilt ballots	6	1,01%	0	0%	2	0,49%	0	0%	4	0,79%
Blank ballots	9	1,52%	2	0,87%	2	0,49%	0	0%	0	0%
Ballots for lists	579	97,47%	228	99,13%	406	99,02%	94	100%	502	99,21%
Lists										
C's	37	6,29%	20	8,70%	18	4,41%	3	3,19%	48	9,56%
ERC-CatSí	163	27,72%	36	15,65%	87	21,32%	37	39,36%	153	30,48%
JUNTSxCAT	279	47,45%	133	57,83%	249	61,03%	44	46,81%	204	40,64%
PSC	19	3,23%	6	2,61%	8	1,96%	4	4,26%	30	5,98%
CatComú-Podem	18	3,06%	7	3,04%	3	0,74%	2	2,13%	10	1,99%
CUP	38	6,46%	21	9,13%	27	6,62%	4	4,26%	50	9,96%
PP	25	4,25%	4	1,74%	14	3,43%	0	0%	4	0,80%
PACMA	0	0%	1	0,43%	0	0%	0	0%	3	0,60%
RECORTES CERO-GRUPO VERDE	0	0%	0	0%	0	0%	0	0%	0	0%
DIÀLEG (C. RETIRADA)	0	0%	0	0%	0	0%	0	0%	0	0%

	Pacs del Penedès		Palafolls		Palau-solità i Plegamans		Pallejà		Palma de Cervelló, la	
Counted	100%		100%		100%		100%		100%	
Votes cast	615	89,78%	5.633	82,67%	9.297	84,62%	7.183	85,33%	2.038	86,50%
Abstention	70	10,22%	1.181	17,33%	1.690	15,38%	1.235	14,67%	318	13,50%
Spoilt ballots	6	0,98%	30	0,53%	26	0,28%	21	0,29%	13	0,64%
Blank ballots	3	0,49%	32	0,57%	41	0,44%	27	0,38%	8	0,39%
Ballots for lists	606	98,54%	5.571	98,90%	9.230	99,28%	7.135	99,33%	2.017	98,97%
Lists										
C's	130	21,35%	1.625	29,00%	2.546	27,46%	2.131	29,75%	374	18,47%
ERC-CatSí	137	22,50%	1.241	22,15%	2.062	22,24%	1.475	20,59%	551	27,21%
JUNTSxCAT	217	35,63%	1.045	18,65%	1.904	20,54%	931	13,00%	557	27,51%
PSC	50	8,21%	729	13,01%	1.219	13,15%	1.332	18,60%	213	10,52%
CatComú-Podem	26	4,27%	478	8,53%	777	8,38%	721	10,07%	149	7,36%
CUP	32	5,25%	219	3,91%	318	3,43%	246	3,43%	109	5,38%
PP	14	2,30%	151	2,69%	279	3,01%	213	2,97%	37	1,83%
PACMA	0	0%	71	1,27%	108	1,16%	74	1,03%	19	0,94%
RECORTES CERO-GRUPO VERDE	0	0%	12	0,21%	17	0,18%	12	0,17%	8	0,40%
DIÀLEG (C. RETIRADA)	0	0%	0	0%	0	0%	0	0%	0	0%

	Papiol, el		Parets del Vallès		Perafita		Piera		Pineda de Mar	
Counted	100%		100%		100%		100%		100%	
Votes cast	2.567	83,18%	12.132	85,03%	271	82,37%	9.038	79,34%	14.986	78,90%
Abstention	519	16,82%	2.136	14,97%	58	17,63%	2.354	20,66%	4.008	21,10%
Spoilt ballots	13	0,51%	30	0,25%	0	0%	43	0,48%	70	0,47%
Blank ballots	13	0,51%	55	0,45%	2	0,74%	38	0,42%	48	0,32%
Ballots for lists	2.541	98,99%	12.047	99,30%	269	99,26%	8.957	99,10%	14.868	99,21%
Lists										
C's	565	22,12%	3.474	28,71%	9	3,32%	2.512	27,93%	4.629	31,03%
ERC-CatSí	686	26,86%	2.650	21,90%	54	19,93%	2.023	22,49%	2.941	19,72%
JUNTSxCAT	533	20,87%	1.865	15,41%	155	57,20%	1.628	18,10%	2.821	18,91%
PSC	320	12,53%	1.900	15,70%	5	1,85%	1.182	13,14%	2.221	14,89%
CatComú-Podem	196	7,67%	1.118	9,24%	9	3,32%	714	7,94%	868	5,82%
CUP	142	5,56%	470	3,88%	30	11,07%	395	4,39%	466	3,12%
PP	69	2,70%	379	3,13%	7	2,58%	327	3,64%	727	4,87%
PACMA	23	0,90%	158	1,31%	0	0%	145	1,61%	158	1,06%
RECORTES CERO-GRUPO VERDE	7	0,27%	33	0,27%	0	0%	31	0,34%	37	0,25%
DIÀLEG (C. RETIRADA)	0	0%	0	0%	0	0%	0	0%	0	0%

## Municipalities of Barcelona

	Pla del Penedès, el		Pobla de Claramunt, la		Pobla de Lillet, la		Polinyà		Pont de Vilomara i Rocafort, el	
Counted	100%		100%		100%		100%		100%	
Votes cast	821	88,57%	1.439	87,00%	805	82,56%	5.111	85,47%	2.408	83,96%
Abstention	106	11,43%	215	13,00%	170	17,44%	869	14,53%	460	16,04%
Spoilt ballots	5	0,61%	9	0,63%	10	1,24%	13	0,25%	14	0,58%
Blank ballots	4	0,49%	9	0,63%	7	0,87%	31	0,61%	15	0,62%
Ballots for lists	812	98,90%	1.421	98,75%	788	97,89%	5.067	99,14%	2.379	98,80%
Lists										
C's	94	11,52%	261	18,25%	81	10,19%	1.773	34,78%	796	33,25%
ERC-CatSí	208	25,49%	338	23,64%	215	27,04%	887	17,40%	496	20,72%
JUNTSxCAT	320	39,22%	418	29,23%	335	42,14%	502	9,85%	388	16,21%
PSC	53	6,50%	179	12,52%	64	8,05%	967	18,97%	358	14,95%
CatComú-Podem	41	5,02%	90	6,29%	32	4,03%	568	11,14%	155	6,47%
CUP	79	9,68%	87	6,08%	40	5,03%	116	2,28%	80	3,34%
PP	14	1,72%	28	1,96%	20	2,52%	142	2,79%	73	3,05%
PACMA	1	0,12%	17	1,19%	1	0,13%	85	1,67%	28	1,17%
RECORTES CERO-GRUPO VERDE	2	0,25%	3	0,21%	0	0%	27	0,53%	5	0,21%
DIÀLEG (C. RETIRADA)	0	0%	0	0%	0	0%	0	0%	0	0%

	Pontons		Prat de Llobregat, el		Prats de Lluçanès		Prats de Rei, els		Premià de Dalt	
Counted	100%		100%		100%		100%		100%	
Votes cast	288	81,59%	39.425	82,01%	1.789	86,47%	356	80,18%	6.575	85,90%
Abstention	65	18,41%	8.647	17,99%	280	13,53%	88	19,82%	1.079	14,10%
Spoilt ballots	0	0%	127	0,32%	5	0,28%	5	1,40%	27	0,41%
Blank ballots	1	0,35%	178	0,45%	12	0,67%	0	0%	41	0,62%
Ballots for lists	287	99,65%	39.120	99,23%	1.772	99,05%	351	98,60%	6.507	98,97%
Lists										
C's	49	17,01%	12.955	32,97%	170	9,53%	31	8,83%	1.799	27,47%
ERC-CatSí	55	19,10%	6.228	15,85%	546	30,61%	74	21,08%	1.330	20,31%
JUNTSxCAT	103	35,76%	3.141	7,99%	818	45,85%	198	56,41%	1.697	25,92%
PSC	9	3,13%	8.341	21,22%	55	3,08%	20	5,70%	794	12,13%
CatComú-Podem	12	4,17%	4.776	12,15%	39	2,19%	6	1,71%	363	5,54%
CUP	17	5,90%	1.091	2,78%	108	6,05%	15	4,27%	236	3,60%
PP	38	13,19%	1.859	4,73%	32	1,79%	7	1,99%	219	3,34%
PACMA	3	1,04%	567	1,44%	4	0,22%	0	0%	59	0,90%
RECORTES CERO-GRUPO VERDE	1	0,35%	162	0,41%	0	0%	0	0%	10	0,15%
DIÀLEG (C. RETIRADA)	0	0%	0	0%	0	0%	0	0%	0	0%

	Premià de Mar		Puigdàlber		Puig-reig		Pujalt		Quar, la	
Counted	100%		100%		100%		100%		100%	
Votes cast	16.897	82,89%	352	91,43%	2.685	81,07%	135	84,91%	39	90,70%
Abstention	3.488	17,11%	33	8,57%	627	18,93%	24	15,09%	4	9,30%
Spoilt ballots	45	0,27%	2	0,57%	12	0,45%	2	1,48%	0	0%
Blank ballots	62	0,37%	4	1,14%	17	0,63%	1	0,74%	0	0%
Ballots for lists	16.790	99,37%	346	98,30%	2.656	98,92%	132	97,78%	39	100%
Lists										
C's	4.124	24,47%	66	18,86%	313	11,71%	16	12,03%	5	12,82%
ERC-CatSí	4.094	24,29%	99	28,29%	753	28,17%	34	25,56%	8	20,51%
JUNTSxCAT	3.450	20,47%	127	36,29%	1.124	42,05%	59	44,36%	19	48,72%
PSC	2.182	12,95%	12	3,43%	144	5,39%	2	1,50%	0	0%
CatComú-Podem	1.296	7,69%	12	3,43%	73	2,73%	1	0,75%	0	0%
CUP	932	5,53%	21	6,00%	154	5,76%	7	5,26%	6	15,38%
PP	529	3,14%	6	1,71%	83	3,11%	13	9,77%	1	2,56%
PACMA	141	0,84%	3	0,86%	12	0,45%	0	0%	0	0%
RECORTES CERO-GRUPO VERDE	42	0,25%	0	0%	0	0%	0	0%	0	0%
DIÀLEG (C. RETIRADA)	0	0%	0	0%	0	0%	0	0%	0	0%



## Municipalities of Barcelona

	Rajadell		Rellinars		Ripollet		Roca del Vallès, la		Roda de Ter	
Counted	100%		100%		100%		100%		100%	
Votes cast	394	89,75%	493	83,99%	22.364	83,16%	6.695	84,45%	3.901	86,21%
Abstention	45	10,25%	94	16,01%	4.530	16,84%	1.233	15,55%	624	13,79%
Spoilt ballots	0	0%	1	0,20%	91	0,41%	32	0,48%	6	0,15%
Blank ballots	2	0,51%	2	0,41%	106	0,47%	32	0,48%	14	0,36%
Ballots for lists	392	99,49%	490	99,39%	22.167	99,12%	6.631	99,04%	3.881	99,49%
Lists										
C's	43	10,91%	70	14,23%	7.831	35,16%	1.552	23,29%	421	10,81%
ERC-CatSí	98	24,87%	168	34,15%	3.609	16,20%	1.683	25,26%	987	25,34%
JUNTSxCAT	163	41,37%	108	21,95%	1.890	8,49%	1.609	24,15%	1.817	46,65%
PSC	26	6,60%	45	9,15%	4.410	19,80%	825	12,38%	252	6,47%
CatComú-Podem	12	3,05%	51	10,37%	2.372	10,65%	397	5,96%	141	3,62%
CUP	31	7,87%	27	5,49%	777	3,49%	271	4,07%	182	4,67%
PP	17	4,31%	15	3,05%	897	4,03%	207	3,11%	64	1,64%
PACMA	2	0,51%	5	1,02%	300	1,35%	67	1,01%	15	0,39%
RECORTES CERO-GRUPO VERDE	0	0%	1	0,20%	81	0,36%	20	0,30%	2	0,05%
DIÀLEG (C. RETIRADA)	0	0%	0	0%	0	0%	0	0%	0	0%

	Rubí		Rubió		Rupit i Pruit		Sabadell		Sagàs	
Counted	100%		100%		100%		100%		100%	
Votes cast	43.519	80,19%	168	89,84%	214	92,64%	126.925	83,03%	114	95,00%
Abstention	10.753	19,81%	19	10,16%	17	7,36%	25.942	16,97%	6	5,00%
Spoilt ballots	169	0,39%	0	0%	3	1,40%	432	0,34%	0	0%
Blank ballots	186	0,43%	0	0%	2	0,93%	536	0,42%	1	0,88%
Ballots for lists	43.164	99,18%	168	100%	209	97,66%	125.957	99,24%	113	99,12%
Lists										
C's	14.663	33,82%	31	18,45%	10	4,74%	35.502	28,07%	4	3,51%
ERC-CatSí	8.246	19,02%	43	25,60%	61	28,91%	25.524	20,18%	28	24,56%
JUNTSxCAT	4.844	11,17%	54	32,14%	115	54,50%	21.379	16,90%	57	50,00%
PSC	7.460	17,21%	2	1,19%	6	2,84%	20.369	16,10%	3	2,63%
CatComú-Podem	4.091	9,44%	12	7,14%	7	3,32%	11.407	9,02%	1	0,88%
CUP	1.451	3,35%	18	10,71%	7	3,32%	5.379	4,25%	15	13,16%
PP	1.697	3,91%	8	4,76%	3	1,42%	4.660	3,68%	5	4,39%
PACMA	569	1,31%	0	0%	0	0%	1.392	1,10%	0	0%
RECORTES CERO-GRUPO VERDE	143	0,33%	0	0%	0	0%	345	0,27%	0	0%
DIÀLEG (C. RETIRADA)	0	0%	0	0%	0	0%	0	0%	0	0%

	Saldes		Sallent		Sant Adrià de Besòs		Sant Agustí de Lluçanès		Sant Andreu de la Barca	
Counted	100%		100%		100%		100%		100%	
Votes cast	220	86,27%	4.443	84,63%	19.168	74,48%	72	92,31%	16.030	82,95%
Abstention	35	13,73%	807	15,37%	6.569	25,52%	6	7,69%	3.295	17,05%
Spoilt ballots	5	2,27%	14	0,32%	51	0,27%	0	0%	65	0,41%
Blank ballots	0	0%	17	0,38%	83	0,43%	2	2,78%	68	0,42%
Ballots for lists	215	97,73%	4.412	99,30%	19.034	99,30%	70	97,22%	15.897	99,17%
Lists										
C's	19	8,84%	727	16,41%	6.615	34,60%	5	6,94%	6.032	37,78%
ERC-CatSí	70	32,56%	1.113	25,13%	3.180	16,63%	13	18,06%	2.673	16,74%
JUNTSxCAT	93	43,26%	1.279	28,88%	1.522	7,96%	48	66,67%	1.065	6,67%
PSC	13	6,05%	541	12,21%	3.717	19,44%	0	0%	3.489	21,85%
CatComú-Podem	7	3,26%	262	5,92%	1.901	9,94%	1	1,39%	1.470	9,21%
CUP	10	4,65%	333	7,52%	477	2,50%	3	4,17%	319	2,00%
PP	3	1,40%	126	2,84%	1.291	6,75%	0	0%	587	3,68%
PACMA	0	0%	28	0,63%	265	1,39%	0	0%	194	1,22%
RECORTES CERO-GRUPO VERDE	0	0%	3	0,07%	66	0,35%	0	0%	68	0,43%
DIÀLEG (C. RETIRADA)	0	0%	0	0%	0	0%	0	0%	0	0%



## Municipalities of Barcelona

	Sant Andreu de Llavaneres		Sant Antoni de Vilamajor		Sant Bartomeu del Grau		Sant Boi de Llobregat		Sant Boi de Lluçanès	
Counted	100%		100%		100%		100%		100%	
Votes cast	6.488	83,71%	3.900	85,26%	573	86,43%	50.704	82,28%	357	82,83%
Abstention	1.263	16,29%	674	14,74%	90	13,57%	10.921	17,72%	74	17,17%
Spoilt ballots	11	0,17%	6	0,15%	1	0,17%	204	0,40%	0	0%
Blank ballots	25	0,39%	23	0,59%	3	0,52%	207	0,41%	5	1,40%
Ballots for lists	6.452	99,45%	3.871	99,26%	569	99,30%	50.293	99,19%	352	98,60%
Lists										
C's	1.624	25,07%	714	18,34%	57	9,97%	16.629	32,93%	14	3,92%
ERC-CatSí	1.481	22,87%	1.125	28,89%	152	26,57%	8.826	17,48%	121	33,89%
JUNTSxCAT	2.007	30,99%	1.187	30,48%	278	48,60%	4.209	8,33%	173	48,46%
PSC	561	8,66%	281	7,22%	35	6,12%	10.722	21,23%	13	3,64%
CatComú-Podem	309	4,77%	218	5,60%	9	1,57%	5.562	11,01%	11	3,08%
CUP	165	2,55%	221	5,68%	22	3,85%	1.352	2,68%	10	2,80%
PP	240	3,71%	96	2,47%	15	2,62%	2.100	4,16%	9	2,52%
PACMA	55	0,85%	21	0,54%	1	0,17%	683	1,35%	1	0,28%
RECORTES CERO-GRUPO VERDE	10	0,15%	8	0,21%	0	0%	210	0,42%	0	0%
DIÀLEG (C. RETIRADA)	0	0%	0	0%	0	0%	0	0%	0	0%

	Sant Cebrià de Vallalta		Sant Celoni		Sant Climent de Llobregat		Sant Cugat del Vallès		Sant Cugat Sesgarrigues	
Counted	100%		100%		100%		100%		100%	
Votes cast	2.002	82,49%	10.565	82,90%	2.631	85,87%	52.901	87,23%	645	90,59%
Abstention	425	17,51%	2.179	17,10%	433	14,13%	7.741	12,77%	67	9,41%
Spoilt ballots	5	0,25%	35	0,33%	18	0,68%	128	0,24%	4	0,62%
Blank ballots	5	0,25%	43	0,41%	13	0,49%	308	0,58%	2	0,31%
Ballots for lists	1.992	99,50%	10.487	99,26%	2.600	98,82%	52.465	99,18%	639	99,07%
Lists										
C's	387	19,38%	1.886	17,91%	552	21,13%	11.966	22,67%	81	12,64%
ERC-CatSí	555	27,79%	2.435	23,12%	630	24,11%	10.986	20,82%	182	28,39%
JUNTSxCAT	597	29,89%	3.485	33,10%	559	21,39%	15.429	29,24%	233	36,35%
PSC	163	8,16%	1.143	10,85%	414	15,84%	5.755	10,91%	49	7,64%
CatComú-Podem	110	5,51%	591	5,61%	226	8,65%	3.476	6,59%	33	5,15%
CUP	111	5,56%	564	5,36%	108	4,13%	2.744	5,20%	50	7,80%
PP	47	2,35%	298	2,83%	61	2,33%	1.689	3,20%	6	0,94%
PACMA	19	0,95%	69	0,66%	42	1,61%	342	0,65%	4	0,62%
RECORTES CERO-GRUPO VERDE	3	0,15%	16	0,15%	8	0,31%	78	0,15%	1	0,16%
DIÀLEG (C. RETIRADA)	0	0%	0	0%	0	0%	0	0%	0	0%

	Sant Esteve de Palautordera		Sant Esteve Sesrovires		Sant Feliu de Codines		Sant Feliu de Llobregat		Sant Feliu Sasserra	
Counted	100%		100%		100%		100%		100%	
Votes cast	1.776	91,26%	4.958	85,06%	3.601	80,16%	28.825	86,27%	438	89,39%
Abstention	170	8,74%	871	14,94%	891	19,84%	4.589	13,73%	52	10,61%
Spoilt ballots	5	0,28%	19	0,38%	21	0,58%	124	0,43%	2	0,46%
Blank ballots	11	0,62%	24	0,48%	24	0,67%	105	0,36%	3	0,68%
Ballots for lists	1.760	99,10%	4.915	99,13%	3.556	98,75%	28.596	99,21%	433	98,86%
Lists										
C's	121	6,83%	1.322	26,77%	549	15,34%	9.025	31,44%	23	5,28%
ERC-CatSí	498	28,12%	1.234	24,98%	1.015	28,35%	5.395	18,80%	126	28,90%
JUNTSxCAT	833	47,04%	787	15,93%	1.209	33,77%	3.477	12,11%	239	54,82%
PSC	54	3,05%	675	13,67%	264	7,37%	5.227	18,21%	13	2,98%
CatComú-Podem	51	2,88%	444	8,99%	159	4,44%	2.928	10,20%	3	0,69%
CUP	176	9,94%	211	4,27%	248	6,93%	927	3,23%	18	4,13%
PP	20	1,13%	152	3,08%	67	1,87%	1.213	4,23%	11	2,52%
PACMA	3	0,17%	76	1,54%	35	0,98%	324	1,13%	0	0%
RECORTES CERO-GRUPO VERDE	4	0,23%	14	0,28%	10	0,28%	80	0,28%	0	0%
DIÀLEG (C. RETIRADA)	0	0%	0	0%	0	0%	0	0%	0	0%

## Municipalities of Barcelona

	Sant Fost de Campsentelles		Sant Fruitós de Bages		Sant Hipòlit de Voltregà		Sant Iscle de Vallalta		Sant Jaume de Frontanya	
Counted	100%		100%		100%		100%		100%	
Votes cast	5.556	81,50%	5.475	84,62%	2.233	86,72%	807	84,15%	23	88,46%
Abstention	1.261	18,50%	995	15,38%	342	13,28%	152	15,85%	3	11,54%
Spoilt ballots	8	0,14%	14	0,26%	8	0,36%	4	0,50%	0	0%
Blank ballots	17	0,31%	33	0,60%	15	0,67%	4	0,50%	0	0%
Ballots for lists	5.531	99,55%	5.428	99,14%	2.210	98,97%	799	99,01%	23	100%
Lists										
C's	1.578	28,44%	1.020	18,68%	243	10,92%	126	15,69%	1	4,35%
ERC-CatSí	1.251	22,55%	1.384	25,34%	561	25,21%	250	31,13%	10	43,48%
JUNTSxCAT	967	17,43%	1.860	34,06%	980	44,04%	283	35,24%	8	34,78%
PSC	748	13,48%	467	8,55%	183	8,22%	44	5,48%	3	13,04%
CatComú-Podem	469	8,45%	316	5,79%	49	2,20%	31	3,86%	0	0%
CUP	198	3,57%	208	3,81%	133	5,98%	29	3,61%	1	4,35%
PP	259	4,67%	129	2,36%	48	2,16%	29	3,61%	0	0%
PACMA	54	0,97%	40	0,73%	9	0,40%	7	0,87%	0	0%
RECORTES CERO-GRUPO VERDE	7	0,13%	4	0,07%	4	0,18%	0	0%	0	0%
DIÀLEG (C. RETIRADA)	0	0%	0	0%	0	0%	0	0%	0	0%

	Sant Joan de Vilatorrada		Sant Joan Despí		Sant Julià de Cerdanyola		Sant Julià de Vilatorrada		Sant Just Desvern	
Counted	100%		100%		100%		100%		100%	
Votes cast	6.763	84,12%	21.792	85,98%	187	92,57%	2.220	93,12%	10.832	86,54%
Abstention	1.277	15,88%	3.552	14,02%	15	7,43%	164	6,88%	1.685	13,46%
Spoilt ballots	35	0,52%	61	0,28%	1	0,53%	2	0,09%	20	0,18%
Blank ballots	24	0,35%	74	0,34%	1	0,53%	14	0,63%	42	0,39%
Ballots for lists	6.704	99,13%	21.657	99,38%	185	98,93%	2.204	99,28%	10.770	99,43%
Lists										
C's	1.742	25,89%	6.886	31,69%	8	4,30%	99	4,46%	2.355	21,78%
ERC-CatSí	1.467	21,80%	3.689	16,98%	54	29,03%	585	26,38%	2.281	21,10%
JUNTSxCAT	1.653	24,57%	2.509	11,55%	96	51,61%	1.304	58,79%	2.713	25,09%
PSC	899	13,36%	4.682	21,55%	3	1,61%	54	2,43%	1.578	14,59%
CatComú-Podem	485	7,21%	2.253	10,37%	8	4,30%	34	1,53%	767	7,09%
CUP	228	3,39%	512	2,36%	15	8,06%	113	5,09%	558	5,16%
PP	178	2,65%	809	3,72%	1	0,54%	13	0,59%	425	3,93%
PACMA	42	0,62%	243	1,12%	0	0%	1	0,05%	78	0,72%
RECORTES CERO-GRUPO VERDE	10	0,15%	74	0,34%	0	0%	1	0,05%	15	0,14%
DIÀLEG (C. RETIRADA)	0	0%	0	0%	0	0%	0	0%	0	0%

	Sant Llorenç d'Hortons		Sant Llorenç Savall		Sant Martí d'Albars		Sant Martí de Centelles		Sant Martí de Tous	
Counted	100%		100%		100%		100%		100%	
Votes cast	1.678	87,08%	1.519	82,02%	85	92,39%	732	85,61%	829	91,81%
Abstention	249	12,92%	333	17,98%	7	7,61%	123	14,39%	74	8,19%
Spoilt ballots	3	0,18%	9	0,59%	0	0%	3	0,41%	1	0,12%
Blank ballots	7	0,42%	7	0,46%	2	2,35%	2	0,27%	8	0,97%
Ballots for lists	1.668	99,40%	1.503	98,95%	83	97,65%	727	99,32%	820	98,91%
Lists										
C's	278	16,60%	245	16,23%	1	1,18%	109	14,95%	61	7,37%
ERC-CatSí	509	30,39%	453	30,00%	15	17,65%	197	27,02%	254	30,68%
JUNTSxCAT	461	27,52%	478	31,66%	54	63,53%	261	35,80%	357	43,12%
PSC	140	8,36%	104	6,89%	1	1,18%	52	7,13%	41	4,95%
CatComú-Podem	117	6,99%	64	4,24%	1	1,18%	39	5,35%	28	3,38%
CUP	105	6,27%	119	7,88%	7	8,24%	51	7,00%	61	7,37%
PP	38	2,27%	30	1,99%	3	3,53%	8	1,10%	16	1,93%
PACMA	18	1,07%	9	0,60%	1	1,18%	10	1,37%	1	0,12%
RECORTES CERO-GRUPO VERDE	2	0,12%	1	0,07%	0	0%	0	0%	1	0,12%
DIÀLEG (C. RETIRADA)	0	0%	0	0%	0	0%	0	0%	0	0%

## Municipalities of Barcelona

	Sant Martí Sarroca		Sant Martí Sesgueioles		Sant Mateu de Bages		Sant Pere de Ribes		Sant Pere de Riudebitlles	
Counted	100%		100%		100%		100%		100%	
Votes cast	2.037	84,88%	248	88,57%	460	87,95%	16.627	79,68%	1.539	86,66%
Abstention	363	15,13%	32	11,43%	63	12,05%	4.241	20,32%	237	13,34%
Spoilt ballots	10	0,49%	3	1,21%	0	0%	57	0,34%	4	0,26%
Blank ballots	6	0,29%	1	0,40%	0	0%	57	0,34%	7	0,45%
Ballots for lists	2.021	99,21%	244	98,39%	460	100%	16.513	99,31%	1.528	99,29%
Lists										
C's	293	14,45%	21	8,57%	24	5,22%	5.228	31,55%	174	11,34%
ERC-CatSí	488	24,07%	65	26,53%	117	25,43%	3.221	19,44%	426	27,75%
JUNTSxCAT	747	36,85%	105	42,86%	253	55,00%	2.529	15,26%	598	38,96%
PSC	158	7,79%	13	5,31%	17	3,70%	2.635	15,90%	139	9,06%
CatComú-Podem	95	4,69%	9	3,67%	11	2,39%	1.282	7,74%	43	2,80%
CUP	165	8,14%	24	9,80%	23	5,00%	865	5,22%	111	7,23%
PP	55	2,71%	7	2,86%	14	3,04%	513	3,10%	27	1,76%
PACMA	19	0,94%	0	0%	0	0%	204	1,23%	8	0,52%
RECORTES CERO-GRUPO VERDE	1	0,05%	0	0%	1	0,22%	36	0,22%	2	0,13%
DIÀLEG (C. RETIRADA)	0	0%	0	0%	0	0%	0	0%	0	0%

	Sant Pere de Torelló		Sant Pere de Vilamajor		Sant Pere Sallavinera		Sant Pol de Mar		Sant Quintí de Mediona	
Counted	100%		100%		100%		100%		100%	
Votes cast	1.605	86,94%	2.785	85,09%	106	85,48%	3.255	86,89%	1.291	83,67%
Abstention	241	13,06%	488	14,91%	18	14,52%	491	13,11%	252	16,33%
Spoilt ballots	2	0,12%	9	0,32%	0	0%	6	0,18%	9	0,70%
Blank ballots	12	0,75%	13	0,47%	1	0,94%	12	0,37%	2	0,15%
Ballots for lists	1.591	99,13%	2.763	99,21%	105	99,06%	3.237	99,45%	1.280	99,15%
Lists										
C's	134	8,36%	535	19,27%	2	1,89%	386	11,88%	139	10,84%
ERC-CatSí	466	29,07%	802	28,89%	27	25,47%	894	27,52%	461	35,96%
JUNTSxCAT	785	48,97%	729	26,26%	60	56,60%	1.309	40,29%	406	31,67%
PSC	63	3,93%	244	8,79%	4	3,77%	206	6,34%	79	6,16%
CatComú-Podem	29	1,81%	171	6,16%	3	2,83%	149	4,59%	50	3,90%
CUP	92	5,74%	175	6,30%	4	3,77%	219	6,74%	74	5,77%
PP	14	0,87%	79	2,85%	4	3,77%	62	1,91%	64	4,99%
PACMA	6	0,37%	24	0,86%	1	0,94%	10	0,31%	6	0,47%
RECORTES CERO-GRUPO VERDE	2	0,12%	4	0,14%	0	0%	2	0,06%	1	0,08%
DIÀLEG (C. RETIRADA)	0	0%	0	0%	0	0%	0	0%	0	0%

	Sant Quirze de Besora		Sant Quirze del Vallès		Sant Quirze Safaja		Sant Sadurní d'Anoia		Sant Sadurní d'Osormort	
Counted	100%		100%		100%		100%		100%	
Votes cast	1.436	87,56%	12.969	88,44%	390	85,15%	8.162	86,57%	64	87,67%
Abstention	204	12,44%	1.695	11,56%	68	14,85%	1.266	13,43%	9	12,33%
Spoilt ballots	7	0,49%	22	0,17%	2	0,51%	27	0,33%	0	0%
Blank ballots	7	0,49%	58	0,45%	0	0%	36	0,44%	0	0%
Ballots for lists	1.422	99,03%	12.889	99,38%	388	99,49%	8.099	99,23%	64	100%
Lists										
C's	114	7,98%	2.935	22,67%	66	17,01%	1.223	15,03%	6	9,38%
ERC-CatSí	389	27,22%	3.329	25,71%	82	21,13%	2.152	26,45%	18	28,13%
JUNTSxCAT	754	52,76%	3.393	26,21%	162	41,75%	2.361	29,02%	29	45,31%
PSC	67	4,69%	1.454	11,23%	24	6,19%	958	11,78%	3	4,69%
CatComú-Podem	31	2,17%	855	6,60%	22	5,67%	603	7,41%	1	1,56%
CUP	44	3,08%	498	3,85%	21	5,41%	498	6,12%	4	6,25%
PP	20	1,40%	316	2,44%	6	1,55%	243	2,99%	3	4,69%
PACMA	3	0,21%	91	0,70%	2	0,52%	50	0,61%	0	0%
RECORTES CERO-GRUPO VERDE	0	0%	18	0,14%	3	0,77%	11	0,14%	0	0%
DIÀLEG (C. RETIRADA)	0	0%	0	0%	0	0%	0	0%	0	0%

## Municipalities of Barcelona

	Sant Salvador de Guardiola		Sant Vicenç de Castellet		Sant Vicenç de Montalt		Sant Vicenç de Torelló		Sant Vicenç dels Horts	
Counted	100%		100%		100%		100%		100%	
Votes cast	1.984	83,82%	5.399	78,90%	3.755	85,15%	1.398	89,67%	17.341	82,26%
Abstention	383	16,18%	1.444	21,10%	655	14,85%	161	10,33%	3.741	17,74%
Spoilt ballots	5	0,25%	13	0,24%	10	0,27%	5	0,36%	70	0,40%
Blank ballots	11	0,55%	37	0,69%	12	0,32%	4	0,29%	96	0,55%
Ballots for lists	1.968	99,19%	5.349	99,07%	3.733	99,41%	1.389	99,36%	17.175	99,04%
Lists										
C's	486	24,56%	1.189	22,08%	953	25,45%	88	6,32%	6.212	35,97%
ERC-CatSí	419	21,17%	1.482	27,52%	801	21,39%	406	29,15%	4.553	26,36%
JUNTSxCAT	586	29,61%	1.209	22,45%	1.271	33,94%	673	48,31%	998	5,78%
PSC	152	7,68%	718	13,33%	319	8,52%	61	4,38%	2.915	16,88%
CatComú-Podem	113	5,71%	330	6,13%	141	3,77%	27	1,94%	1.358	7,86%
CUP	106	5,36%	206	3,82%	123	3,28%	117	8,40%	322	1,86%
PP	82	4,14%	154	2,86%	100	2,67%	15	1,08%	597	3,46%
PACMA	21	1,06%	50	0,93%	22	0,59%	1	0,07%	172	1,00%
RECORTES CERO-GRUPO VERDE	3	0,15%	11	0,20%	3	0,08%	1	0,07%	48	0,28%
DIÀLEG (C. RETIRADA)	0	0%	0	0%	0	0%	0	0%	0	0%

	Santa Cecília de Voltregà		Santa Coloma de Cervelló		Santa Coloma de Gramenet		Santa Eugènia de Berga		Santa Eulàlia de Riuprimer	
Counted	100%		100%		100%		100%		100%	
Votes cast	154	94,48%	5.144	86,58%	61.672	78,62%	1.487	89,96%	873	90,19%
Abstention	9	5,52%	797	13,42%	16.767	21,38%	166	10,04%	95	9,81%
Spoilt ballots	0	0%	15	0,29%	209	0,34%	8	0,54%	3	0,34%
Blank ballots	1	0,65%	21	0,41%	253	0,41%	2	0,13%	5	0,57%
Ballots for lists	153	99,35%	5.108	99,30%	61.210	99,25%	1.477	99,33%	865	99,08%
Lists										
C's	3	1,95%	1.289	25,13%	21.797	35,46%	99	6,69%	64	7,36%
ERC-CatSí	46	29,87%	1.332	25,97%	8.068	13,13%	457	30,90%	208	23,91%
JUNTSxCAT	95	61,69%	759	14,80%	3.359	5,47%	764	51,66%	462	53,10%
PSC	3	1,95%	711	13,86%	14.589	23,74%	45	3,04%	17	1,95%
CatComú-Podem	0	0%	591	11,52%	6.641	10,80%	19	1,28%	21	2,41%
CUP	4	2,60%	218	4,25%	1.653	2,69%	67	4,53%	78	8,97%
PP	2	1,30%	136	2,65%	4.085	6,65%	20	1,35%	10	1,15%
PACMA	0	0%	52	1,01%	777	1,26%	6	0,41%	5	0,57%
RECORTES CERO-GRUPO VERDE	0	0%	20	0,39%	241	0,39%	0	0%	0	0%
DIÀLEG (C. RETIRADA)	0	0%	0	0%	0	0%	0	0%	0	0%

	Santa Eulàlia de Ronçana		Santa Fe del Penedès		Santa Margarida de Montbui		Santa Margarida i els Monjos		Santa Maria de Besora	
Counted	100%		100%		100%		100%		100%	
Votes cast	4.680	84,35%	258	94,16%	5.846	82,19%	4.166	82,84%	113	92,62%
Abstention	868	15,65%	16	5,84%	1.267	17,81%	863	17,16%	9	7,38%
Spoilt ballots	12	0,26%	0	0%	31	0,53%	24	0,58%	0	0%
Blank ballots	23	0,49%	0	0%	34	0,58%	20	0,48%	0	0%
Ballots for lists	4.645	99,25%	258	100%	5.781	98,89%	4.122	98,94%	113	100%
Lists										
C's	1.056	22,62%	16	6,20%	2.228	38,31%	1.147	27,69%	1	0,88%
ERC-CatSí	1.227	26,29%	79	30,62%	861	14,81%	879	21,22%	29	25,66%
JUNTSxCAT	1.198	25,66%	115	44,57%	663	11,40%	888	21,44%	71	62,83%
PSC	461	9,88%	10	3,88%	1.106	19,02%	592	14,29%	0	0%
CatComú-Podem	306	6,56%	7	2,71%	477	8,20%	264	6,37%	3	2,65%
CUP	227	4,86%	27	10,47%	181	3,11%	156	3,77%	7	6,19%
PP	124	2,66%	4	1,55%	196	3,37%	143	3,45%	1	0,88%
PACMA	41	0,88%	0	0%	57	0,98%	47	1,13%	0	0%
RECORTES CERO-GRUPO VERDE	5	0,11%	0	0%	12	0,21%	6	0,14%	1	0,88%
DIÀLEG (C. RETIRADA)	0	0%	0	0%	0	0%	0	0%	0	0%

## Municipalities of Barcelona

	Santa Maria de Martorelles	Santa Maria de Merlès	Santa Maria de Miralles	Santa Maria de Palautordera	Santa Maria d'Oló
Counted	100%	100%	100%	100%	100%
Votes cast	579 87,46%	124 87,32%	93 90,29%	5.848 86,51%	742 90,60%
Abstention	83 12,54%	18 12,68%	10 9,71%	912 13,49%	77 9,40%
Spoilt ballots	1 0,17%	0 0%	0 0%	19 0,32%	6 0,81%
Blank ballots	6 1,04%	2 1,61%	1 1,08%	24 0,41%	2 0,27%
Ballots for lists	572 98,79%	122 98,39%	92 98,92%	5.805 99,26%	734 98,92%
<b>Lists</b>					
C's	101 17,47%	1 0,81%	6 6,45%	903 15,49%	24 3,26%
ERC-CatSí	170 29,41%	25 20,16%	23 24,73%	1.503 25,78%	267 36,28%
JUNTSxCAT	144 24,91%	68 54,84%	47 50,54%	1.976 33,90%	326 44,29%
PSC	42 7,27%	4 3,23%	4 4,30%	548 9,40%	20 2,72%
CatComú-Podem	52 9,00%	3 2,42%	8 8,60%	340 5,83%	12 1,63%
CUP	46 7,96%	20 16,13%	2 2,15%	328 5,63%	73 9,92%
PP	12 2,08%	0 0%	1 1,08%	146 2,50%	12 1,63%
PACMA	5 0,87%	1 0,81%	1 1,08%	55 0,94%	0 0%
RECORTES CERO-GRUPO VERDE	0 0%	0 0%	0 0%	6 0,10%	0 0%
DIÀLEG (C. RETIRADA)	0 0%	0 0%	0 0%	0 0%	0 0%

	Santa Perpètua de Mogoda	Santa Susanna	Santpedor	Sentmenat	Seva
Counted	100%	100%	100%	100%	100%
Votes cast	15.251 83,02%	1.939 82,44%	4.915 86,81%	5.579 84,05%	2.356 88,17%
Abstention	3.120 16,98%	413 17,56%	747 13,19%	1.059 15,95%	316 11,83%
Spoilt ballots	51 0,33%	9 0,46%	12 0,24%	26 0,47%	5 0,21%
Blank ballots	69 0,45%	4 0,21%	21 0,43%	26 0,47%	16 0,68%
Ballots for lists	15.131 99,21%	1.926 99,33%	4.882 99,33%	5.527 99,07%	2.335 99,11%
<b>Lists</b>					
C's	5.263 34,63%	593 30,73%	757 15,44%	1.412 25,43%	236 10,04%
ERC-CatSí	2.761 18,16%	437 22,64%	1.444 29,45%	1.261 22,71%	605 25,73%
JUNTSxCAT	1.763 11,60%	466 24,15%	1.680 34,26%	1.110 19,99%	1.133 48,19%
PSC	2.456 16,16%	171 8,86%	362 7,38%	746 13,43%	102 4,34%
CatComú-Podem	1.616 10,63%	106 5,49%	250 5,10%	467 8,41%	51 2,17%
CUP	492 3,24%	80 4,15%	264 5,38%	306 5,51%	154 6,55%
PP	554 3,64%	60 3,11%	93 1,90%	142 2,56%	41 1,74%
PACMA	194 1,28%	10 0,52%	25 0,51%	69 1,24%	9 0,38%
RECORTES CERO-GRUPO VERDE	32 0,21%	3 0,16%	7 0,14%	14 0,25%	4 0,17%
DIÀLEG (C. RETIRADA)	0 0%	0 0%	0 0%	0 0%	0 0%

	Sitges	Sobremunt	Sora	Subirats	Súria
Counted	100%	100%	100%	100%	100%
Votes cast	15.157 80,72%	61 84,72%	133 85,26%	2.038 87,28%	3.947 85,08%
Abstention	3.621 19,28%	11 15,28%	23 14,74%	297 12,72%	692 14,92%
Spoilt ballots	37 0,24%	0 0%	0 0%	3 0,15%	18 0,46%
Blank ballots	52 0,34%	0 0%	1 0,75%	11 0,54%	11 0,28%
Ballots for lists	15.068 99,41%	61 100%	132 99,25%	2.024 99,31%	3.918 99,27%
<b>Lists</b>					
C's	4.166 27,55%	2 3,28%	6 4,51%	194 9,53%	880 22,40%
ERC-CatSí	3.158 20,89%	12 19,67%	39 29,32%	574 28,21%	868 22,09%
JUNTSxCAT	3.465 22,92%	35 57,38%	73 54,89%	828 40,69%	982 24,99%
PSC	1.936 12,80%	1 1,64%	1 0,75%	107 5,26%	630 16,03%
CatComú-Podem	1.010 6,68%	2 3,28%	4 3,01%	80 3,93%	223 5,68%
CUP	638 4,22%	9 14,75%	9 6,77%	184 9,04%	188 4,78%
PP	538 3,56%	0 0%	0 0%	45 2,21%	108 2,75%
PACMA	125 0,83%	0 0%	0 0%	11 0,54%	35 0,89%
RECORTES CERO-GRUPO VERDE	32 0,21%	0 0%	0 0%	1 0,05%	4 0,10%
DIÀLEG (C. RETIRADA)	0 0%	0 0%	0 0%	0 0%	0 0%

## Municipalities of Barcelona

	Tagamanent		Talamanca		Taradell		Tavèrnoles		Tavertet	
Counted	100%		100%		100%		100%		100%	
Votes cast	202	83,47%	147	90,74%	4.244	88,58%	239	95,98%	88	87,13%
Abstention	40	16,53%	15	9,26%	547	11,42%	10	4,02%	13	12,87%
Spoilt ballots	0	0%	0	0%	12	0,28%	0	0%	0	0%
Blank ballots	3	1,49%	0	0%	16	0,38%	0	0%	0	0%
Ballots for lists	199	98,51%	147	100%	4.216	99,34%	239	100%	88	100%
Lists										
C's	29	14,36%	9	6,12%	278	6,57%	8	3,35%	7	7,95%
ERC-CatSí	61	30,20%	42	28,57%	1.031	24,36%	52	21,76%	19	21,59%
JUNTSxCAT	73	36,14%	70	47,62%	2.344	55,39%	137	57,32%	41	46,59%
PSC	4	1,98%	3	2,04%	150	3,54%	10	4,18%	4	4,55%
CatComú-Podem	9	4,46%	4	2,72%	96	2,27%	4	1,67%	2	2,27%
CUP	20	9,90%	13	8,84%	251	5,93%	25	10,46%	15	17,05%
PP	3	1,49%	6	4,08%	57	1,35%	3	1,26%	0	0%
PACMA	0	0%	0	0%	8	0,19%	0	0%	0	0%
RECORTES CERO-GRUPO VERDE	0	0%	0	0%	1	0,02%	0	0%	0	0%
DIÀLEG (C. RETIRADA)	0	0%	0	0%	0	0%	0	0%	0	0%

	Teià		Terrassa		Tiana		Tona		Tordera	
Counted	100%		100%		100%		100%		100%	
Votes cast	4.222	87,92%	126.276	81,99%	5.866	88,52%	5.145	84,96%	9.507	77,86%
Abstention	580	12,08%	27.741	18,01%	761	11,48%	911	15,04%	2.703	22,14%
Spoilt ballots	10	0,24%	445	0,35%	8	0,14%	25	0,49%	55	0,58%
Blank ballots	13	0,31%	627	0,50%	23	0,39%	26	0,51%	43	0,45%
Ballots for lists	4.199	99,46%	125.204	99,15%	5.835	99,47%	5.094	99,01%	9.409	98,97%
Lists										
C's	748	17,76%	37.507	29,81%	1.001	17,09%	715	13,96%	2.502	26,47%
ERC-CatSí	1.059	25,14%	25.219	20,04%	1.625	27,74%	1.232	24,06%	2.035	21,53%
JUNTSxCAT	1.429	33,93%	20.881	16,59%	1.737	29,65%	2.292	44,77%	2.318	24,52%
PSC	355	8,43%	18.789	14,93%	585	9,99%	311	6,07%	1.193	12,62%
CatComú-Podem	251	5,96%	11.395	9,06%	370	6,32%	150	2,93%	626	6,62%
CUP	238	5,65%	4.802	3,82%	298	5,09%	273	5,33%	323	3,42%
PP	88	2,09%	4.716	3,75%	182	3,11%	79	1,54%	300	3,17%
PACMA	22	0,52%	1.458	1,16%	32	0,55%	35	0,68%	93	0,98%
RECORTES CERO-GRUPO VERDE	9	0,21%	437	0,35%	5	0,09%	7	0,14%	19	0,20%
DIÀLEG (C. RETIRADA)	0	0%	0	0%	0	0%	0	0%	0	0%

	Torelló		Torre de Claramunt, la		Torrelavit		Torrelles de Foix		Torrelles de Llobregat	
Counted	100%		100%		100%		100%		100%	
Votes cast	8.782	85,38%	2.384	82,43%	919	87,69%	1.263	75,95%	3.752	85,96%
Abstention	1.504	14,62%	508	17,57%	129	12,31%	400	24,05%	613	14,04%
Spoilt ballots	28	0,32%	6	0,25%	2	0,22%	9	0,71%	13	0,35%
Blank ballots	41	0,47%	17	0,71%	2	0,22%	6	0,48%	16	0,43%
Ballots for lists	8.713	99,21%	2.361	99,04%	915	99,56%	1.248	98,81%	3.723	99,23%
Lists										
C's	1.191	13,61%	809	34,02%	76	8,29%	272	21,69%	710	18,99%
ERC-CatSí	2.168	24,77%	453	19,05%	258	28,14%	298	23,76%	1.208	32,31%
JUNTSxCAT	3.680	42,04%	458	19,26%	420	45,80%	304	24,24%	776	20,75%
PSC	644	7,36%	319	13,41%	39	4,25%	174	13,88%	393	10,51%
CatComú-Podem	288	3,29%	128	5,38%	49	5,34%	80	6,38%	300	8,02%
CUP	552	6,31%	88	3,70%	57	6,22%	57	4,55%	253	6,77%
PP	137	1,56%	78	3,28%	10	1,09%	48	3,83%	53	1,42%
PACMA	44	0,50%	24	1,01%	5	0,55%	12	0,96%	25	0,67%
RECORTES CERO-GRUPO VERDE	9	0,10%	4	0,17%	1	0,11%	3	0,24%	5	0,13%
DIÀLEG (C. RETIRADA)	0	0%	0	0%	0	0%	0	0%	0	0%



## Municipalities of Barcelona

	Ullastrell		Vacarisses		Vallbona d'Anoia		Vallcebre		Vallgorguina	
Counted	100%		100%		100%		100%		100%	
Votes cast	1.356	89,86%	4.017	85,45%	907	85,32%	198	88,79%	1.712	84,96%
Abstention	153	10,14%	684	14,55%	156	14,68%	25	11,21%	303	15,04%
Spoilt ballots	3	0,22%	11	0,27%	14	1,54%	0	0%	5	0,29%
Blank ballots	6	0,44%	27	0,67%	3	0,33%	0	0%	9	0,53%
Ballots for lists	1.347	99,34%	3.979	99,05%	890	98,13%	198	100%	1.698	99,18%
Lists										
C's	202	14,93%	1.178	29,41%	141	15,79%	10	5,05%	240	14,06%
ERC-CatSí	451	33,33%	988	24,66%	257	28,78%	53	26,77%	504	29,53%
JUNTSxCAT	411	30,38%	662	16,53%	204	22,84%	104	52,53%	589	34,50%
PSC	100	7,39%	462	11,53%	109	12,21%	11	5,56%	96	5,62%
CatComú-Podem	64	4,73%	314	7,84%	47	5,26%	3	1,52%	100	5,86%
CUP	86	6,36%	201	5,02%	84	9,41%	13	6,57%	126	7,38%
PP	17	1,26%	94	2,35%	31	3,47%	4	2,02%	29	1,70%
PACMA	16	1,18%	67	1,67%	16	1,79%	0	0%	12	0,70%
RECORTES CERO-GRUPO VERDE	0	0%	13	0,32%	1	0,11%	0	0%	2	0,12%
DIÀLEG (C. RETIRADA)	0	0%	0	0%	0	0%	0	0%	0	0%

	Vallirana		Vallromanes		Veciana		Vic		Vilada	
Counted	100%		100%		100%		100%		100%	
Votes cast	8.981	81,67%	1.581	87,93%	110	83,33%	22.016	82,57%	342	87,92%
Abstention	2.016	18,33%	217	12,07%	22	16,67%	4.647	17,43%	47	12,08%
Spoilt ballots	37	0,41%	2	0,13%	0	0%	66	0,30%	1	0,29%
Blank ballots	44	0,49%	10	0,63%	0	0%	86	0,39%	0	0%
Ballots for lists	8.900	99,10%	1.569	99,24%	110	100%	21.864	99,31%	341	99,71%
Lists										
C's	2.785	31,14%	313	19,82%	13	11,82%	2.899	13,21%	15	4,40%
ERC-CatSí	1.959	21,90%	401	25,40%	19	17,27%	5.216	23,76%	99	29,03%
JUNTSxCAT	1.273	14,23%	528	33,44%	62	56,36%	9.743	44,39%	167	48,97%
PSC	1.520	16,99%	153	9,69%	4	3,64%	1.426	6,50%	25	7,33%
CatComú-Podem	693	7,75%	75	4,75%	4	3,64%	726	3,31%	10	2,93%
CUP	246	2,75%	55	3,48%	5	4,55%	1.285	5,85%	19	5,57%
PP	303	3,39%	38	2,41%	2	1,82%	470	2,14%	6	1,76%
PACMA	103	1,15%	6	0,38%	0	0%	90	0,41%	0	0%
RECORTES CERO-GRUPO VERDE	18	0,20%	0	0%	1	0,91%	9	0,04%	0	0%
DIÀLEG (C. RETIRADA)	0	0%	0	0%	0	0%	0	0%	0	0%

	Viladecans		Viladecavalls		Vilafranca del Penedès		Vilalba Sasserra		Vilanova de Sau	
Counted	100%		100%		100%		100%		100%	
Votes cast	40.688	83,25%	5.088	87,71%	22.872	82,70%	405	78,19%	238	89,81%
Abstention	8.187	16,75%	713	12,29%	4.784	17,30%	113	21,81%	27	10,19%
Spoilt ballots	142	0,35%	20	0,39%	90	0,39%	0	0%	0	0%
Blank ballots	174	0,43%	30	0,59%	95	0,42%	2	0,49%	1	0,42%
Ballots for lists	40.372	99,22%	5.038	99,02%	22.687	99,19%	403	99,51%	237	99,58%
Lists										
C's	15.142	37,35%	1.488	29,36%	4.253	18,67%	79	19,51%	17	7,14%
ERC-CatSí	5.836	14,39%	1.173	23,15%	5.533	24,29%	132	32,59%	62	26,05%
JUNTSxCAT	2.812	6,94%	984	19,42%	6.698	29,40%	107	26,42%	108	45,38%
PSC	9.265	22,85%	543	10,71%	2.445	10,73%	23	5,68%	9	3,78%
CatComú-Podem	4.044	9,97%	431	8,50%	1.262	5,54%	19	4,69%	11	4,62%
CUP	768	1,89%	218	4,30%	1.541	6,76%	18	4,44%	27	11,34%
PP	1.760	4,34%	130	2,57%	743	3,26%	18	4,44%	3	1,26%
PACMA	579	1,43%	53	1,05%	170	0,75%	5	1,23%	0	0%
RECORTES CERO-GRUPO VERDE	166	0,41%	18	0,36%	42	0,18%	2	0,49%	0	0%
DIÀLEG (C. RETIRADA)	0	0%	0	0%	0	0%	0	0%	0	0%

## Municipalities of Barcelona

	Vilanova del Camí		Vilanova del Vallès		Vilanova i la Geltrú		Vilassar de Dalt		Vilassar de Mar	
Counted	100%		100%		100%		100%		100%	
Votes cast	7.596	82,07%	3.274	85,17%	39.639	81,50%	5.964	86,52%	13.437	86,32%
Abstention	1.660	17,93%	570	14,83%	8.999	18,50%	929	13,48%	2.129	13,68%
Spoilt ballots	26	0,34%	13	0,40%	146	0,37%	15	0,25%	30	0,22%
Blank ballots	44	0,58%	22	0,67%	140	0,35%	21	0,35%	57	0,42%
Ballots for lists	7.526	99,08%	3.239	98,93%	39.353	99,28%	5.928	99,40%	13.350	99,35%
Lists										
C's	2.938	38,81%	800	24,53%	9.931	25,15%	1.042	17,52%	2.535	18,91%
ERC-CatSí	1.198	15,83%	750	23,00%	9.140	23,14%	1.591	26,74%	3.291	24,55%
JUNTSxCAT	803	10,61%	836	25,64%	7.515	19,03%	1.913	32,16%	4.109	30,65%
PSC	1.377	18,19%	352	10,79%	5.594	14,16%	533	8,96%	1.354	10,10%
CatComú-Podem	631	8,34%	220	6,75%	3.208	8,12%	312	5,24%	902	6,73%
CUP	185	2,44%	134	4,11%	2.267	5,74%	304	5,11%	701	5,23%
PP	286	3,78%	102	3,13%	1.233	3,12%	188	3,16%	336	2,51%
PACMA	82	1,08%	32	0,98%	367	0,93%	39	0,66%	100	0,75%
RECORTES CERO-GRUPO VERDE	26	0,34%	13	0,40%	98	0,25%	6	0,10%	22	0,16%
DIÀLEG (C. RETIRADA)	0	0%	0	0%	0	0%	0	0%	0	0%

	Vilobí del Penedès		Viver i Serrateix	
Counted	100%		100%	
Votes cast	703	87,66%	115	85,82%
Abstention	99	12,34%	19	14,18%
Spoilt ballots	0	0%	0	0%
Blank ballots	2	0,28%	0	0%
Ballots for lists	701	99,72%	115	100%
Lists				
C's	68	9,67%	1	0,87%
ERC-CatSí	194	27,60%	11	9,57%
JUNTSxCAT	318	45,23%	89	77,39%
PSC	36	5,12%	3	2,61%
CatComú-Podem	22	3,13%	0	0%
CUP	52	7,40%	10	8,70%
PP	9	1,28%	1	0,87%
PACMA	1	0,14%	0	0%
RECORTES CERO-GRUPO VERDE	1	0,14%	0	0%
DIÀLEG (C. RETIRADA)	0	0%	0	0%



## Municipalities of Girona

	Residents abroad		Agullana		Aiguaviva		Albanyà		Albons	
Counted	100%		100%		100%		100%		100%	
Votes cast	2.636	14,52%	494	83,59%	516	90,37%	81	86,17%	458	87,74%
Abstention	15.516	85,48%	97	16,41%	55	9,63%	13	13,83%	64	12,26%
Spoilt ballots	4	0,15%	4	0,81%	7	1,36%	0	0%	0	0%
Blank ballots	8	0,30%	6	1,21%	2	0,39%	0	0%	3	0,66%
Ballots for lists	2.624	99,54%	484	97,98%	507	98,26%	81	100%	455	99,34%
Lists										
JUNTSxCAT	864	32,83%	161	32,86%	258	50,69%	44	54,32%	209	45,63%
ERC-CatSí	570	21,66%	168	34,29%	121	23,77%	19	23,46%	140	30,57%
C's	453	17,21%	63	12,86%	58	11,39%	0	0%	36	7,86%
PSC	228	8,66%	26	5,31%	23	4,52%	1	1,23%	20	4,37%
CUP	167	6,34%	37	7,55%	27	5,30%	13	16,05%	29	6,33%
CatComú-Podem	136	5,17%	16	3,27%	9	1,77%	1	1,23%	13	2,84%
PP	170	6,46%	7	1,43%	11	2,16%	2	2,47%	4	0,87%
PACMA	20	0,76%	6	1,22%	0	0%	1	1,23%	3	0,66%
RECORTES CERO-GRUPO VERDE	15	0,57%	0	0%	0	0%	0	0%	0	0%
PU M+J	1	0,04%	0	0%	0	0%	0	0%	1	0,22%
DIÀLEG (C. RETIRADA)	0	0%	0	0%	0	0%	0	0%	0	0%
	Alp		Amer		Anglès		Arbúcies		Argelaguer	
Counted	100%		100%		100%		100%		100%	
Votes cast	940	82,82%	1.514	87,51%	3.010	83,89%	3.457	85,48%	294	87,50%
Abstention	195	17,18%	216	12,49%	578	16,11%	587	14,52%	42	12,50%
Spoilt ballots	9	0,96%	4	0,26%	3	0,10%	9	0,26%	1	0,34%
Blank ballots	5	0,53%	5	0,33%	13	0,43%	13	0,38%	1	0,34%
Ballots for lists	926	98,51%	1.505	99,41%	2.994	99,47%	3.435	99,36%	292	99,32%
Lists										
JUNTSxCAT	376	40,39%	934	61,85%	1.586	52,74%	1.670	48,43%	147	50,17%
ERC-CatSí	277	29,75%	257	17,02%	602	20,02%	889	25,78%	67	22,87%
C's	110	11,82%	124	8,21%	341	11,34%	244	7,08%	7	2,39%
PSC	52	5,59%	55	3,64%	152	5,05%	152	4,41%	9	3,07%
CUP	60	6,44%	73	4,83%	163	5,42%	308	8,93%	45	15,36%
CatComú-Podem	24	2,58%	34	2,25%	76	2,53%	91	2,64%	12	4,10%
PP	19	2,04%	26	1,72%	57	1,90%	65	1,89%	3	1,02%
PACMA	7	0,75%	2	0,13%	15	0,50%	11	0,32%	2	0,68%
RECORTES CERO-GRUPO VERDE	1	0,11%	0	0%	1	0,03%	2	0,06%	0	0%
PU M+J	0	0%	0	0%	1	0,03%	3	0,09%	0	0%
DIÀLEG (C. RETIRADA)	0	0%	0	0%	0	0%	0	0%	0	0%
	Armentera, l'		Avinyonet de Puigventós		Banyoles		Bàscara		Begur	
Counted	100%		100%		100%		100%		100%	
Votes cast	579	89,91%	950	82,82%	10.686	84,04%	642	87,82%	2.318	83,56%
Abstention	65	10,09%	197	17,18%	2.029	15,96%	89	12,18%	456	16,44%
Spoilt ballots	2	0,35%	2	0,21%	35	0,33%	0	0%	5	0,22%
Blank ballots	7	1,21%	6	0,63%	39	0,36%	1	0,16%	7	0,30%
Ballots for lists	570	98,45%	942	99,16%	10.612	99,31%	641	99,84%	2.306	99,48%
Lists										
JUNTSxCAT	280	48,53%	294	31,01%	5.349	50,22%	293	45,64%	680	29,40%
ERC-CatSí	156	27,04%	255	26,90%	2.481	23,29%	168	26,17%	519	22,44%
C's	48	8,32%	246	25,95%	971	9,12%	60	9,35%	551	23,82%
PSC	33	5,72%	58	6,12%	476	4,47%	28	4,36%	278	12,02%
CUP	40	6,93%	30	3,16%	750	7,04%	54	8,41%	100	4,32%
CatComú-Podem	9	1,56%	37	3,90%	303	2,84%	15	2,34%	95	4,11%
PP	3	0,52%	17	1,79%	221	2,07%	20	3,12%	61	2,64%
PACMA	1	0,17%	4	0,42%	40	0,38%	2	0,31%	19	0,82%
RECORTES CERO-GRUPO VERDE	0	0%	1	0,11%	15	0,14%	0	0%	3	0,13%
PU M+J	0	0%	0	0%	6	0,06%	1	0,16%	0	0%
DIÀLEG (C. RETIRADA)	0	0%	0	0%	0	0%	0	0%	0	0%

## Municipalities of Girona

	Bellcaire d'Empordà		Besalú		Bescanó		Beuda		Bisbal d'Empordà, la	
Counted	100%		100%		100%		100%		100%	
Votes cast	424	87,06%	1.570	87,71%	3.205	88,37%	111	91,74%	5.688	82,21%
Abstention	63	12,94%	220	12,29%	422	11,63%	10	8,26%	1.231	17,79%
Spoilt ballots	1	0,24%	6	0,38%	12	0,37%	0	0%	37	0,65%
Blank ballots	1	0,24%	5	0,32%	10	0,31%	0	0%	28	0,49%
Ballots for lists	422	99,53%	1.559	99,30%	3.183	99,31%	111	100%	5.623	98,86%
Lists										
JUNTSxCAT	185	43,74%	937	59,91%	1.664	52,11%	45	40,54%	2.157	38,17%
ERC-CatSí	123	29,08%	326	20,84%	735	23,02%	22	19,82%	1.457	25,78%
C's	41	9,69%	101	6,46%	305	9,55%	0	0%	739	13,08%
PSC	21	4,96%	76	4,86%	137	4,29%	14	12,61%	482	8,53%
CUP	34	8,04%	59	3,77%	207	6,48%	25	22,52%	415	7,34%
CatComú-Podem	11	2,60%	37	2,37%	90	2,82%	4	3,60%	207	3,66%
PP	6	1,42%	18	1,15%	28	0,88%	1	0,90%	135	2,39%
PACMA	1	0,24%	1	0,06%	12	0,38%	0	0%	19	0,34%
RECORTES CERO-GRUPO VERDE	0	0%	2	0,13%	5	0,16%	0	0%	8	0,14%
PU M+J	0	0%	2	0,13%	0	0%	0	0%	4	0,07%
DIÀLEG (C. RETIRADA)	0	0%	0	0%	0	0%	0	0%	0	0%
	Biure		Blanes		Boadella i les Escaules		Bolvir		Bordils	
Counted	100%		100%		100%		100%		100%	
Votes cast	156	86,67%	21.421	78,64%	173	84,39%	229	81,79%	1.023	88,80%
Abstention	24	13,33%	5.819	21,36%	32	15,61%	51	18,21%	129	11,20%
Spoilt ballots	1	0,64%	167	0,78%	2	1,16%	3	1,31%	2	0,20%
Blank ballots	1	0,64%	92	0,43%	2	1,16%	0	0%	5	0,49%
Ballots for lists	154	98,72%	21.162	98,79%	169	97,69%	226	98,69%	1.016	99,32%
Lists										
JUNTSxCAT	40	25,81%	4.007	18,85%	59	34,50%	107	47,35%	524	51,32%
ERC-CatSí	44	28,39%	3.872	18,22%	49	28,65%	43	19,03%	207	20,27%
C's	34	21,94%	6.458	30,38%	27	15,79%	34	15,04%	94	9,21%
PSC	14	9,03%	3.266	15,37%	8	4,68%	13	5,75%	49	4,80%
CUP	10	6,45%	696	3,27%	15	8,77%	14	6,19%	95	9,30%
CatComú-Podem	7	4,52%	1.743	8,20%	8	4,68%	4	1,77%	33	3,23%
PP	4	2,58%	845	3,98%	3	1,75%	9	3,98%	12	1,18%
PACMA	1	0,65%	198	0,93%	0	0%	2	0,88%	2	0,20%
RECORTES CERO-GRUPO VERDE	0	0%	57	0,27%	0	0%	0	0%	0	0%
PU M+J	0	0%	20	0,09%	0	0%	0	0%	0	0%
DIÀLEG (C. RETIRADA)	0	0%	0	0%	0	0%	0	0%	0	0%
	Borrassà		Breda		Brunyola		Cabanelles		Cabanes	
Counted	100%		100%		100%		100%		100%	
Votes cast	477	88,83%	2.486	87,57%	251	88,07%	152	81,72%	519	82,64%
Abstention	60	11,17%	353	12,43%	34	11,93%	34	18,28%	109	17,36%
Spoilt ballots	1	0,21%	12	0,48%	0	0%	0	0%	4	0,77%
Blank ballots	0	0%	5	0,20%	1	0,40%	0	0%	1	0,19%
Ballots for lists	476	99,79%	2.469	99,32%	250	99,60%	152	100%	514	99,04%
Lists										
JUNTSxCAT	258	54,20%	939	37,95%	149	59,36%	70	46,05%	187	36,31%
ERC-CatSí	98	20,59%	831	33,59%	53	21,12%	33	21,71%	98	19,03%
C's	65	13,66%	238	9,62%	15	5,98%	11	7,24%	122	23,69%
PSC	17	3,57%	167	6,75%	7	2,79%	2	1,32%	36	6,99%
CUP	19	3,99%	151	6,10%	13	5,18%	26	17,11%	30	5,83%
CatComú-Podem	10	2,10%	66	2,67%	9	3,59%	3	1,97%	13	2,52%
PP	7	1,47%	61	2,47%	3	1,20%	5	3,29%	24	4,66%
PACMA	2	0,42%	11	0,44%	1	0,40%	1	0,66%	3	0,58%
RECORTES CERO-GRUPO VERDE	0	0%	3	0,12%	0	0%	0	0%	1	0,19%
PU M+J	0	0%	2	0,08%	0	0%	1	0,66%	0	0%
DIÀLEG (C. RETIRADA)	0	0%	0	0%	0	0%	0	0%	0	0%

## Municipalities of Girona

	Cadaqués		Caldes de Malavella		Calonge		Camós		Campdevàrol	
Counted	100%		100%		100%		100%		100%	
Votes cast	1.307	74,47%	4.440	82,09%	5.658	79,99%	506	90,84%	2.244	85,16%
Abstention	448	25,53%	969	17,91%	1.415	20,01%	51	9,16%	391	14,84%
Spoilt ballots	4	0,31%	18	0,41%	38	0,67%	1	0,20%	17	0,76%
Blank ballots	7	0,54%	18	0,41%	22	0,39%	3	0,59%	17	0,76%
Ballots for lists	1.296	99,16%	4.404	99,19%	5.598	98,94%	502	99,21%	2.210	98,48%
Lists										
JUNTSxCAT	498	38,22%	1.489	33,67%	1.875	33,36%	273	54,06%	886	39,78%
ERC-CatSí	366	28,09%	923	20,87%	1.315	23,40%	116	22,97%	619	27,80%
C's	168	12,89%	978	22,12%	1.185	21,09%	39	7,72%	305	13,70%
PSC	111	8,52%	405	9,16%	559	9,95%	17	3,37%	131	5,88%
CUP	61	4,68%	208	4,70%	228	4,06%	38	7,52%	110	4,94%
CatComú-Podem	69	5,30%	243	5,50%	238	4,23%	12	2,38%	90	4,04%
PP	13	1,00%	121	2,74%	150	2,67%	7	1,39%	60	2,69%
PACMA	9	0,69%	34	0,77%	36	0,64%	0	0%	7	0,31%
RECORTES CERO-GRUPO VERDE	1	0,08%	2	0,05%	7	0,12%	0	0%	2	0,09%
PU M+J	0	0%	1	0,02%	5	0,09%	0	0%	0	0%
DIÀLEG (C. RETIRADA)	0	0%	0	0%	0	0%	0	0%	0	0%
	Campelles		Campllong		Camprodon		Canet d'Adri		Cantallops	
Counted	100%		100%		100%		100%		100%	
Votes cast	93	91,18%	332	89,97%	1.467	85,19%	501	90,76%	186	82,30%
Abstention	9	8,82%	37	10,03%	255	14,81%	51	9,24%	40	17,70%
Spoilt ballots	0	0%	2	0,60%	2	0,14%	2	0,40%	0	0%
Blank ballots	0	0%	1	0,30%	5	0,34%	5	1,00%	2	1,08%
Ballots for lists	93	100%	329	99,10%	1.460	99,52%	494	98,60%	184	98,92%
Lists										
JUNTSxCAT	61	65,59%	189	57,27%	769	52,49%	275	55,11%	56	30,11%
ERC-CatSí	12	12,90%	64	19,39%	294	20,07%	92	18,44%	73	39,25%
C's	4	4,30%	25	7,58%	141	9,62%	30	6,01%	15	8,06%
PSC	0	0%	9	2,73%	109	7,44%	16	3,21%	13	6,99%
CUP	6	6,45%	13	3,94%	81	5,53%	57	11,42%	12	6,45%
CatComú-Podem	4	4,30%	15	4,55%	39	2,66%	15	3,01%	10	5,38%
PP	6	6,45%	10	3,03%	23	1,57%	8	1,60%	4	2,15%
PACMA	0	0%	3	0,91%	2	0,14%	0	0%	1	0,54%
RECORTES CERO-GRUPO VERDE	0	0%	1	0,30%	2	0,14%	1	0,20%	0	0%
PU M+J	0	0%	0	0%	0	0%	0	0%	0	0%
DIÀLEG (C. RETIRADA)	0	0%	0	0%	0	0%	0	0%	0	0%
	Capmany		Cassà de la Selva		Castellfollit de la Roca		Castelló d'Empúries		Castell Platja d'Aro	
Counted	100%		100%		100%		100%		100%	
Votes cast	343	82,25%	5.895	85,65%	618	86,19%	3.672	75,00%	4.825	77,05%
Abstention	74	17,75%	988	14,35%	99	13,81%	1.224	25,00%	1.437	22,95%
Spoilt ballots	1	0,29%	17	0,29%	3	0,49%	16	0,44%	28	0,58%
Blank ballots	0	0%	22	0,37%	8	1,29%	12	0,33%	17	0,35%
Ballots for lists	342	99,71%	5.856	99,34%	607	98,22%	3.644	99,24%	4.780	99,07%
Lists										
JUNTSxCAT	157	45,91%	2.715	46,19%	255	41,46%	1.040	28,45%	1.554	32,40%
ERC-CatSí	87	25,44%	1.343	22,85%	187	30,41%	731	19,99%	798	16,64%
C's	49	14,33%	780	13,27%	61	9,92%	1.069	29,24%	1.336	27,85%
PSC	16	4,68%	382	6,50%	31	5,04%	314	8,59%	563	11,74%
CUP	13	3,80%	298	5,07%	36	5,85%	142	3,88%	115	2,40%
CatComú-Podem	13	3,80%	188	3,20%	16	2,60%	138	3,77%	185	3,86%
PP	6	1,75%	108	1,84%	14	2,28%	173	4,73%	175	3,65%
PACMA	1	0,29%	34	0,58%	6	0,98%	31	0,85%	42	0,88%
RECORTES CERO-GRUPO VERDE	0	0%	6	0,10%	1	0,16%	4	0,11%	8	0,17%
PU M+J	0	0%	2	0,03%	0	0%	2	0,05%	4	0,08%
DIÀLEG (C. RETIRADA)	0	0%	0	0%	0	0%	0	0%	0	0%

## Municipalities of Girona

	Cellera de Ter, la		Celrà		Cervià de Ter		Cistella		Colera	
Counted	100%		100%		100%		100%		100%	
Votes cast	1.335	89,60%	2.758	88,31%	609	91,58%	195	89,45%	290	81,01%
Abstention	155	10,40%	365	11,69%	56	8,42%	23	10,55%	68	18,99%
Spoilt ballots	2	0,15%	9	0,33%	0	0%	0	0%	0	0%
Blank ballots	3	0,22%	10	0,36%	1	0,16%	1	0,51%	0	0%
Ballots for lists	1.330	99,63%	2.739	99,31%	608	99,84%	194	99,49%	290	100%
Lists										
JUNTSxCAT	789	59,19%	971	35,32%	262	43,02%	101	51,79%	106	36,55%
ERC-CatSí	288	21,61%	640	23,28%	192	31,53%	42	21,54%	81	27,93%
C's	63	4,73%	389	14,15%	48	7,88%	14	7,18%	55	18,97%
PSC	58	4,35%	207	7,53%	19	3,12%	10	5,13%	16	5,52%
CUP	84	6,30%	378	13,75%	53	8,70%	18	9,23%	15	5,17%
CatComú-Podem	24	1,80%	99	3,60%	18	2,96%	2	1,03%	12	4,14%
PP	18	1,35%	37	1,35%	14	2,30%	6	3,08%	3	1,03%
PACMA	6	0,45%	17	0,62%	2	0,33%	0	0%	2	0,69%
RECORTES CERO-GRUPO VERDE	0	0%	0	0%	0	0%	0	0%	0	0%
PU M+J	0	0%	1	0,04%	0	0%	1	0,51%	0	0%
DIÀLEG (C. RETIRADA)	0	0%	0	0%	0	0%	0	0%	0	0%
	Colomers		Corçà		Cornellà del Terri		Crespià		Cruïlles, Monells i Sant Sadurn de l'Heura	
Counted	100%		100%		100%		100%		100%	
Votes cast	135	93,75%	850	89,38%	1.528	87,77%	142	82,56%	838	85,69%
Abstention	9	6,25%	101	10,62%	213	12,23%	30	17,44%	140	14,31%
Spoilt ballots	0	0%	4	0,47%	2	0,13%	0	0%	1	0,12%
Blank ballots	0	0%	1	0,12%	15	0,98%	0	0%	5	0,60%
Ballots for lists	135	100%	845	99,41%	1.511	98,89%	142	100%	832	99,28%
Lists										
JUNTSxCAT	73	54,07%	425	50,24%	863	56,55%	70	49,30%	346	41,34%
ERC-CatSí	30	22,22%	206	24,35%	312	20,45%	31	21,83%	214	25,57%
C's	0	0%	64	7,57%	113	7,40%	7	4,93%	91	10,87%
PSC	5	3,70%	47	5,56%	61	4,00%	2	1,41%	49	5,85%
CUP	19	14,07%	62	7,33%	98	6,42%	20	14,08%	85	10,16%
CatComú-Podem	6	4,44%	23	2,72%	30	1,97%	7	4,93%	25	2,99%
PP	2	1,48%	13	1,54%	30	1,97%	5	3,52%	19	2,27%
PACMA	0	0%	3	0,35%	4	0,26%	0	0%	2	0,24%
RECORTES CERO-GRUPO VERDE	0	0%	1	0,12%	0	0%	0	0%	0	0%
PU M+J	0	0%	1	0,12%	0	0%	0	0%	1	0,12%
DIÀLEG (C. RETIRADA)	0	0%	0	0%	0	0%	0	0%	0	0%
	Darnius		Das		Escala, l'		Espinelles		Espolla	
Counted	100%		100%		100%		100%		100%	
Votes cast	353	83,65%	141	87,04%	4.702	78,45%	153	92,17%	298	91,13%
Abstention	69	16,35%	21	12,96%	1.292	21,55%	13	7,83%	29	8,87%
Spoilt ballots	2	0,57%	0	0%	27	0,57%	3	1,96%	4	1,34%
Blank ballots	1	0,28%	0	0%	35	0,74%	0	0%	1	0,34%
Ballots for lists	350	99,15%	141	100%	4.640	98,68%	150	98,04%	293	98,32%
Lists										
JUNTSxCAT	111	31,62%	65	46,10%	1.595	34,12%	75	50,00%	104	35,37%
ERC-CatSí	105	29,91%	40	28,37%	954	20,41%	44	29,33%	68	23,13%
C's	57	16,24%	17	12,06%	987	21,11%	5	3,33%	46	15,65%
PSC	22	6,27%	2	1,42%	420	8,98%	3	2,00%	31	10,54%
CUP	24	6,84%	8	5,67%	265	5,67%	20	13,33%	27	9,18%
CatComú-Podem	10	2,85%	2	1,42%	269	5,75%	1	0,67%	6	2,04%
PP	20	5,70%	6	4,26%	114	2,44%	2	1,33%	10	3,40%
PACMA	1	0,28%	0	0%	26	0,56%	0	0%	1	0,34%
RECORTES CERO-GRUPO VERDE	0	0%	1	0,71%	9	0,19%	0	0%	0	0%
PU M+J	0	0%	0	0%	1	0,02%	0	0%	0	0%
DIÀLEG (C. RETIRADA)	0	0%	0	0%	0	0%	0	0%	0	0%

## Municipalities of Girona

	Esponellà		Far d'Empordà, el		Figueres		Flaçà		Foixà	
Counted	100%		100%		100%		100%		100%	
Votes cast	275	86,75%	349	81,54%	20.172	74,36%	599	86,06%	231	89,88%
Abstention	42	13,25%	79	18,46%	6.957	25,64%	97	13,94%	26	10,12%
Spoilt ballots	0	0%	2	0,57%	113	0,56%	2	0,33%	1	0,43%
Blank ballots	0	0%	1	0,29%	118	0,58%	1	0,17%	1	0,43%
Ballots for lists	275	100%	346	99,14%	19.941	98,85%	596	99,50%	229	99,13%
Lists										
JUNTSxCAT	155	56,36%	129	37,18%	5.196	25,90%	296	49,58%	126	54,78%
ERC-CatSí	58	21,09%	98	28,24%	4.067	20,28%	152	25,46%	48	20,87%
C's	13	4,73%	54	15,56%	5.848	29,15%	52	8,71%	14	6,09%
PSC	7	2,55%	21	6,05%	2.005	10,00%	31	5,19%	10	4,35%
CUP	27	9,82%	10	2,88%	816	4,07%	48	8,04%	16	6,96%
CatComú-Podem	11	4,00%	17	4,90%	778	3,88%	10	1,68%	11	4,78%
PP	2	0,73%	17	4,90%	1.023	5,10%	6	1,01%	2	0,87%
PACMA	2	0,73%	0	0%	163	0,81%	1	0,17%	2	0,87%
RECORTES CERO-GRUPO VERDE	0	0%	0	0%	30	0,15%	0	0%	0	0%
PU M+J	0	0%	0	0%	15	0,07%	0	0%	0	0%
DIÀLEG (C. RETIRADA)	0	0%	0	0%	0	0%	0	0%	0	0%
	Fontanals de Cerdanya		Fontanilles		Fontcoberta		Forallac		Fornells de la Selva	
Counted	100%		100%		100%		100%		100%	
Votes cast	323	86,60%	101	90,99%	1.033	91,09%	1.159	86,88%	1.765	91,83%
Abstention	50	13,40%	10	9,01%	101	8,91%	175	13,12%	157	8,17%
Spoilt ballots	2	0,62%	0	0%	4	0,39%	0	0%	1	0,06%
Blank ballots	0	0%	0	0%	3	0,29%	7	0,60%	14	0,79%
Ballots for lists	321	99,38%	101	100%	1.026	99,32%	1.152	99,40%	1.750	99,15%
Lists										
JUNTSxCAT	142	44,24%	59	58,42%	546	53,06%	526	45,38%	902	51,13%
ERC-CatSí	76	23,68%	24	23,76%	281	27,31%	263	22,69%	371	21,03%
C's	46	14,33%	6	5,94%	76	7,39%	155	13,37%	211	11,96%
PSC	17	5,30%	5	4,95%	27	2,62%	65	5,61%	95	5,39%
CUP	24	7,48%	4	3,96%	68	6,61%	92	7,94%	96	5,44%
CatComú-Podem	4	1,25%	2	1,98%	13	1,26%	33	2,85%	31	1,76%
PP	10	3,12%	0	0%	10	0,97%	14	1,21%	29	1,64%
PACMA	1	0,31%	1	0,99%	5	0,49%	2	0,17%	12	0,68%
RECORTES CERO-GRUPO VERDE	0	0%	0	0%	0	0%	1	0,09%	1	0,06%
PU M+J	1	0,31%	0	0%	0	0%	1	0,09%	2	0,11%
DIÀLEG (C. RETIRADA)	0	0%	0	0%	0	0%	0	0%	0	0%
	Fortià		Garrigàs		Garrigoles		Garriguella		Ger	
Counted	100%		100%		100%		100%		100%	
Votes cast	446	84,63%	286	87,46%	114	88,37%	474	86,34%	280	86,42%
Abstention	81	15,37%	41	12,54%	15	11,63%	75	13,66%	44	13,58%
Spoilt ballots	1	0,22%	2	0,70%	0	0%	0	0%	0	0%
Blank ballots	5	1,12%	0	0%	0	0%	0	0%	1	0,36%
Ballots for lists	440	98,65%	284	99,30%	114	100%	474	100%	279	99,64%
Lists										
JUNTSxCAT	138	31,01%	115	40,49%	43	37,72%	184	38,82%	128	45,71%
ERC-CatSí	124	27,87%	86	30,28%	28	24,56%	110	23,21%	76	27,14%
C's	81	18,20%	27	9,51%	11	9,65%	83	17,51%	27	9,64%
PSC	38	8,54%	9	3,17%	2	1,75%	39	8,23%	18	6,43%
CUP	28	6,29%	33	11,62%	25	21,93%	21	4,43%	16	5,71%
CatComú-Podem	15	3,37%	7	2,46%	3	2,63%	19	4,01%	4	1,43%
PP	13	2,92%	5	1,76%	2	1,75%	12	2,53%	8	2,86%
PACMA	1	0,22%	1	0,35%	0	0%	5	1,05%	1	0,36%
RECORTES CERO-GRUPO VERDE	2	0,45%	1	0,35%	0	0%	1	0,21%	1	0,36%
PU M+J	0	0%	0	0%	0	0%	0	0%	0	0%
DIÀLEG (C. RETIRADA)	0	0%	0	0%	0	0%	0	0%	0	0%

## Municipalities of Girona

	Girona		Gombren		Gualta		Guils de Cerdanya		Hostalric	
Counted	100%		100%		100%		100%		100%	
Votes cast	53.626	82,61%	126	90,65%	215	86,35%	342	81,62%	2.448	82,76%
Abstention	11.286	17,39%	13	9,35%	34	13,65%	77	18,38%	510	17,24%
Spoilt ballots	264	0,49%	0	0%	0	0%	3	0,88%	12	0,49%
Blank ballots	234	0,44%	0	0%	0	0%	1	0,29%	9	0,37%
Ballots for lists	53.128	99,07%	126	100%	215	100%	338	98,83%	2.427	99,14%
Lists										
JUNTSxCAT	19.663	36,85%	53	42,06%	113	52,56%	157	46,31%	766	31,44%
ERC-CatSí	9.950	18,65%	30	23,81%	37	17,21%	82	24,19%	614	25,21%
C's	10.522	19,72%	17	13,49%	30	13,95%	53	15,63%	456	18,72%
PSC	5.109	9,57%	5	3,97%	5	2,33%	10	2,95%	243	9,98%
CUP	3.556	6,66%	12	9,52%	19	8,84%	14	4,13%	116	4,76%
CatComú-Podem	2.256	4,23%	1	0,79%	7	3,26%	9	2,65%	152	6,24%
PP	1.607	3,01%	8	6,35%	4	1,86%	11	3,24%	61	2,50%
PACMA	355	0,67%	0	0%	0	0%	1	0,29%	17	0,70%
RECORTES CERO-GRUPO VERDE	79	0,15%	0	0%	0	0%	1	0,29%	2	0,08%
PU M+J	31	0,06%	0	0%	0	0%	0	0%	0	0%
DIÀLEG (C. RETIRADA)	0	0%	0	0%	0	0%	0	0%	0	0%
	I sòvol		Jafre		Jonquera, la		Juià		Lladó	
Counted	100%		100%		100%		100%		100%	
Votes cast	198	88,39%	262	89,12%	1.330	77,19%	192	85,33%	493	88,99%
Abstention	26	11,61%	32	10,88%	393	22,81%	33	14,67%	61	11,01%
Spoilt ballots	1	0,51%	0	0%	12	0,90%	0	0%	0	0%
Blank ballots	0	0%	0	0%	7	0,53%	0	0%	2	0,41%
Ballots for lists	197	99,49%	262	100%	1.311	98,57%	192	100%	491	99,59%
Lists										
JUNTSxCAT	87	44,16%	119	45,42%	288	21,85%	99	51,56%	188	38,13%
ERC-CatSí	57	28,93%	78	29,77%	269	20,41%	42	21,88%	188	38,13%
C's	16	8,12%	16	6,11%	452	34,29%	13	6,77%	34	6,90%
PSC	13	6,60%	8	3,05%	129	9,79%	4	2,08%	17	3,45%
CUP	14	7,11%	34	12,98%	39	2,96%	22	11,46%	31	6,29%
CatComú-Podem	9	4,57%	2	0,76%	56	4,25%	3	1,56%	20	4,06%
PP	1	0,51%	3	1,15%	65	4,93%	4	2,08%	10	2,03%
PACMA	0	0%	2	0,76%	8	0,61%	3	1,56%	1	0,20%
RECORTES CERO-GRUPO VERDE	0	0%	0	0%	3	0,23%	2	1,04%	2	0,41%
PU M+J	0	0%	0	0%	2	0,15%	0	0%	0	0%
DIÀLEG (C. RETIRADA)	0	0%	0	0%	0	0%	0	0%	0	0%
	Llagostera		Llambilles		Llanars		Llançà		Llers	
Counted	100%		100%		100%		100%		100%	
Votes cast	4.551	81,15%	483	89,44%	338	84,50%	2.849	81,94%	751	81,81%
Abstention	1.057	18,85%	57	10,56%	62	15,50%	628	18,06%	167	18,19%
Spoilt ballots	13	0,29%	3	0,62%	1	0,30%	15	0,53%	3	0,40%
Blank ballots	19	0,42%	2	0,41%	3	0,89%	15	0,53%	2	0,27%
Ballots for lists	4.519	99,30%	478	98,96%	334	98,82%	2.819	98,95%	746	99,33%
Lists										
JUNTSxCAT	1.861	41,01%	284	59,17%	205	60,83%	841	29,68%	322	43,05%
ERC-CatSí	1.035	22,81%	82	17,08%	71	21,07%	782	27,59%	196	26,20%
C's	733	16,15%	54	11,25%	26	7,72%	554	19,55%	113	15,11%
PSC	365	8,04%	24	5,00%	8	2,37%	311	10,97%	23	3,07%
CUP	258	5,69%	11	2,29%	15	4,45%	112	3,95%	36	4,81%
CatComú-Podem	133	2,93%	14	2,92%	5	1,48%	103	3,63%	32	4,28%
PP	106	2,34%	8	1,67%	4	1,19%	80	2,82%	20	2,67%
PACMA	21	0,46%	0	0%	0	0%	29	1,02%	3	0,40%
RECORTES CERO-GRUPO VERDE	4	0,09%	1	0,21%	0	0%	4	0,14%	1	0,13%
PU M+J	3	0,07%	0	0%	0	0%	3	0,11%	0	0%
DIÀLEG (C. RETIRADA)	0	0%	0	0%	0	0%	0	0%	0	0%

## Municipalities of Girona

	Llívia		Lloret de Mar		Llosses, les		Maçanet de Cabrenys		Maçanet de la Selva	
Counted	100%		100%		100%		100%		100%	
Votes cast	858	81,02%	14.789	74,89%	132	80,49%	455	82,58%	3.878	77,67%
Abstention	201	18,98%	4.958	25,11%	32	19,51%	96	17,42%	1.115	22,33%
Spoilt ballots	5	0,58%	81	0,55%	0	0%	1	0,22%	19	0,49%
Blank ballots	3	0,35%	46	0,31%	0	0%	5	1,10%	19	0,49%
Ballots for lists	850	99,07%	14.662	99,14%	132	100%	449	98,68%	3.840	99,02%
Lists										
JUNTSxCAT	319	37,40%	2.853	19,40%	66	50,00%	179	39,43%	915	23,71%
ERC-CatSí	247	28,96%	2.365	16,08%	33	25,00%	158	34,80%	765	19,82%
C's	133	15,59%	5.365	36,48%	5	3,79%	44	9,69%	1.072	27,78%
PSC	50	5,86%	1.947	13,24%	4	3,03%	25	5,51%	482	12,49%
CUP	50	5,86%	374	2,54%	16	12,12%	28	6,17%	195	5,05%
CatComú-Podem	19	2,23%	903	6,14%	5	3,79%	4	0,88%	232	6,01%
PP	28	3,28%	661	4,49%	2	1,52%	10	2,20%	119	3,08%
PACMA	2	0,23%	155	1,05%	1	0,76%	0	0%	50	1,30%
RECORTES CERO-GRUPO VERDE	2	0,23%	29	0,20%	0	0%	1	0,22%	6	0,16%
PU M+J	0	0%	10	0,07%	0	0%	0	0%	4	0,10%
DIÀLEG (C. RETIRADA)	0	0%	0	0%	0	0%	0	0%	0	0%
	Madremanya		Maià de Montcal		Masarac		Massanes		Meranges	
Counted	100%		100%		100%		100%		100%	
Votes cast	191	93,63%	254	86,10%	160	83,33%	432	79,85%	68	86,08%
Abstention	13	6,37%	41	13,90%	32	16,67%	109	20,15%	11	13,92%
Spoilt ballots	2	1,05%	0	0%	4	2,50%	4	0,93%	0	0%
Blank ballots	1	0,52%	4	1,57%	2	1,25%	3	0,69%	1	1,47%
Ballots for lists	188	98,43%	250	98,43%	154	96,25%	425	98,38%	67	98,53%
Lists										
JUNTSxCAT	96	50,79%	103	40,55%	86	55,13%	139	32,48%	29	42,65%
ERC-CatSí	38	20,11%	56	22,05%	33	21,15%	116	27,10%	19	27,94%
C's	6	3,17%	45	17,72%	15	9,62%	73	17,06%	10	14,71%
PSC	6	3,17%	16	6,30%	5	3,21%	38	8,88%	1	1,47%
CUP	31	16,40%	14	5,51%	11	7,05%	23	5,37%	2	2,94%
CatComú-Podem	6	3,17%	12	4,72%	1	0,64%	18	4,21%	0	0%
PP	4	2,12%	4	1,57%	1	0,64%	10	2,34%	6	8,82%
PACMA	1	0,53%	0	0%	0	0%	8	1,87%	0	0%
RECORTES CERO-GRUPO VERDE	0	0%	0	0%	2	1,28%	0	0%	0	0%
PU M+J	0	0%	0	0%	0	0%	0	0%	0	0%
DIÀLEG (C. RETIRADA)	0	0%	0	0%	0	0%	0	0%	0	0%
	Mieres		Mollet de Peralada		Molló		Montagut i Oix		Mont-ras	
Counted	100%		100%		100%		100%		100%	
Votes cast	204	83,95%	121	88,32%	238	88,15%	616	89,53%	1.112	83,86%
Abstention	39	16,05%	16	11,68%	32	11,85%	72	10,47%	214	16,14%
Spoilt ballots	0	0%	0	0%	2	0,84%	0	0%	2	0,18%
Blank ballots	0	0%	0	0%	1	0,42%	4	0,65%	4	0,36%
Ballots for lists	204	100%	121	100%	235	98,74%	612	99,35%	1.106	99,46%
Lists										
JUNTSxCAT	84	41,18%	49	40,50%	137	58,05%	308	50,00%	364	32,79%
ERC-CatSí	44	21,57%	47	38,84%	60	25,42%	163	26,46%	216	19,46%
C's	17	8,33%	7	5,79%	11	4,66%	28	4,55%	275	24,77%
PSC	4	1,96%	4	3,31%	7	2,97%	19	3,08%	134	12,07%
CUP	41	20,10%	8	6,61%	14	5,93%	62	10,06%	29	2,61%
CatComú-Podem	10	4,90%	4	3,31%	1	0,42%	19	3,08%	44	3,96%
PP	4	1,96%	2	1,65%	4	1,69%	11	1,79%	40	3,60%
PACMA	0	0%	0	0%	1	0,42%	2	0,32%	4	0,36%
RECORTES CERO-GRUPO VERDE	0	0%	0	0%	0	0%	0	0%	0	0%
PU M+J	0	0%	0	0%	0	0%	0	0%	0	0%
DIÀLEG (C. RETIRADA)	0	0%	0	0%	0	0%	0	0%	0	0%



## Municipalities of Girona

	Navata		Ogassa		Olot		Ordís		Osor	
Counted	100%		100%		100%		100%		100%	
Votes cast	774	86,48%	172	90,05%	18.672	80,65%	244	87,77%	280	82,11%
Abstention	121	13,52%	19	9,95%	4.480	19,35%	34	12,23%	61	17,89%
Spoilt ballots	1	0,13%	0	0%	39	0,21%	0	0%	1	0,36%
Blank ballots	11	1,42%	0	0%	85	0,46%	2	0,82%	2	0,71%
Ballots for lists	762	98,45%	172	100%	18.548	99,34%	242	99,18%	277	98,93%
Lists										
JUNTSxCAT	369	47,74%	87	50,58%	8.454	45,37%	113	46,31%	131	46,95%
ERC-CatSí	174	22,51%	40	23,26%	4.262	22,87%	67	27,46%	84	30,11%
C's	83	10,74%	21	12,21%	2.344	12,58%	26	10,66%	13	4,66%
PSC	29	3,75%	4	2,33%	1.368	7,34%	8	3,28%	11	3,94%
CUP	70	9,06%	10	5,81%	992	5,32%	18	7,38%	26	9,32%
CatComú-Podem	21	2,72%	6	3,49%	568	3,05%	3	1,23%	7	2,51%
PP	13	1,68%	4	2,33%	459	2,46%	7	2,87%	3	1,08%
PACMA	2	0,26%	0	0%	73	0,39%	0	0%	2	0,72%
RECORTES CERO-GRUPO VERDE	1	0,13%	0	0%	18	0,10%	0	0%	0	0%
PU M+J	0	0%	0	0%	10	0,05%	0	0%	0	0%
DIÀLEG (C. RETIRADA)	0	0%	0	0%	0	0%	0	0%	0	0%
	Palafrugell		Palamós		Palau de Santa Eulàlia		Palau-sator		Palau-saverdera	
Counted	100%		100%		100%		100%		100%	
Votes cast	11.151	77,24%	10.238	79,22%	68	86,08%	189	88,32%	657	81,82%
Abstention	3.285	22,76%	2.685	20,78%	11	13,92%	25	11,68%	146	18,18%
Spoilt ballots	36	0,32%	44	0,43%	1	1,47%	0	0%	10	1,52%
Blank ballots	45	0,40%	42	0,41%	0	0%	2	1,06%	1	0,15%
Ballots for lists	11.070	99,27%	10.152	99,16%	67	98,53%	187	98,94%	646	98,33%
Lists										
JUNTSxCAT	3.445	30,99%	3.270	32,08%	21	31,34%	108	57,14%	229	35,39%
ERC-CatSí	2.315	20,83%	2.384	23,39%	22	32,84%	35	18,52%	170	26,28%
C's	2.786	25,07%	2.328	22,84%	2	2,99%	12	6,35%	141	21,79%
PSC	1.158	10,42%	1.002	9,83%	8	11,94%	14	7,41%	48	7,42%
CUP	431	3,88%	402	3,94%	7	10,45%	12	6,35%	21	3,25%
CatComú-Podem	500	4,50%	371	3,64%	7	10,45%	1	0,53%	15	2,32%
PP	335	3,01%	299	2,93%	0	0%	5	2,65%	13	2,01%
PACMA	79	0,71%	71	0,70%	0	0%	0	0%	9	1,39%
RECORTES CERO-GRUPO VERDE	10	0,09%	15	0,15%	0	0%	0	0%	0	0%
PU M+J	11	0,10%	10	0,10%	0	0%	0	0%	0	0%
DIÀLEG (C. RETIRADA)	0	0%	0	0%	0	0%	0	0%	0	0%
	Palol de Revardit		Pals		Pardines		Parlavà		Pau	
Counted	100%		100%		100%		100%		100%	
Votes cast	319	89,86%	1.332	82,37%	116	88,55%	293	94,52%	269	88,20%
Abstention	36	10,14%	285	17,63%	15	11,45%	17	5,48%	36	11,80%
Spoilt ballots	3	0,94%	5	0,38%	0	0%	0	0%	1	0,37%
Blank ballots	0	0%	8	0,60%	1	0,86%	0	0%	2	0,74%
Ballots for lists	316	99,06%	1.319	99,02%	115	99,14%	293	100%	266	98,88%
Lists										
JUNTSxCAT	195	61,71%	595	44,84%	65	56,03%	150	51,19%	115	42,91%
ERC-CatSí	57	18,04%	315	23,74%	31	26,72%	91	31,06%	69	25,75%
C's	20	6,33%	163	12,28%	3	2,59%	16	5,46%	36	13,43%
PSC	10	3,16%	128	9,65%	3	2,59%	3	1,02%	15	5,60%
CUP	20	6,33%	63	4,75%	6	5,17%	25	8,53%	18	6,72%
CatComú-Podem	6	1,90%	32	2,41%	6	5,17%	5	1,71%	7	2,61%
PP	8	2,53%	19	1,43%	1	0,86%	2	0,68%	3	1,12%
PACMA	0	0%	4	0,30%	0	0%	1	0,34%	3	1,12%
RECORTES CERO-GRUPO VERDE	0	0%	0	0%	0	0%	0	0%	0	0%
PU M+J	0	0%	0	0%	0	0%	0	0%	0	0%
DIÀLEG (C. RETIRADA)	0	0%	0	0%	0	0%	0	0%	0	0%



## Municipalities of Girona

	Pedret i Marzà		Pera, la		Peralada		Planes d'Hostoles, les		Planoles	
Counted	100%		100%		100%		100%		100%	
Votes cast	125	87,41%	279	86,38%	1.153	85,60%	1.099	86,40%	208	90,43%
Abstention	18	12,59%	44	13,62%	194	14,40%	173	13,60%	22	9,57%
Spoilt ballots	0	0%	0	0%	3	0,26%	5	0,45%	3	1,44%
Blank ballots	1	0,80%	2	0,72%	9	0,78%	4	0,36%	1	0,48%
Ballots for lists	124	99,20%	277	99,28%	1.141	98,96%	1.090	99,18%	204	98,08%
Lists										
JUNTSxCAT	45	36,00%	158	56,63%	522	45,39%	714	65,27%	99	48,29%
ERC-CatSí	32	25,60%	73	26,16%	269	23,39%	182	16,64%	62	30,24%
C's	26	20,80%	15	5,38%	167	14,52%	69	6,31%	8	3,90%
PSC	1	0,80%	8	2,87%	72	6,26%	28	2,56%	5	2,44%
CUP	7	5,60%	14	5,02%	49	4,26%	68	6,22%	16	7,80%
CatComú-Podem	3	2,40%	3	1,08%	36	3,13%	14	1,28%	9	4,39%
PP	10	8,00%	6	2,15%	20	1,74%	11	1,01%	1	0,49%
PACMA	0	0%	0	0%	4	0,35%	3	0,27%	4	1,95%
RECORTES CERO-GRUPO VERDE	0	0%	0	0%	1	0,09%	0	0%	0	0%
PU M+J	0	0%	0	0%	1	0,09%	1	0,09%	0	0%
DIÀLEG (C. RETIRADA)	0	0%	0	0%	0	0%	0	0%	0	0%
	Pont de Molins		Pontós		Porqueres		Port de la Selva, el		Portbou	
Counted	100%		100%		100%		100%		100%	
Votes cast	337	87,76%	147	82,58%	3.100	89,78%	570	85,59%	700	79,82%
Abstention	47	12,24%	31	17,42%	353	10,22%	96	14,41%	177	20,18%
Spoilt ballots	5	1,48%	2	1,36%	7	0,23%	1	0,18%	6	0,86%
Blank ballots	0	0%	0	0%	18	0,58%	1	0,18%	1	0,14%
Ballots for lists	332	98,52%	145	98,64%	3.075	99,19%	568	99,65%	693	99,00%
Lists										
JUNTSxCAT	107	32,23%	57	39,31%	1.593	51,50%	282	49,56%	149	21,47%
ERC-CatSí	98	29,52%	28	19,31%	792	25,61%	106	18,63%	168	24,21%
C's	68	20,48%	16	11,03%	235	7,60%	73	12,83%	163	23,49%
PSC	21	6,33%	6	4,14%	136	4,40%	38	6,68%	113	16,28%
CUP	12	3,61%	17	11,72%	181	5,85%	32	5,62%	26	3,75%
CatComú-Podem	12	3,61%	14	9,66%	59	1,91%	17	2,99%	36	5,19%
PP	13	3,92%	6	4,14%	67	2,17%	15	2,64%	26	3,75%
PACMA	1	0,30%	1	0,69%	10	0,32%	2	0,35%	11	1,59%
RECORTES CERO-GRUPO VERDE	0	0%	0	0%	0	0%	1	0,18%	0	0%
PU M+J	0	0%	0	0%	2	0,06%	2	0,35%	1	0,14%
DIÀLEG (C. RETIRADA)	0	0%	0	0%	0	0%	0	0%	0	0%
	Preses, les		Puigcerdà		Quart		Queralbs		Rabós	
Counted	100%		100%		100%		100%		100%	
Votes cast	1.200	88,24%	4.531	76,16%	2.334	90,01%	138	84,66%	123	86,01%
Abstention	160	11,76%	1.418	23,84%	259	9,99%	25	15,34%	20	13,99%
Spoilt ballots	6	0,50%	22	0,49%	7	0,30%	1	0,72%	0	0%
Blank ballots	7	0,58%	20	0,44%	14	0,60%	0	0%	0	0%
Ballots for lists	1.187	98,92%	4.489	99,07%	2.313	99,10%	137	99,28%	123	100%
Lists										
JUNTSxCAT	643	53,85%	1.326	29,41%	928	39,88%	72	52,55%	51	41,46%
ERC-CatSí	267	22,36%	974	21,60%	487	20,93%	35	25,55%	39	31,71%
C's	100	8,38%	1.238	27,46%	415	17,83%	9	6,57%	11	8,94%
PSC	62	5,19%	365	8,09%	187	8,04%	5	3,65%	5	4,07%
CUP	64	5,36%	181	4,01%	107	4,60%	10	7,30%	9	7,32%
CatComú-Podem	39	3,27%	152	3,37%	108	4,64%	2	1,46%	8	6,50%
PP	10	0,84%	203	4,50%	58	2,49%	3	2,19%	0	0%
PACMA	2	0,17%	34	0,75%	20	0,86%	1	0,73%	0	0%
RECORTES CERO-GRUPO VERDE	0	0%	13	0,29%	2	0,09%	0	0%	0	0%
PU M+J	0	0%	3	0,07%	1	0,04%	0	0%	0	0%
DIÀLEG (C. RETIRADA)	0	0%	0	0%	0	0%	0	0%	0	0%

## Municipalities of Girona

	Regencós		Ribes de Freser		Riells i Viabrea		Ripoll		Riudarenes	
Counted	100%		100%		100%		100%		100%	
Votes cast	173	83,98%	1.235	84,42%	2.427	80,42%	6.677	83,56%	1.270	82,95%
Abstention	33	16,02%	228	15,58%	591	19,58%	1.314	16,44%	261	17,05%
Spoilt ballots	0	0%	4	0,32%	28	1,15%	29	0,43%	13	1,02%
Blank ballots	0	0%	3	0,24%	8	0,33%	35	0,52%	9	0,71%
Ballots for lists	173	100%	1.228	99,43%	2.391	98,52%	6.613	99,04%	1.248	98,27%
Lists										
JUNTSxCAT	81	46,82%	547	44,44%	675	28,14%	2.759	41,50%	488	38,82%
ERC-CatSí	39	22,54%	329	26,73%	634	26,43%	1.528	22,98%	219	17,42%
C's	24	13,87%	154	12,51%	465	19,38%	1.012	15,22%	285	22,67%
PSC	6	3,47%	59	4,79%	253	10,55%	629	9,46%	109	8,67%
CUP	12	6,94%	78	6,34%	99	4,13%	252	3,79%	59	4,69%
CatComú-Podem	9	5,20%	36	2,92%	151	6,29%	228	3,43%	45	3,58%
PP	2	1,16%	23	1,87%	71	2,96%	162	2,44%	24	1,91%
PACMA	0	0%	2	0,16%	37	1,54%	34	0,51%	12	0,95%
RECORTES CERO-GRUPO VERDE	0	0%	0	0%	5	0,21%	6	0,09%	6	0,48%
PU M+J	0	0%	0	0%	1	0,04%	3	0,05%	1	0,08%
DIÀLEG (C. RETIRADA)	0	0%	0	0%	0	0%	0	0%	0	0%
	Riudaura		Riudellots de la Selva		Riumors		Roses		Rupià	
Counted	100%		100%		100%		100%		100%	
Votes cast	333	91,48%	1.281	89,83%	157	85,79%	8.214	75,30%	179	93,23%
Abstention	31	8,52%	145	10,17%	26	14,21%	2.694	24,70%	13	6,77%
Spoilt ballots	1	0,30%	0	0%	0	0%	33	0,40%	0	0%
Blank ballots	0	0%	3	0,23%	0	0%	41	0,50%	2	1,12%
Ballots for lists	332	99,70%	1.278	99,77%	157	100%	8.140	99,10%	177	98,88%
Lists										
JUNTSxCAT	174	52,41%	685	53,47%	59	37,58%	1.812	22,15%	71	39,66%
ERC-CatSí	90	27,11%	240	18,74%	54	34,39%	1.510	18,46%	44	24,58%
C's	7	2,11%	164	12,80%	18	11,46%	2.965	36,24%	11	6,15%
PSC	9	2,71%	67	5,23%	7	4,46%	876	10,71%	7	3,91%
CUP	36	10,84%	66	5,15%	11	7,01%	176	2,15%	34	18,99%
CatComú-Podem	11	3,31%	33	2,58%	1	0,64%	350	4,28%	8	4,47%
PP	2	0,60%	16	1,25%	7	4,46%	373	4,56%	1	0,56%
PACMA	2	0,60%	6	0,47%	0	0%	61	0,75%	0	0%
RECORTES CERO-GRUPO VERDE	0	0%	1	0,08%	0	0%	8	0,10%	0	0%
PU M+J	1	0,30%	0	0%	0	0%	9	0,11%	1	0,56%
DIÀLEG (C. RETIRADA)	0	0%	0	0%	0	0%	0	0%	0	0%
	Sales de Llierca		Salt		Sant Andreu Salou		Sant Aniol de Finestres		Sant Climent Sescebes	
Counted	100%		100%		100%		100%		100%	
Votes cast	88	90,72%	10.996	74,34%	116	91,34%	235	89,69%	330	70,82%
Abstention	9	9,28%	3.796	25,66%	11	8,66%	27	10,31%	136	29,18%
Spoilt ballots	0	0%	64	0,58%	0	0%	1	0,43%	4	1,21%
Blank ballots	0	0%	51	0,46%	0	0%	0	0%	1	0,30%
Ballots for lists	88	100%	10.881	98,95%	116	100%	234	99,57%	325	98,48%
Lists										
JUNTSxCAT	17	19,32%	3.180	29,09%	65	56,03%	126	53,85%	90	27,61%
ERC-CatSí	26	29,55%	2.028	18,55%	18	15,52%	46	19,66%	84	25,77%
C's	0	0%	2.895	26,48%	10	8,62%	19	8,12%	102	31,29%
PSC	15	17,05%	1.222	11,18%	6	5,17%	4	1,71%	12	3,68%
CUP	23	26,14%	628	5,74%	10	8,62%	27	11,54%	12	3,68%
CatComú-Podem	4	4,55%	446	4,08%	6	5,17%	7	2,99%	12	3,68%
PP	2	2,27%	355	3,25%	0	0%	3	1,28%	9	2,76%
PACMA	1	1,14%	94	0,86%	0	0%	2	0,85%	4	1,23%
RECORTES CERO-GRUPO VERDE	0	0%	17	0,16%	0	0%	0	0%	0	0%
PU M+J	0	0%	16	0,15%	1	0,86%	0	0%	0	0%
DIÀLEG (C. RETIRADA)	0	0%	0	0%	0	0%	0	0%	0	0%

## Municipalities of Girona

	Sant Feliu de Buixalleu		Sant Feliu de Guíxols		Sant Feliu de Pallerols		Sant Ferriol		Sant Gregori	
Counted	100%		100%		100%		100%		100%	
Votes cast	534	82,66%	11.644	78,91%	910	90,46%	134	84,81%	2.443	89,26%
Abstention	112	17,34%	3.112	21,09%	96	9,54%	24	15,19%	294	10,74%
Spoilt ballots	2	0,37%	53	0,46%	1	0,11%	0	0%	4	0,16%
Blank ballots	1	0,19%	57	0,49%	3	0,33%	0	0%	8	0,33%
Ballots for lists	531	99,44%	11.534	99,06%	906	99,56%	134	100%	2.431	99,51%
Lists										
JUNTSxCAT	264	49,62%	3.349	28,89%	455	50,06%	56	41,79%	1.243	50,96%
ERC-CatSí	120	22,56%	2.495	21,53%	267	29,37%	26	19,40%	569	23,33%
C's	49	9,21%	2.687	23,18%	44	4,84%	11	8,21%	205	8,41%
PSC	22	4,14%	1.500	12,94%	25	2,75%	5	3,73%	99	4,06%
CUP	44	8,27%	382	3,30%	57	6,27%	16	11,94%	208	8,53%
CatComú-Podem	19	3,57%	660	5,69%	31	3,41%	11	8,21%	62	2,54%
PP	12	2,26%	358	3,09%	21	2,31%	9	6,72%	32	1,31%
PACMA	0	0%	84	0,72%	5	0,55%	0	0%	9	0,37%
RECORTES CERO-GRUPO VERDE	1	0,19%	15	0,13%	0	0%	0	0%	3	0,12%
PU M+J	0	0%	4	0,03%	1	0,11%	0	0%	1	0,04%
DIÀLEG (C. RETIRADA)	0	0%	0	0%	0	0%	0	0%	0	0%
	Sant Hilari Sacalm		Sant Jaume de Llierca		Sant Joan de les Abadesses		Sant Joan de Mollet		Sant Joan les Fonts	
Counted	100%		100%		100%		100%		100%	
Votes cast	3.404	85,98%	546	85,45%	2.291	86,65%	346	90,34%	1.949	85,82%
Abstention	555	14,02%	93	14,55%	353	13,35%	37	9,66%	322	14,18%
Spoilt ballots	6	0,18%	0	0%	15	0,65%	0	0%	8	0,41%
Blank ballots	11	0,32%	4	0,73%	18	0,79%	0	0%	7	0,36%
Ballots for lists	3.387	99,50%	542	99,27%	2.258	98,56%	346	100%	1.934	99,23%
Lists										
JUNTSxCAT	1.644	48,38%	274	50,18%	1.122	49,30%	170	49,13%	1.026	52,86%
ERC-CatSí	842	24,78%	124	22,71%	575	25,26%	91	26,30%	421	21,69%
C's	331	9,74%	39	7,14%	189	8,30%	29	8,38%	185	9,53%
PSC	215	6,33%	27	4,95%	152	6,68%	14	4,05%	105	5,41%
CUP	198	5,83%	44	8,06%	124	5,45%	25	7,23%	94	4,84%
CatComú-Podem	79	2,32%	18	3,30%	43	1,89%	10	2,89%	59	3,04%
PP	58	1,71%	11	2,01%	44	1,93%	4	1,16%	37	1,91%
PACMA	15	0,44%	5	0,92%	7	0,31%	1	0,29%	4	0,21%
RECORTES CERO-GRUPO VERDE	1	0,03%	0	0%	1	0,04%	2	0,58%	2	0,10%
PU M+J	4	0,12%	0	0%	1	0,04%	0	0%	1	0,05%
DIÀLEG (C. RETIRADA)	0	0%	0	0%	0	0%	0	0%	0	0%
	Sant Jordi Desvalls		Sant Julià de Ramis		Sant Julià del Llor i Bonmatí		Sant Llorenç de la Muga		Sant Martí de Llémena	
Counted	100%		100%		100%		100%		100%	
Votes cast	472	88,39%	2.189	88,55%	763	86,70%	143	86,14%	367	81,74%
Abstention	62	11,61%	283	11,45%	117	13,30%	23	13,86%	82	18,26%
Spoilt ballots	1	0,21%	6	0,27%	3	0,39%	0	0%	1	0,27%
Blank ballots	0	0%	6	0,27%	3	0,39%	0	0%	2	0,54%
Ballots for lists	471	99,79%	2.177	99,45%	757	99,21%	143	100%	364	99,18%
Lists										
JUNTSxCAT	255	54,14%	843	38,62%	391	51,45%	53	37,06%	166	45,36%
ERC-CatSí	127	26,96%	476	21,80%	147	19,34%	45	31,47%	97	26,50%
C's	29	6,16%	445	20,38%	112	14,74%	16	11,19%	31	8,47%
PSC	11	2,34%	173	7,92%	39	5,13%	4	2,80%	8	2,19%
CUP	38	8,07%	112	5,13%	25	3,29%	9	6,29%	38	10,38%
CatComú-Podem	9	1,91%	82	3,76%	25	3,29%	9	6,29%	17	4,64%
PP	1	0,21%	34	1,56%	11	1,45%	4	2,80%	3	0,82%
PACMA	1	0,21%	7	0,32%	3	0,39%	1	0,70%	4	1,09%
RECORTES CERO-GRUPO VERDE	0	0%	3	0,14%	3	0,39%	2	1,40%	0	0%
PU M+J	0	0%	2	0,09%	1	0,13%	0	0%	0	0%
DIÀLEG (C. RETIRADA)	0	0%	0	0%	0	0%	0	0%	0	0%

## Municipalities of Girona

	Sant Martí Vell		Sant Miquel de Campmajor		Sant Miquel de Fluvià		Sant Mori		Sant Pau de Segúries	
Counted	100%		100%		100%		100%		100%	
Votes cast	158	89,77%	154	88,51%	423	74,73%	104	85,25%	492	86,62%
Abstention	18	10,23%	20	11,49%	143	25,27%	18	14,75%	76	13,38%
Spoilt ballots	0	0%	0	0%	1	0,24%	0	0%	5	1,02%
Blank ballots	3	1,90%	1	0,65%	2	0,47%	0	0%	4	0,81%
Ballots for lists	155	98,10%	153	99,35%	420	99,29%	104	100%	483	98,17%
Lists										
JUNTSxCAT	54	34,18%	68	44,16%	73	17,30%	41	39,42%	260	53,39%
ERC-CatSí	52	32,91%	45	29,22%	76	18,01%	16	15,38%	118	24,23%
C's	18	11,39%	7	4,55%	124	29,38%	24	23,08%	40	8,21%
PSC	5	3,16%	5	3,25%	61	14,45%	10	9,62%	17	3,49%
CUP	13	8,23%	23	14,94%	24	5,69%	5	4,81%	24	4,93%
CatComú-Podem	9	5,70%	3	1,95%	20	4,74%	6	5,77%	14	2,87%
PP	3	1,90%	1	0,65%	39	9,24%	2	1,92%	9	1,85%
PACMA	1	0,63%	1	0,65%	2	0,47%	0	0%	0	0%
RECORTES CERO-GRUPO VERDE	0	0%	0	0%	1	0,24%	0	0%	1	0,21%
PU M+J	0	0%	0	0%	0	0%	0	0%	0	0%
DIÀLEG (C. RETIRADA)	0	0%	0	0%	0	0%	0	0%	0	0%
	Sant Pere Pescador		Santa Coloma de Farners		Santa Cristina d'Aro		Santa Llogaia d'Alguema		Santa Pau	
Counted	100%		100%		100%		100%		100%	
Votes cast	844	80,69%	6.940	82,89%	2.796	81,64%	231	85,24%	1.125	88,03%
Abstention	202	19,31%	1.433	17,11%	629	18,36%	40	14,76%	153	11,97%
Spoilt ballots	4	0,47%	26	0,37%	9	0,32%	0	0%	6	0,53%
Blank ballots	8	0,95%	36	0,52%	13	0,46%	1	0,43%	8	0,71%
Ballots for lists	832	98,58%	6.878	99,11%	2.774	99,21%	230	99,57%	1.111	98,76%
Lists										
JUNTSxCAT	371	44,17%	3.116	45,07%	914	32,80%	40	17,32%	598	53,44%
ERC-CatSí	224	26,67%	1.510	21,84%	633	22,71%	41	17,75%	286	25,56%
C's	100	11,90%	1.016	14,69%	659	23,65%	85	36,80%	78	6,97%
PSC	48	5,71%	449	6,49%	232	8,32%	26	11,26%	36	3,22%
CUP	48	5,71%	340	4,92%	89	3,19%	2	0,87%	68	6,08%
CatComú-Podem	20	2,38%	247	3,57%	141	5,06%	15	6,49%	29	2,59%
PP	16	1,90%	143	2,07%	71	2,55%	16	6,93%	16	1,43%
PACMA	4	0,48%	49	0,71%	29	1,04%	4	1,73%	0	0%
RECORTES CERO-GRUPO VERDE	1	0,12%	6	0,09%	5	0,18%	1	0,43%	0	0%
PU M+J	0	0%	2	0,03%	1	0,04%	0	0%	0	0%
DIÀLEG (C. RETIRADA)	0	0%	0	0%	0	0%	0	0%	0	0%
	Sarrià de Ter		Saus, Camallera i Llampaiès		Selva de Mar, la		Serinyà		Serra de Daró	
Counted	100%		100%		100%		100%		100%	
Votes cast	3.308	87,08%	556	88,68%	142	84,52%	715	87,20%	138	92,62%
Abstention	491	12,92%	71	11,32%	26	15,48%	105	12,80%	11	7,38%
Spoilt ballots	13	0,39%	2	0,36%	0	0%	4	0,56%	0	0%
Blank ballots	13	0,39%	0	0%	3	2,11%	7	0,98%	1	0,72%
Ballots for lists	3.282	99,21%	554	99,64%	139	97,89%	704	98,46%	137	99,28%
Lists										
JUNTSxCAT	922	27,98%	231	41,70%	57	40,14%	364	51,20%	83	60,14%
ERC-CatSí	824	25,01%	140	25,27%	43	30,28%	187	26,30%	30	21,74%
C's	788	23,92%	43	7,76%	9	6,34%	34	4,78%	5	3,62%
PSC	315	9,56%	48	8,66%	2	1,41%	29	4,08%	3	2,17%
CUP	164	4,98%	44	7,94%	19	13,38%	47	6,61%	11	7,97%
CatComú-Podem	177	5,37%	37	6,68%	8	5,63%	26	3,66%	5	3,62%
PP	63	1,91%	10	1,81%	1	0,70%	13	1,83%	0	0%
PACMA	21	0,64%	1	0,18%	0	0%	3	0,42%	0	0%
RECORTES CERO-GRUPO VERDE	8	0,24%	0	0%	0	0%	1	0,14%	0	0%
PU M+J	0	0%	0	0%	0	0%	0	0%	0	0%
DIÀLEG (C. RETIRADA)	0	0%	0	0%	0	0%	0	0%	0	0%

## Municipalities of Girona

	Setcases		Sils		Siurana		Susqueda		Tallada d'Empordà, la	
Counted	100%		100%		100%		100%		100%	
Votes cast	117	82,98%	3.437	81,06%	110	85,94%	70	88,61%	300	89,55%
Abstention	24	17,02%	803	18,94%	18	14,06%	9	11,39%	35	10,45%
Spoilt ballots	0	0%	19	0,55%	0	0%	0	0%	2	0,67%
Blank ballots	2	1,71%	16	0,47%	0	0%	0	0%	1	0,33%
Ballots for lists	115	98,29%	3.402	98,98%	110	100%	70	100%	297	99,00%
Lists										
JUNTSxCAT	69	58,97%	1.080	31,60%	54	49,09%	36	51,43%	150	50,34%
ERC-CatSí	19	16,24%	648	18,96%	29	26,36%	19	27,14%	82	27,52%
C's	7	5,98%	923	27,00%	6	5,45%	5	7,14%	11	3,69%
PSC	8	6,84%	313	9,16%	2	1,82%	2	2,86%	22	7,38%
CUP	3	2,56%	150	4,39%	10	9,09%	4	5,71%	16	5,37%
CatComú-Podem	0	0%	145	4,24%	7	6,36%	1	1,43%	11	3,69%
PP	9	7,69%	100	2,93%	2	1,82%	3	4,29%	3	1,01%
PACMA	0	0%	29	0,85%	0	0%	0	0%	2	0,67%
RECORTES CERO-GRUPO VERDE	0	0%	12	0,35%	0	0%	0	0%	0	0%
PU M+J	0	0%	2	0,06%	0	0%	0	0%	0	0%
DIÀLEG (C. RETIRADA)	0	0%	0	0%	0	0%	0	0%	0	0%
	Terrades		Torrent		Torroella de Fluvià		Torroella de Montgrí		Tortellà	
Counted	100%		100%		100%		100%		100%	
Votes cast	200	84,75%	111	84,09%	351	82,39%	5.670	82,16%	552	89,61%
Abstention	36	15,25%	21	15,91%	75	17,61%	1.231	17,84%	64	10,39%
Spoilt ballots	0	0%	0	0%	3	0,85%	28	0,49%	3	0,54%
Blank ballots	0	0%	0	0%	0	0%	20	0,35%	3	0,54%
Ballots for lists	200	100%	111	100%	348	99,15%	5.622	99,15%	546	98,91%
Lists										
JUNTSxCAT	80	40,00%	49	44,14%	122	35,06%	2.133	37,81%	233	42,44%
ERC-CatSí	52	26,00%	28	25,23%	89	25,57%	1.461	25,90%	145	26,41%
C's	29	14,50%	13	11,71%	69	19,83%	1.065	18,88%	29	5,28%
PSC	9	4,50%	11	9,91%	20	5,75%	343	6,08%	30	5,46%
CUP	11	5,50%	5	4,50%	25	7,18%	311	5,51%	76	13,84%
CatComú-Podem	10	5,00%	4	3,60%	13	3,74%	162	2,87%	18	3,28%
PP	8	4,00%	0	0%	4	1,15%	109	1,93%	11	2,00%
PACMA	1	0,50%	1	0,90%	4	1,15%	28	0,50%	3	0,55%
RECORTES CERO-GRUPO VERDE	0	0%	0	0%	0	0%	8	0,14%	0	0%
PU M+J	0	0%	0	0%	2	0,57%	2	0,04%	1	0,18%
DIÀLEG (C. RETIRADA)	0	0%	0	0%	0	0%	0	0%	0	0%
	Toses		Tossa de Mar		Ullà		Ullastret		Ultramort	
Counted	100%		100%		100%		100%		100%	
Votes cast	117	86,03%	2.987	78,61%	480	82,33%	183	89,27%	136	85,53%
Abstention	19	13,97%	813	21,39%	103	17,67%	22	10,73%	23	14,47%
Spoilt ballots	0	0%	35	1,17%	0	0%	1	0,55%	0	0%
Blank ballots	0	0%	18	0,60%	5	1,04%	1	0,55%	0	0%
Ballots for lists	117	100%	2.934	98,23%	475	98,96%	181	98,91%	136	100%
Lists										
JUNTSxCAT	64	54,70%	911	30,86%	190	39,58%	114	62,64%	58	42,65%
ERC-CatSí	32	27,35%	709	24,02%	97	20,21%	38	20,88%	36	26,47%
C's	8	6,84%	643	21,78%	87	18,13%	4	2,20%	6	4,41%
PSC	2	1,71%	315	10,67%	35	7,29%	5	2,75%	7	5,15%
CUP	10	8,55%	139	4,71%	31	6,46%	14	7,69%	21	15,44%
CatComú-Podem	0	0%	109	3,69%	16	3,33%	5	2,75%	7	5,15%
PP	0	0%	84	2,85%	17	3,54%	1	0,55%	1	0,74%
PACMA	1	0,85%	22	0,75%	1	0,21%	0	0%	0	0%
RECORTES CERO-GRUPO VERDE	0	0%	2	0,07%	1	0,21%	0	0%	0	0%
PU M+J	0	0%	0	0%	0	0%	0	0%	0	0%
DIÀLEG (C. RETIRADA)	0	0%	0	0%	0	0%	0	0%	0	0%

## Municipalities of Girona

	Urús		Vajol, la		Vall de Bianya, la		Vall d'en Bas, la		Vallfogona de Ripollès	
Counted	100%		100%		100%		100%		100%	
Votes cast	116	80,00%	52	81,25%	860	86,78%	2.122	88,71%	158	90,80%
Abstention	29	20,00%	12	18,75%	131	13,22%	270	11,29%	16	9,20%
Spoilt ballots	0	0%	0	0%	3	0,35%	6	0,28%	0	0%
Blank ballots	2	1,72%	0	0%	5	0,58%	6	0,28%	1	0,63%
Ballots for lists	114	98,28%	52	100%	852	99,07%	2.110	99,43%	157	99,37%
Lists										
JUNTSxCAT	46	39,66%	21	40,38%	430	50,18%	1.173	55,43%	69	43,67%
ERC-CatSí	34	29,31%	15	28,85%	210	24,50%	556	26,28%	67	42,41%
C's	9	7,76%	12	23,08%	66	7,70%	92	4,35%	5	3,16%
PSC	5	4,31%	0	0%	38	4,43%	59	2,79%	3	1,90%
CUP	12	10,34%	3	5,77%	69	8,05%	136	6,43%	13	8,23%
CatComú-Podem	3	2,59%	0	0%	27	3,15%	41	1,94%	0	0%
PP	3	2,59%	0	0%	9	1,05%	48	2,27%	0	0%
PACMA	1	0,86%	1	1,92%	1	0,12%	4	0,19%	0	0%
RECORTES CERO-GRUPO VERDE	1	0,86%	0	0%	2	0,23%	0	0%	0	0%
PU M+J	0	0%	0	0%	0	0%	1	0,05%	0	0%
DIÀLEG (C. RETIRADA)	0	0%	0	0%	0	0%	0	0%	0	0%
	Vall-Ilobrega		Ventalló		Verges		Vidrà		Vidreres	
Counted	100%		100%		100%		100%		100%	
Votes cast	541	89,57%	472	85,51%	746	89,66%	129	88,36%	4.334	78,79%
Abstention	63	10,43%	80	14,49%	86	10,34%	17	11,64%	1.167	21,21%
Spoilt ballots	1	0,18%	3	0,64%	2	0,27%	1	0,78%	36	0,83%
Blank ballots	4	0,74%	0	0%	6	0,80%	1	0,78%	19	0,44%
Ballots for lists	536	99,08%	469	99,36%	738	98,93%	127	98,45%	4.279	98,73%
Lists										
JUNTSxCAT	217	40,19%	210	44,78%	367	49,33%	74	57,81%	1.507	35,06%
ERC-CatSí	125	23,15%	110	23,45%	178	23,92%	30	23,44%	897	20,87%
C's	102	18,89%	66	14,07%	69	9,27%	4	3,13%	1.037	24,13%
PSC	32	5,93%	25	5,33%	14	1,88%	8	6,25%	317	7,38%
CUP	24	4,44%	36	7,68%	89	11,96%	9	7,03%	186	4,33%
CatComú-Podem	23	4,26%	8	1,71%	13	1,75%	1	0,78%	177	4,12%
PP	10	1,85%	13	2,77%	8	1,08%	1	0,78%	110	2,56%
PACMA	3	0,56%	1	0,21%	0	0%	0	0%	34	0,79%
RECORTES CERO-GRUPO VERDE	0	0%	0	0%	0	0%	0	0%	13	0,30%
PU M+J	0	0%	0	0%	0	0%	0	0%	1	0,02%
DIÀLEG (C. RETIRADA)	0	0%	0	0%	0	0%	0	0%	0	0%
	Vilabertran		Vilablareix		Viladamat		Viladasens		Vilademuls	
Counted	100%		100%		100%		100%		100%	
Votes cast	614	86,97%	1.954	91,39%	328	92,66%	143	88,27%	510	89,32%
Abstention	92	13,03%	184	8,61%	26	7,34%	19	11,73%	61	10,68%
Spoilt ballots	5	0,81%	8	0,41%	0	0%	2	1,40%	0	0%
Blank ballots	2	0,33%	5	0,26%	1	0,30%	0	0%	2	0,39%
Ballots for lists	607	98,86%	1.941	99,33%	327	99,70%	141	98,60%	508	99,61%
Lists										
JUNTSxCAT	249	40,89%	700	35,97%	140	42,68%	67	47,52%	242	47,45%
ERC-CatSí	174	28,57%	607	31,19%	70	21,34%	30	21,28%	117	22,94%
C's	90	14,78%	328	16,86%	20	6,10%	5	3,55%	28	5,49%
PSC	25	4,11%	136	6,99%	9	2,74%	7	4,96%	15	2,94%
CUP	32	5,25%	74	3,80%	71	21,65%	28	19,86%	75	14,71%
CatComú-Podem	18	2,96%	57	2,93%	12	3,66%	0	0%	13	2,55%
PP	17	2,79%	20	1,03%	5	1,52%	3	2,13%	15	2,94%
PACMA	2	0,33%	14	0,72%	0	0%	1	0,71%	2	0,39%
RECORTES CERO-GRUPO VERDE	0	0%	3	0,15%	0	0%	0	0%	1	0,20%
PU M+J	0	0%	2	0,10%	0	0%	0	0%	0	0%
DIÀLEG (C. RETIRADA)	0	0%	0	0%	0	0%	0	0%	0	0%

## Municipalities of Girona

	Viladrau		Vilafant		Vilajuïga		Vilallonga de Ter		Vilamacolum	
Counted		100%		100%		100%		100%		100%
Votes cast	728	90,55%	3.491	83,58%	670	82,72%	259	83,55%	178	85,17%
Abstention	76	9,45%	686	16,42%	140	17,28%	51	16,45%	31	14,83%
Spoilt ballots	5	0,69%	7	0,20%	6	0,90%	2	0,77%	0	0%
Blank ballots	4	0,55%	22	0,63%	3	0,45%	2	0,77%	0	0%
Ballots for lists	719	98,76%	3.462	99,17%	661	98,66%	255	98,46%	178	100%
Lists										
JUNTSxCAT	386	53,39%	915	26,26%	228	34,34%	153	59,53%	71	39,89%
ERC-CatSí	183	25,31%	761	21,84%	133	20,03%	53	20,62%	62	34,83%
C's	52	7,19%	1.034	29,68%	137	20,63%	16	6,23%	25	14,04%
PSC	27	3,73%	325	9,33%	54	8,13%	8	3,11%	5	2,81%
CUP	46	6,36%	125	3,59%	56	8,43%	10	3,89%	10	5,62%
CatComú-Podem	9	1,24%	134	3,85%	40	6,02%	7	2,72%	1	0,56%
PP	13	1,80%	127	3,65%	10	1,51%	8	3,11%	3	1,69%
PACMA	3	0,41%	29	0,83%	1	0,15%	0	0%	1	0,56%
RECORTES CERO-GRUPO VERDE	0	0%	9	0,26%	2	0,30%	0	0%	0	0%
PU M+J	0	0%	3	0,09%	0	0%	0	0%	0	0%
DIÀLEG (C. RETIRADA)	0	0%	0	0%	0	0%	0	0%	0	0%
	Vilamalla		Vilamaniscle		Vilanant		Vila-sacra		Vilaür	
Counted		100%		100%		100%		100%		100%
Votes cast	728	82,17%	118	87,41%	245	85,96%	407	86,78%	95	95,00%
Abstention	158	17,83%	17	12,59%	40	14,04%	62	13,22%	5	5,00%
Spoilt ballots	5	0,69%	0	0%	0	0%	1	0,25%	2	2,11%
Blank ballots	2	0,27%	0	0%	1	0,41%	4	0,98%	0	0%
Ballots for lists	721	99,04%	118	100%	244	99,59%	402	98,77%	93	97,89%
Lists										
JUNTSxCAT	198	27,39%	47	39,83%	115	46,94%	136	33,50%	55	59,14%
ERC-CatSí	100	13,83%	41	34,75%	51	20,82%	85	20,94%	18	19,35%
C's	291	40,25%	8	6,78%	27	11,02%	100	24,63%	2	2,15%
PSC	53	7,33%	7	5,93%	14	5,71%	37	9,11%	1	1,08%
CUP	15	2,07%	13	11,02%	18	7,35%	14	3,45%	14	15,05%
CatComú-Podem	25	3,46%	2	1,69%	10	4,08%	12	2,96%	2	2,15%
PP	27	3,73%	0	0%	8	3,27%	15	3,69%	1	1,08%
PACMA	8	1,11%	0	0%	1	0,41%	3	0,74%	0	0%
RECORTES CERO-GRUPO VERDE	4	0,55%	0	0%	0	0%	0	0%	0	0%
PU M+J	0	0%	0	0%	0	0%	0	0%	0	0%
DIÀLEG (C. RETIRADA)	0	0%	0	0%	0	0%	0	0%	0	0%
	Vilobí d'Onyar		Vilopriu							
Counted		100%		100%						
Votes cast	2.037	89,15%	127	87,59%						
Abstention	248	10,85%	18	12,41%						
Spoilt ballots	9	0,44%	1	0,79%						
Blank ballots	6	0,29%	0	0%						
Ballots for lists	2.022	99,26%	126	99,21%						
Lists										
JUNTSxCAT	1.028	50,69%	47	37,30%						
ERC-CatSí	409	20,17%	36	28,57%						
C's	289	14,25%	9	7,14%						
PSC	81	3,99%	8	6,35%						
CUP	103	5,08%	19	15,08%						
CatComú-Podem	64	3,16%	7	5,56%						
PP	33	1,63%	0	0%						
PACMA	9	0,44%	0	0%						
RECORTES CERO-GRUPO VERDE	5	0,25%	0	0%						
PU M+J	1	0,05%	0	0%						
DIÀLEG (C. RETIRADA)	0	0%	0	0%						



## Municipalities of Lleida

	Residents abroad		Abella de la Conca		Àger		Agramunt		Aitona	
Counted		100%		100%		100%		100%		100%
Votes cast	1.932	12,04%	117	80,69%	370	77,89%	3.084	81,74%	1.215	79,36%
Abstention	14.120	87,96%	28	19,31%	105	22,11%	689	18,26%	316	20,64%
Spoilt ballots	7	0,36%	0	0%	1	0,27%	14	0,45%	5	0,41%
Blank ballots	9	0,47%	3	2,56%	3	0,81%	21	0,68%	9	0,74%
Ballots for lists	1.916	99,17%	114	97,44%	366	98,92%	3.049	98,87%	1.201	98,85%
Lists										
JUNTSxCAT	608	31,58%	50	42,74%	138	37,40%	956	31,14%	508	41,98%
ERC-CatSí	565	29,35%	30	25,64%	123	33,33%	1.148	37,39%	278	22,98%
C's	302	15,69%	9	7,69%	29	7,86%	472	15,37%	158	13,06%
PSC	177	9,19%	13	11,11%	18	4,88%	161	5,24%	68	5,62%
CUP	88	4,57%	8	6,84%	40	10,84%	100	3,26%	28	2,31%
PP	63	3,27%	0	0%	10	2,71%	125	4,07%	131	10,83%
CatComú-Podem	97	5,04%	4	3,42%	7	1,90%	80	2,61%	25	2,07%
PACMA	9	0,47%	0	0%	1	0,27%	3	0,10%	3	0,25%
PU M+J	3	0,16%	0	0%	0	0%	0	0%	1	0,08%
RECORTES CERO-GRUPO VERDE	4	0,21%	0	0%	0	0%	4	0,13%	1	0,08%
DI ÀLEG (C. RETIRADA)	0	0%	0	0%	0	0%	0	0%	0	0%
	Alamús, els		Alàs i Cerc		Albagés, l'		Albatàrrec		Albesa	
Counted		100%		100%		100%		100%		100%
Votes cast	486	85,41%	225	79,51%	272	82,18%	1.144	81,25%	950	86,52%
Abstention	83	14,59%	58	20,49%	59	17,82%	264	18,75%	148	13,48%
Spoilt ballots	5	1,03%	0	0%	2	0,74%	9	0,79%	2	0,21%
Blank ballots	3	0,62%	1	0,44%	3	1,10%	9	0,79%	7	0,74%
Ballots for lists	478	98,35%	224	99,56%	267	98,16%	1.126	98,43%	941	99,05%
Lists										
JUNTSxCAT	200	41,58%	91	40,44%	85	31,48%	307	27,05%	434	45,78%
ERC-CatSí	138	28,69%	57	25,33%	84	31,11%	347	30,57%	271	28,59%
C's	57	11,85%	23	10,22%	43	15,93%	220	19,38%	89	9,39%
PSC	34	7,07%	19	8,44%	31	11,48%	102	8,99%	31	3,27%
CUP	17	3,53%	21	9,33%	8	2,96%	50	4,41%	33	3,48%
PP	11	2,29%	6	2,67%	10	3,70%	39	3,44%	60	6,33%
CatComú-Podem	20	4,16%	6	2,67%	5	1,85%	45	3,96%	18	1,90%
PACMA	0	0%	1	0,44%	0	0%	12	1,06%	4	0,42%
PU M+J	1	0,21%	0	0%	0	0%	2	0,18%	0	0%
RECORTES CERO-GRUPO VERDE	0	0%	0	0%	1	0,37%	2	0,18%	1	0,11%
DI ÀLEG (C. RETIRADA)	0	0%	0	0%	0	0%	0	0%	0	0%
	Albi, l'		Alcanó		Alcarràs		Alcoletge		Alfarràs	
Counted		100%		100%		100%		100%		100%
Votes cast	521	84,99%	172	86,00%	4.203	80,07%	1.892	80,17%	1.622	77,24%
Abstention	92	15,01%	28	14,00%	1.046	19,93%	468	19,83%	478	22,76%
Spoilt ballots	5	0,96%	0	0%	9	0,21%	8	0,42%	4	0,25%
Blank ballots	3	0,58%	2	1,16%	24	0,57%	7	0,37%	8	0,49%
Ballots for lists	513	98,46%	170	98,84%	4.170	99,21%	1.877	99,21%	1.610	99,26%
Lists										
JUNTSxCAT	198	38,37%	72	41,86%	1.248	29,76%	459	24,36%	380	23,49%
ERC-CatSí	147	28,49%	66	38,37%	1.398	33,33%	569	30,20%	411	25,40%
C's	64	12,40%	9	5,23%	722	17,22%	408	21,66%	304	18,79%
PSC	30	5,81%	4	2,33%	312	7,44%	176	9,34%	259	16,01%
CUP	23	4,46%	12	6,98%	153	3,65%	76	4,03%	68	4,20%
PP	27	5,23%	1	0,58%	161	3,84%	66	3,50%	93	5,75%
CatComú-Podem	22	4,26%	4	2,33%	131	3,12%	87	4,62%	83	5,13%
PACMA	1	0,19%	2	1,16%	28	0,67%	28	1,49%	7	0,43%
PU M+J	1	0,19%	0	0%	7	0,17%	5	0,27%	3	0,19%
RECORTES CERO-GRUPO VERDE	0	0%	0	0%	10	0,24%	3	0,16%	2	0,12%
DI ÀLEG (C. RETIRADA)	0	0%	0	0%	0	0%	0	0%	0	0%



## Municipalities of Lleida

	Alfés		Algèrri		Alguaire		Alins		Almacelles	
Counted	100%		100%		100%		100%		100%	
Votes cast	216	87,45%	289	82,81%	1.726	81,92%	190	80,51%	3.459	75,39%
Abstention	31	12,55%	60	17,19%	381	18,08%	46	19,49%	1.129	24,61%
Spoilt ballots	0	0%	0	0%	10	0,58%	1	0,53%	16	0,46%
Blank ballots	2	0,93%	4	1,38%	5	0,29%	1	0,53%	20	0,58%
Ballots for lists	214	99,07%	285	98,62%	1.711	99,13%	188	98,95%	3.423	98,96%
Lists										
JUNTSxCAT	100	46,30%	109	37,72%	614	35,78%	97	51,32%	930	27,01%
ERC-CatSí	86	39,81%	91	31,49%	564	32,87%	63	33,33%	811	23,56%
C's	5	2,31%	34	11,76%	207	12,06%	5	2,65%	745	21,64%
PSC	2	0,93%	8	2,77%	145	8,45%	6	3,17%	353	10,25%
CUP	15	6,94%	10	3,46%	73	4,25%	8	4,23%	149	4,33%
PP	4	1,85%	13	4,50%	51	2,97%	3	1,59%	194	5,63%
CatComú-Podem	1	0,46%	15	5,19%	47	2,74%	5	2,65%	218	6,33%
PACMA	1	0,46%	3	1,04%	8	0,47%	1	0,53%	13	0,38%
PU M+J	0	0%	2	0,69%	0	0%	0	0%	5	0,15%
RECORTES CERO-GRUPO VERDE	0	0%	0	0%	2	0,12%	0	0%	5	0,15%
DI ÀLEG (C. RETIRADA)	0	0%	0	0%	0	0%	0	0%	0	0%
	Almatret		Almenar		Alòs de Balaguer		Alpicat		Alt Àneu	
Counted	100%		100%		100%		100%		100%	
Votes cast	249	88,93%	2.043	79,65%	91	84,26%	3.854	85,25%	284	80,00%
Abstention	31	11,07%	522	20,35%	17	15,74%	667	14,75%	71	20,00%
Spoilt ballots	0	0%	5	0,24%	1	1,10%	9	0,23%	0	0%
Blank ballots	0	0%	11	0,54%	0	0%	19	0,49%	1	0,35%
Ballots for lists	249	100%	2.027	99,22%	90	98,90%	3.826	99,27%	283	99,65%
Lists										
JUNTSxCAT	106	42,57%	660	32,38%	53	58,89%	1.262	32,82%	112	39,44%
ERC-CatSí	76	30,52%	683	33,51%	27	30,00%	977	25,41%	103	36,27%
C's	26	10,44%	263	12,90%	2	2,22%	775	20,16%	6	2,11%
PSC	8	3,21%	183	8,98%	1	1,11%	355	9,23%	17	5,99%
CUP	8	3,21%	100	4,91%	2	2,22%	144	3,75%	30	10,56%
PP	18	7,23%	63	3,09%	2	2,22%	135	3,51%	2	0,70%
CatComú-Podem	6	2,41%	66	3,24%	3	3,33%	138	3,59%	10	3,52%
PACMA	0	0%	3	0,15%	0	0%	23	0,60%	2	0,70%
PU M+J	0	0%	4	0,20%	0	0%	7	0,18%	0	0%
RECORTES CERO-GRUPO VERDE	1	0,40%	2	0,10%	0	0%	10	0,26%	1	0,35%
DI ÀLEG (C. RETIRADA)	0	0%	0	0%	0	0%	0	0%	0	0%
	Anglesola		Arbeca		Arres		Arsèguel		Artesa de Lleida	
Counted	100%		100%		100%		100%		100%	
Votes cast	822	84,05%	1.370	84,26%	38	73,08%	56	83,58%	969	86,29%
Abstention	156	15,95%	256	15,74%	14	26,92%	11	16,42%	154	13,71%
Spoilt ballots	2	0,24%	3	0,22%	0	0%	0	0%	9	0,93%
Blank ballots	5	0,61%	4	0,29%	0	0%	0	0%	4	0,41%
Ballots for lists	815	99,15%	1.363	99,49%	38	100%	56	100%	956	98,66%
Lists										
JUNTSxCAT	361	44,02%	615	44,99%	8	21,05%	17	30,36%	421	43,85%
ERC-CatSí	266	32,44%	416	30,43%	2	5,26%	26	46,43%	263	27,40%
C's	88	10,73%	79	5,78%	22	57,89%	2	3,57%	106	11,04%
PSC	22	2,68%	85	6,22%	3	7,89%	1	1,79%	47	4,90%
CUP	36	4,39%	84	6,14%	0	0%	7	12,50%	64	6,67%
PP	25	3,05%	48	3,51%	3	7,89%	1	1,79%	21	2,19%
CatComú-Podem	17	2,07%	31	2,27%	0	0%	1	1,79%	26	2,71%
PACMA	0	0%	3	0,22%	0	0%	1	1,79%	6	0,63%
PU M+J	0	0%	2	0,15%	0	0%	0	0%	2	0,21%
RECORTES CERO-GRUPO VERDE	0	0%	0	0%	0	0%	0	0%	0	0%
DI ÀLEG (C. RETIRADA)	0	0%	0	0%	0	0%	0	0%	0	0%

## Municipalities of Lleida

	Artesa de Segre		Aspa		Avellanès i Santa Linya, les		Baix Pallars		Balaguer	
Counted	100%		100%		100%		100%		100%	
Votes cast	1.940	83,33%	157	84,86%	315	84,68%	233	87,27%	8.284	78,24%
Abstention	388	16,67%	28	15,14%	57	15,32%	34	12,73%	2.304	21,76%
Spoilt ballots	11	0,57%	2	1,27%	1	0,32%	0	0%	50	0,60%
Blank ballots	9	0,46%	5	3,18%	3	0,95%	2	0,86%	57	0,69%
Ballots for lists	1.920	98,97%	150	95,54%	311	98,73%	231	99,14%	8.177	98,71%
Lists										
JUNTSxCAT	846	43,86%	42	27,10%	128	40,76%	75	32,19%	2.542	30,87%
ERC-CatSí	599	31,05%	32	20,65%	108	34,39%	70	30,04%	2.246	27,28%
C's	201	10,42%	28	18,06%	24	7,64%	16	6,87%	1.447	17,57%
PSC	70	3,63%	19	12,26%	8	2,55%	15	6,44%	843	10,24%
CUP	91	4,72%	11	7,10%	20	6,37%	34	14,59%	368	4,47%
PP	73	3,78%	9	5,81%	14	4,46%	3	1,29%	386	4,69%
CatComú-Podem	27	1,40%	9	5,81%	8	2,55%	17	7,30%	288	3,50%
PACMA	8	0,41%	0	0%	1	0,32%	0	0%	35	0,43%
PU M+J	3	0,16%	0	0%	0	0%	0	0%	12	0,15%
RECORTES CERO-GRUPO VERDE	2	0,10%	0	0%	0	0%	1	0,43%	10	0,12%
DIÀLEG (C. RETIRADA)	0	0%	0	0%	0	0%	0	0%	0	0%
	Barbens		Baronia de Rialb, la		Bassella		Bausen		Belianes	
Counted	100%		100%		100%		100%		100%	
Votes cast	464	83,45%	175	84,54%	165	89,67%	43	72,88%	366	90,15%
Abstention	92	16,55%	32	15,46%	19	10,33%	16	27,12%	40	9,85%
Spoilt ballots	3	0,65%	2	1,14%	0	0%	0	0%	0	0%
Blank ballots	3	0,65%	4	2,29%	1	0,61%	0	0%	0	0%
Ballots for lists	458	98,71%	169	96,57%	164	99,39%	43	100%	366	100%
Lists										
JUNTSxCAT	175	37,96%	77	44,51%	73	44,24%	4	9,30%	139	37,98%
ERC-CatSí	133	28,85%	41	23,70%	39	23,64%	4	9,30%	98	26,78%
C's	45	9,76%	12	6,94%	27	16,36%	9	20,93%	24	6,56%
PSC	45	9,76%	10	5,78%	4	2,42%	10	23,26%	25	6,83%
CUP	25	5,42%	13	7,51%	7	4,24%	7	16,28%	43	11,75%
PP	14	3,04%	11	6,36%	9	5,45%	5	11,63%	22	6,01%
CatComú-Podem	18	3,90%	2	1,16%	4	2,42%	3	6,98%	14	3,83%
PACMA	3	0,65%	2	1,16%	0	0%	0	0%	0	0%
PU M+J	0	0%	1	0,58%	1	0,61%	0	0%	1	0,27%
RECORTES CERO-GRUPO VERDE	0	0%	0	0%	0	0%	1	2,33%	0	0%
DIÀLEG (C. RETIRADA)	0	0%	0	0%	0	0%	0	0%	0	0%
	Bellguarda		Bellcaire d'Urgell		Bell-lloc d'Urgell		Bellmunt d'Urgell		Bellpuig	
Counted	100%		100%		100%		100%		100%	
Votes cast	228	86,04%	861	86,36%	1.404	85,30%	130	84,97%	2.646	81,32%
Abstention	37	13,96%	136	13,64%	242	14,70%	23	15,03%	608	18,68%
Spoilt ballots	1	0,44%	2	0,23%	10	0,71%	5	3,85%	6	0,23%
Blank ballots	2	0,88%	4	0,46%	14	1,00%	0	0%	20	0,76%
Ballots for lists	225	98,68%	855	99,30%	1.380	98,29%	125	96,15%	2.620	99,02%
Lists										
JUNTSxCAT	89	39,21%	368	42,84%	496	35,58%	44	35,20%	1.065	40,34%
ERC-CatSí	84	37,00%	269	31,32%	406	29,12%	40	32,00%	795	30,11%
C's	12	5,29%	71	8,27%	187	13,41%	21	16,80%	261	9,89%
PSC	16	7,05%	42	4,89%	113	8,11%	4	3,20%	147	5,57%
CUP	11	4,85%	54	6,29%	63	4,52%	11	8,80%	181	6,86%
PP	5	2,20%	29	3,38%	60	4,30%	2	1,60%	74	2,80%
CatComú-Podem	6	2,64%	15	1,75%	48	3,44%	3	2,40%	82	3,11%
PACMA	0	0%	3	0,35%	5	0,36%	0	0%	8	0,30%
PU M+J	0	0%	4	0,47%	2	0,14%	0	0%	4	0,15%
RECORTES CERO-GRUPO VERDE	2	0,88%	0	0%	0	0%	0	0%	3	0,11%
DIÀLEG (C. RETIRADA)	0	0%	0	0%	0	0%	0	0%	0	0%

## Municipalities of Lleida

	Bellver de Cerdanya		Bellví		Benavent de Segrià		Biosca		Bòrdes, Es	
Counted	100%		100%		100%		100%		100%	
Votes cast	1.263	82,93%	1.341	85,63%	911	86,35%	130	79,27%	154	73,33%
Abstention	260	17,07%	225	14,37%	144	13,65%	34	20,73%	56	26,67%
Spoilt ballots	6	0,48%	8	0,60%	1	0,11%	1	0,77%	1	0,65%
Blank ballots	5	0,40%	5	0,37%	5	0,55%	1	0,77%	0	0%
Ballots for lists	1.252	99,13%	1.328	99,03%	905	99,34%	128	98,46%	153	99,35%
Lists										
JUNTSxCAT	471	37,47%	554	41,56%	342	37,58%	64	49,61%	18	11,76%
ERC-CatSí	396	31,50%	523	39,23%	273	30,00%	24	18,60%	30	19,61%
C's	146	11,61%	72	5,40%	134	14,73%	14	10,85%	45	29,41%
PSC	85	6,76%	47	3,53%	65	7,14%	6	4,65%	26	16,99%
CUP	84	6,68%	58	4,35%	27	2,97%	10	7,75%	9	5,88%
PP	26	2,07%	35	2,63%	27	2,97%	5	3,88%	9	5,88%
CatComú-Podem	37	2,94%	34	2,55%	32	3,52%	5	3,88%	14	9,15%
PACMA	6	0,48%	3	0,23%	5	0,55%	0	0%	2	1,31%
PU M+J	0	0%	1	0,08%	0	0%	0	0%	0	0%
RECORTES CERO-GRUPO VERDE	1	0,08%	1	0,08%	0	0%	0	0%	0	0%
DIÀLEG (C. RETIRADA)	0	0%	0	0%	0	0%	0	0%	0	0%
	Borges Blanques, les		Bossòst		Bovera		Cabanabona		Cabó	
Counted	100%		100%		100%		100%		100%	
Votes cast	3.518	81,51%	638	75,95%	185	81,86%	49	69,01%	62	75,61%
Abstention	798	18,49%	202	24,05%	41	18,14%	22	30,99%	20	24,39%
Spoilt ballots	6	0,17%	8	1,25%	0	0%	0	0%	0	0%
Blank ballots	12	0,34%	5	0,78%	3	1,62%	0	0%	0	0%
Ballots for lists	3.500	99,49%	625	97,96%	182	98,38%	49	100%	62	100%
Lists										
JUNTSxCAT	1.498	42,65%	68	10,79%	109	58,92%	25	51,02%	31	50,00%
ERC-CatSí	1.053	29,98%	74	11,75%	44	23,78%	12	24,49%	17	27,42%
C's	376	10,71%	254	40,32%	5	2,70%	5	10,20%	7	11,29%
PSC	194	5,52%	138	21,90%	7	3,78%	2	4,08%	3	4,84%
CUP	179	5,10%	11	1,75%	5	2,70%	1	2,04%	3	4,84%
PP	95	2,71%	49	7,78%	2	1,08%	3	6,12%	0	0%
CatComú-Podem	87	2,48%	30	4,76%	8	4,32%	0	0%	1	1,61%
PACMA	12	0,34%	1	0,16%	1	0,54%	0	0%	0	0%
PU M+J	4	0,11%	0	0%	1	0,54%	1	2,04%	0	0%
RECORTES CERO-GRUPO VERDE	2	0,06%	0	0%	0	0%	0	0%	0	0%
DIÀLEG (C. RETIRADA)	0	0%	0	0%	0	0%	0	0%	0	0%
	Camarasa		Canejan		Castell de Mur		Castellar de la Ribera		Castelldans	
Counted	100%		100%		100%		100%		100%	
Votes cast	612	84,41%	60	76,92%	132	91,03%	92	91,09%	578	81,29%
Abstention	113	15,59%	18	23,08%	13	8,97%	9	8,91%	133	18,71%
Spoilt ballots	1	0,16%	0	0%	0	0%	0	0%	6	1,04%
Blank ballots	6	0,98%	1	1,67%	2	1,52%	0	0%	4	0,69%
Ballots for lists	605	98,86%	59	98,33%	130	98,48%	92	100%	568	98,27%
Lists										
JUNTSxCAT	212	34,70%	13	21,67%	66	50,00%	55	59,78%	187	32,69%
ERC-CatSí	221	36,17%	5	8,33%	31	23,48%	19	20,65%	157	27,45%
C's	70	11,46%	12	20,00%	11	8,33%	5	5,43%	94	16,43%
PSC	37	6,06%	15	25,00%	6	4,55%	2	2,17%	30	5,24%
CUP	28	4,58%	2	3,33%	8	6,06%	8	8,70%	38	6,64%
PP	11	1,80%	11	18,33%	3	2,27%	3	3,26%	38	6,64%
CatComú-Podem	25	4,09%	0	0%	5	3,79%	0	0%	21	3,67%
PACMA	0	0%	1	1,67%	0	0%	0	0%	3	0,52%
PU M+J	0	0%	0	0%	0	0%	0	0%	0	0%
RECORTES CERO-GRUPO VERDE	1	0,16%	0	0%	0	0%	0	0%	0	0%
DIÀLEG (C. RETIRADA)	0	0%	0	0%	0	0%	0	0%	0	0%

## Municipalities of Lleida

	Castellnou de Seana		Castelló de Farfanya		Castellserà		Cava		Cervera	
Counted	100%		100%		100%		100%		100%	
Votes cast	452	84,80%	347	80,32%	714	88,37%	35	79,55%	4.781	81,68%
Abstention	81	15,20%	85	19,68%	94	11,63%	9	20,45%	1.072	18,32%
Spoilt ballots	2	0,44%	1	0,29%	1	0,14%	0	0%	22	0,46%
Blank ballots	1	0,22%	0	0%	5	0,70%	0	0%	28	0,59%
Ballots for lists	449	99,34%	346	99,71%	708	99,16%	35	100%	4.731	98,95%
Lists										
JUNTSxCAT	239	53,11%	144	41,62%	325	45,58%	14	40,00%	1.731	36,37%
ERC-CatSí	105	23,33%	134	38,73%	222	31,14%	15	42,86%	1.185	24,90%
C's	40	8,89%	17	4,91%	53	7,43%	0	0%	783	16,45%
PSC	22	4,89%	19	5,49%	32	4,49%	0	0%	365	7,67%
CUP	26	5,78%	12	3,47%	47	6,59%	5	14,29%	272	5,72%
PP	11	2,44%	15	4,34%	18	2,52%	1	2,86%	203	4,27%
CatComú-Podem	5	1,11%	4	1,16%	7	0,98%	0	0%	147	3,09%
PACMA	1	0,22%	0	0%	1	0,14%	0	0%	32	0,67%
PU M+J	0	0%	1	0,29%	0	0%	0	0%	10	0,21%
RECORTES CERO-GRUPO VERDE	0	0%	0	0%	3	0,42%	0	0%	3	0,06%
DI ÀLEG (C. RETIRADA)	0	0%	0	0%	0	0%	0	0%	0	0%
	Cervià de les Garrigues		Ciutadilla		Clariana de Cardener		Cogul, el		Coll de Nargó	
Counted	100%		100%		100%		100%		100%	
Votes cast	458	80,92%	161	89,44%	113	92,62%	108	78,26%	362	80,98%
Abstention	108	19,08%	19	10,56%	9	7,38%	30	21,74%	85	19,02%
Spoilt ballots	3	0,66%	3	1,86%	0	0%	0	0%	0	0%
Blank ballots	4	0,87%	1	0,62%	0	0%	1	0,93%	1	0,28%
Ballots for lists	451	98,47%	157	97,52%	113	100%	107	99,07%	361	99,72%
Lists										
JUNTSxCAT	180	39,56%	60	37,97%	46	40,71%	42	38,89%	167	46,13%
ERC-CatSí	163	35,82%	59	37,34%	33	29,20%	40	37,04%	87	24,03%
C's	45	9,89%	9	5,70%	5	4,42%	12	11,11%	21	5,80%
PSC	18	3,96%	12	7,59%	5	4,42%	8	7,41%	26	7,18%
CUP	22	4,84%	8	5,06%	20	17,70%	4	3,70%	37	10,22%
PP	6	1,32%	9	5,70%	1	0,88%	0	0%	15	4,14%
CatComú-Podem	15	3,30%	0	0%	2	1,77%	1	0,93%	8	2,21%
PACMA	2	0,44%	0	0%	0	0%	0	0%	0	0%
PU M+J	0	0%	0	0%	0	0%	0	0%	0	0%
RECORTES CERO-GRUPO VERDE	0	0%	0	0%	1	0,88%	0	0%	0	0%
DI ÀLEG (C. RETIRADA)	0	0%	0	0%	0	0%	0	0%	0	0%
	Coma i la Pedra, la		Conca de Dalt		Corbins		Cubells		Espluga Calba, l'	
Counted	100%		100%		100%		100%		100%	
Votes cast	195	83,69%	278	78,98%	860	86,00%	248	84,64%	252	84,56%
Abstention	38	16,31%	74	21,02%	140	14,00%	45	15,36%	46	15,44%
Spoilt ballots	0	0%	1	0,36%	1	0,12%	0	0%	3	1,19%
Blank ballots	1	0,51%	2	0,72%	6	0,70%	1	0,40%	0	0%
Ballots for lists	194	99,49%	275	98,92%	853	99,19%	247	99,60%	249	98,81%
Lists										
JUNTSxCAT	105	53,85%	106	38,27%	309	35,97%	134	54,03%	102	40,96%
ERC-CatSí	48	24,62%	82	29,60%	306	35,62%	65	26,21%	72	28,92%
C's	11	5,64%	12	4,33%	79	9,20%	14	5,65%	20	8,03%
PSC	2	1,03%	21	7,58%	54	6,29%	8	3,23%	13	5,22%
CUP	16	8,21%	36	13,00%	40	4,66%	9	3,63%	20	8,03%
PP	7	3,59%	9	3,25%	19	2,21%	14	5,65%	10	4,02%
CatComú-Podem	5	2,56%	9	3,25%	40	4,66%	2	0,81%	12	4,82%
PACMA	0	0%	0	0%	2	0,23%	0	0%	0	0%
PU M+J	0	0%	0	0%	3	0,35%	0	0%	0	0%
RECORTES CERO-GRUPO VERDE	0	0%	0	0%	1	0,12%	1	0,40%	0	0%
DI ÀLEG (C. RETIRADA)	0	0%	0	0%	0	0%	0	0%	0	0%

## Municipalities of Lleida

	Espot		Estamariu		Estaràs		Esterrí d'Àneu		Esterrí de Cardós	
Counted	100%		100%		100%		100%		100%	
Votes cast	226	79,02%	84	86,60%	125	89,29%	427	83,24%	50	90,91%
Abstention	60	20,98%	13	13,40%	15	10,71%	86	16,76%	5	9,09%
Spoilt ballots	0	0%	0	0%	0	0%	3	0,70%	0	0%
Blank ballots	1	0,44%	1	1,19%	0	0%	0	0%	2	4,00%
Ballots for lists	225	99,56%	83	98,81%	125	100%	424	99,30%	48	96,00%

Lists										
JUNTSxCAT	94	41,59%	55	65,48%	48	38,40%	152	35,85%	19	38,00%
ERC-CatSí	82	36,28%	17	20,24%	30	24,00%	167	39,39%	21	42,00%
C's	12	5,31%	5	5,95%	23	18,40%	20	4,72%	1	2,00%
PSC	18	7,96%	2	2,38%	5	4,00%	22	5,19%	2	4,00%
CUP	6	2,65%	1	1,19%	10	8,00%	42	9,91%	5	10,00%
PP	3	1,33%	2	2,38%	9	7,20%	7	1,65%	0	0%
CatComú-Podem	7	3,10%	1	1,19%	0	0%	12	2,83%	0	0%
PACMA	2	0,88%	0	0%	0	0%	1	0,24%	0	0%
PU M+J	1	0,44%	0	0%	0	0%	0	0%	0	0%
RECORTES CERO-GRUPO VERDE	0	0%	0	0%	0	0%	1	0,24%	0	0%
DI ÀLEG (C. RETIRADA)	0	0%	0	0%	0	0%	0	0%	0	0%

	Farrera		Fígols i Alinyà		Floresta, la		Fondarella		Foradada	
Counted	100%		100%		100%		100%		100%	
Votes cast	84	84,00%	173	79,72%	108	81,82%	539	83,44%	123	87,23%
Abstention	16	16,00%	44	20,28%	24	18,18%	107	16,56%	18	12,77%
Spoilt ballots	0	0%	1	0,58%	3	2,78%	5	0,93%	0	0%
Blank ballots	0	0%	0	0%	0	0%	1	0,19%	0	0%
Ballots for lists	84	100%	172	99,42%	105	97,22%	533	98,89%	123	100%

Lists										
JUNTSxCAT	27	32,14%	64	37,21%	44	41,90%	252	47,19%	72	58,54%
ERC-CatSí	28	33,33%	55	31,98%	37	35,24%	133	24,91%	26	21,14%
C's	3	3,57%	13	7,56%	2	1,90%	83	15,54%	11	8,94%
PSC	2	2,38%	19	11,05%	3	2,86%	27	5,06%	3	2,44%
CUP	20	23,81%	11	6,40%	12	11,43%	14	2,62%	4	3,25%
PP	1	1,19%	5	2,91%	3	2,86%	11	2,06%	6	4,88%
CatComú-Podem	3	3,57%	4	2,33%	1	0,95%	12	2,25%	1	0,81%
PACMA	0	0%	0	0%	3	2,86%	1	0,19%	0	0%
PU M+J	0	0%	1	0,58%	0	0%	0	0%	0	0%
RECORTES CERO-GRUPO VERDE	0	0%	0	0%	0	0%	0	0%	0	0%
DI ÀLEG (C. RETIRADA)	0	0%	0	0%	0	0%	0	0%	0	0%

	Fuliola, la		Fulleda		Gavet de la Conca		Gimenells i el Pla de la Font		Golmés	
Counted	100%		100%		100%		100%		100%	
Votes cast	729	82,09%	74	88,10%	185	78,06%	698	82,12%	1.050	81,27%
Abstention	159	17,91%	10	11,90%	52	21,94%	152	17,88%	242	18,73%
Spoilt ballots	3	0,41%	0	0%	3	1,62%	1	0,14%	3	0,29%
Blank ballots	6	0,82%	2	2,70%	2	1,08%	5	0,72%	2	0,19%
Ballots for lists	720	98,77%	72	97,30%	180	97,30%	692	99,14%	1.045	99,52%

Lists										
JUNTSxCAT	295	40,63%	21	28,38%	97	53,30%	140	20,09%	532	50,81%
ERC-CatSí	224	30,85%	33	44,59%	45	24,73%	131	18,79%	268	25,60%
C's	62	8,54%	9	12,16%	6	3,30%	157	22,53%	97	9,26%
PSC	36	4,96%	1	1,35%	14	7,69%	80	11,48%	39	3,72%
CUP	51	7,02%	3	4,05%	12	6,59%	29	4,16%	46	4,39%
PP	31	4,27%	4	5,41%	4	2,20%	127	18,22%	38	3,63%
CatComú-Podem	19	2,62%	1	1,35%	2	1,10%	27	3,87%	20	1,91%
PACMA	0	0%	0	0%	0	0%	0	0%	3	0,29%
PU M+J	1	0,14%	0	0%	0	0%	1	0,14%	0	0%
RECORTES CERO-GRUPO VERDE	1	0,14%	0	0%	0	0%	0	0%	2	0,19%
DI ÀLEG (C. RETIRADA)	0	0%	0	0%	0	0%	0	0%	0	0%

## Municipalities of Lleida

	Gósol		Granadella, la		Granja d'Escarp, la		Granyanella		Granyena de les Garrigues	
Counted	100%		100%		100%		100%		100%	
Votes cast	181	90,05%	492	87,08%	565	82,36%	109	85,16%	103	86,55%
Abstention	20	9,95%	73	12,92%	121	17,64%	19	14,84%	16	13,45%
Spoilt ballots	0	0%	2	0,41%	2	0,35%	2	1,83%	1	0,97%
Blank ballots	2	1,10%	5	1,02%	2	0,35%	3	2,75%	1	0,97%
Ballots for lists	179	98,90%	485	98,58%	561	99,29%	104	95,41%	101	98,06%
Lists										
JUNTSxCAT	93	51,38%	189	38,57%	197	34,99%	39	36,45%	46	45,10%
ERC-CatSí	46	25,41%	187	38,16%	144	25,58%	28	26,17%	34	33,33%
C's	8	4,42%	26	5,31%	113	20,07%	12	11,21%	8	7,84%
PSC	10	5,52%	25	5,10%	46	8,17%	3	2,80%	2	1,96%
CUP	12	6,63%	37	7,55%	13	2,31%	7	6,54%	6	5,88%
PP	3	1,66%	7	1,43%	25	4,44%	9	8,41%	1	0,98%
CatComú-Podem	7	3,87%	9	1,84%	21	3,73%	5	4,67%	4	3,92%
PACMA	0	0%	1	0,20%	2	0,36%	1	0,93%	0	0%
PU M+J	0	0%	3	0,61%	0	0%	0	0%	0	0%
RECORTES CERO-GRUPO VERDE	0	0%	1	0,20%	0	0%	0	0%	0	0%
DIÀLEG (C. RETIRADA)	0	0%	0	0%	0	0%	0	0%	0	0%
	Granyena de Segarra		Guimerà		Guingueta d'Aneu, la		Guissona		Guixers	
Counted	100%		100%		100%		100%		100%	
Votes cast	101	78,91%	185	83,71%	199	83,97%	2.321	84,43%	107	89,92%
Abstention	27	21,09%	36	16,29%	38	16,03%	428	15,57%	12	10,08%
Spoilt ballots	1	0,99%	1	0,54%	2	1,01%	23	0,99%	0	0%
Blank ballots	2	1,98%	2	1,08%	1	0,50%	10	0,43%	0	0%
Ballots for lists	98	97,03%	182	98,38%	196	98,49%	2.288	98,58%	107	100%
Lists										
JUNTSxCAT	49	49,00%	113	61,41%	88	44,67%	788	34,29%	65	60,75%
ERC-CatSí	16	16,00%	37	20,11%	66	33,50%	679	29,55%	16	14,95%
C's	14	14,00%	10	5,43%	5	2,54%	329	14,32%	9	8,41%
PSC	6	6,00%	1	0,54%	10	5,08%	200	8,70%	2	1,87%
CUP	6	6,00%	11	5,98%	20	10,15%	118	5,13%	9	8,41%
PP	2	2,00%	10	5,43%	3	1,52%	68	2,96%	5	4,67%
CatComú-Podem	3	3,00%	0	0%	3	1,52%	91	3,96%	1	0,93%
PACMA	0	0%	0	0%	1	0,51%	6	0,26%	0	0%
PU M+J	1	1,00%	0	0%	0	0%	5	0,22%	0	0%
RECORTES CERO-GRUPO VERDE	1	1,00%	0	0%	0	0%	4	0,17%	0	0%
DIÀLEG (C. RETIRADA)	0	0%	0	0%	0	0%	0	0%	0	0%
	Isona i Conca Dellà		Ivars de Noguera		Ivars d'Urgell		Ivorra		Josa i Tuixén	
Counted	100%		100%		100%		100%		100%	
Votes cast	689	84,13%	234	85,40%	962	84,68%	88	93,62%	74	77,08%
Abstention	130	15,87%	40	14,60%	174	15,32%	6	6,38%	22	22,92%
Spoilt ballots	3	0,44%	1	0,43%	7	0,73%	1	1,14%	1	1,35%
Blank ballots	2	0,29%	2	0,85%	5	0,52%	0	0%	0	0%
Ballots for lists	684	99,27%	231	98,72%	950	98,75%	87	98,86%	73	98,65%
Lists										
JUNTSxCAT	342	49,85%	81	34,76%	392	41,05%	64	73,56%	40	54,79%
ERC-CatSí	169	24,64%	43	18,45%	316	33,09%	18	20,69%	19	26,03%
C's	72	10,50%	32	13,73%	74	7,75%	1	1,15%	3	4,11%
PSC	33	4,81%	16	6,87%	55	5,76%	0	0%	3	4,11%
CUP	33	4,81%	36	15,45%	50	5,24%	1	1,15%	5	6,85%
PP	12	1,75%	18	7,73%	37	3,87%	1	1,15%	1	1,37%
CatComú-Podem	21	3,06%	4	1,72%	22	2,30%	0	0%	2	2,74%
PACMA	2	0,29%	1	0,43%	2	0,21%	1	1,15%	0	0%
PU M+J	0	0%	0	0%	2	0,21%	1	1,15%	0	0%
RECORTES CERO-GRUPO VERDE	0	0%	0	0%	0	0%	0	0%	0	0%
DIÀLEG (C. RETIRADA)	0	0%	0	0%	0	0%	0	0%	0	0%

## Municipalities of Lleida

	Juncosa		Juneda		Les		Linyola		Lladorre	
Counted	100%		100%		100%		100%		100%	
Votes cast	271	81,38%	1.875	83,26%	441	68,48%	1.629	84,80%	159	85,48%
Abstention	62	18,62%	377	16,74%	203	31,52%	292	15,20%	27	14,52%
Spoilt ballots	0	0%	4	0,21%	3	0,68%	10	0,61%	2	1,26%
Blank ballots	1	0,37%	10	0,53%	7	1,59%	8	0,49%	2	1,26%
Ballots for lists	270	99,63%	1.861	99,25%	431	97,73%	1.611	98,90%	155	97,48%
Lists										
JUNTSxCAT	92	33,95%	816	43,61%	64	14,61%	605	37,37%	54	34,39%
ERC-CatSí	87	32,10%	588	31,43%	56	12,79%	553	34,16%	72	45,86%
C's	28	10,33%	137	7,32%	123	28,08%	178	10,99%	9	5,73%
PSC	24	8,86%	105	5,61%	113	25,80%	86	5,31%	8	5,10%
CUP	10	3,69%	103	5,51%	19	4,34%	80	4,94%	8	5,10%
PP	13	4,80%	57	3,05%	27	6,16%	56	3,46%	0	0%
CatComú-Podem	14	5,17%	52	2,78%	25	5,71%	45	2,78%	3	1,91%
PACMA	0	0%	3	0,16%	3	0,68%	3	0,19%	1	0,64%
PU M+J	2	0,74%	0	0%	0	0%	4	0,25%	0	0%
RECORTES CERO-GRUPO VERDE	0	0%	0	0%	1	0,23%	1	0,06%	0	0%
DI ÀLEG (C. RETIRADA)	0	0%	0	0%	0	0%	0	0%	0	0%
	Lladurs		Llardecans		Llavorsí		Lleida		Lles de Cerdanya	
Counted	100%		100%		100%		100%		100%	
Votes cast	126	79,25%	339	83,70%	237	81,16%	72.457	78,43%	180	82,57%
Abstention	33	20,75%	66	16,30%	55	18,84%	19.923	21,57%	38	17,43%
Spoilt ballots	0	0%	0	0%	0	0%	238	0,33%	0	0%
Blank ballots	0	0%	2	0,59%	1	0,42%	378	0,52%	0	0%
Ballots for lists	126	100%	337	99,41%	236	99,58%	71.841	99,15%	180	100%
Lists										
JUNTSxCAT	67	53,17%	136	40,12%	79	33,33%	16.649	23,05%	81	45,00%
ERC-CatSí	27	21,43%	123	36,28%	73	30,80%	16.483	22,82%	67	37,22%
C's	9	7,14%	36	10,62%	10	4,22%	17.720	24,54%	1	0,56%
PSC	4	3,17%	8	2,36%	22	9,28%	8.880	12,30%	8	4,44%
CUP	8	6,35%	12	3,54%	35	14,77%	3.242	4,49%	20	11,11%
PP	10	7,94%	13	3,83%	5	2,11%	4.445	6,15%	1	0,56%
CatComú-Podem	1	0,79%	5	1,47%	10	4,22%	3.669	5,08%	2	1,11%
PACMA	0	0%	2	0,59%	2	0,84%	507	0,70%	0	0%
PU M+J	0	0%	2	0,59%	0	0%	108	0,15%	0	0%
RECORTES CERO-GRUPO VERDE	0	0%	0	0%	0	0%	138	0,19%	0	0%
DI ÀLEG (C. RETIRADA)	0	0%	0	0%	0	0%	0	0%	0	0%
	Llimiana		Llobera		Maials		Maldà		Massalcoreig	
Counted	100%		100%		100%		100%		100%	
Votes cast	92	73,02%	138	82,63%	592	85,06%	151	79,47%	344	84,11%
Abstention	34	26,98%	29	17,37%	104	14,94%	39	20,53%	65	15,89%
Spoilt ballots	0	0%	0	0%	2	0,34%	1	0,66%	5	1,45%
Blank ballots	0	0%	1	0,72%	1	0,17%	0	0%	5	1,45%
Ballots for lists	92	100%	137	99,28%	589	99,49%	150	99,34%	334	97,09%
Lists										
JUNTSxCAT	41	44,57%	71	51,45%	290	49,15%	69	46,00%	89	26,25%
ERC-CatSí	19	20,65%	40	28,99%	156	26,44%	41	27,33%	146	43,07%
C's	8	8,70%	6	4,35%	55	9,32%	10	6,67%	42	12,39%
PSC	4	4,35%	5	3,62%	24	4,07%	3	2,00%	36	10,62%
CUP	14	15,22%	11	7,97%	17	2,88%	20	13,33%	12	3,54%
PP	1	1,09%	3	2,17%	24	4,07%	2	1,33%	5	1,47%
CatComú-Podem	4	4,35%	1	0,72%	20	3,39%	3	2,00%	4	1,18%
PACMA	1	1,09%	0	0%	3	0,51%	2	1,33%	0	0%
PU M+J	0	0%	0	0%	0	0%	0	0%	0	0%
RECORTES CERO-GRUPO VERDE	0	0%	0	0%	0	0%	0	0%	0	0%
DI ÀLEG (C. RETIRADA)	0	0%	0	0%	0	0%	0	0%	0	0%



## Municipalities of Lleida

	Massoteres		Menàrguens		Miralcamp		Mollerussa		Molsosa, la	
Counted	100%		100%		100%		100%		100%	
Votes cast	121	86,43%	501	82,95%	831	82,20%	6.787	78,12%	85	88,54%
Abstention	19	13,57%	103	17,05%	180	17,80%	1.901	21,88%	11	11,46%
Spoilt ballots	0	0%	1	0,20%	0	0%	27	0,40%	0	0%
Blank ballots	0	0%	3	0,60%	10	1,20%	36	0,53%	1	1,18%
Ballots for lists	121	100%	497	99,20%	821	98,80%	6.724	99,07%	84	98,82%
Lists										
JUNTSxCAT	61	50,41%	211	42,20%	414	49,82%	2.648	39,17%	38	44,71%
ERC-CatSí	30	24,79%	173	34,60%	198	23,83%	1.545	22,86%	24	28,24%
C's	8	6,61%	33	6,60%	74	8,90%	1.083	16,02%	10	11,76%
PSC	8	6,61%	21	4,20%	52	6,26%	628	9,29%	1	1,18%
CUP	4	3,31%	21	4,20%	29	3,49%	284	4,20%	5	5,88%
PP	4	3,31%	18	3,60%	23	2,77%	242	3,58%	4	4,71%
CatComú-Podem	4	3,31%	18	3,60%	26	3,13%	237	3,51%	1	1,18%
PACMA	2	1,65%	1	0,20%	3	0,36%	32	0,47%	1	1,18%
PU M+J	0	0%	0	0%	1	0,12%	19	0,28%	0	0%
RECORTES CERO-GRUPO VERDE	0	0%	1	0,20%	1	0,12%	6	0,09%	0	0%
DI ÀLEG (C. RETIRADA)	0	0%	0	0%	0	0%	0	0%	0	0%
	Montellà i Martinet		Montferrer i Castellbò		Montgai		Montoliu de Lleida		Montoliu de Segarra	
Counted	100%		100%		100%		100%		100%	
Votes cast	391	83,01%	618	78,53%	482	86,23%	297	84,14%	128	83,12%
Abstention	80	16,99%	169	21,47%	77	13,77%	56	15,86%	26	16,88%
Spoilt ballots	1	0,26%	2	0,32%	2	0,41%	1	0,34%	0	0%
Blank ballots	6	1,53%	5	0,81%	2	0,41%	2	0,67%	0	0%
Ballots for lists	384	98,21%	611	98,87%	478	99,17%	294	98,99%	128	100%
Lists										
JUNTSxCAT	138	35,38%	233	37,82%	179	37,29%	83	28,04%	54	42,19%
ERC-CatSí	146	37,44%	187	30,36%	162	33,75%	134	45,27%	32	25,00%
C's	41	10,51%	64	10,39%	61	12,71%	30	10,14%	12	9,38%
PSC	17	4,36%	43	6,98%	24	5,00%	10	3,38%	5	3,91%
CUP	25	6,41%	37	6,01%	17	3,54%	16	5,41%	18	14,06%
PP	4	1,03%	19	3,08%	26	5,42%	5	1,69%	4	3,13%
CatComú-Podem	10	2,56%	26	4,22%	6	1,25%	16	5,41%	3	2,34%
PACMA	3	0,77%	1	0,16%	1	0,21%	0	0%	0	0%
PU M+J	0	0%	1	0,16%	0	0%	0	0%	0	0%
RECORTES CERO-GRUPO VERDE	0	0%	0	0%	2	0,42%	0	0%	0	0%
DI ÀLEG (C. RETIRADA)	0	0%	0	0%	0	0%	0	0%	0	0%
	Montornès de Segarra		Nalec		Naut Aran		Navès		Odèn	
Counted	100%		100%		100%		100%		100%	
Votes cast	77	92,77%	75	91,46%	1.066	78,44%	193	83,19%	188	84,30%
Abstention	6	7,23%	7	8,54%	293	21,56%	39	16,81%	35	15,70%
Spoilt ballots	0	0%	0	0%	10	0,94%	2	1,04%	0	0%
Blank ballots	1	1,30%	0	0%	10	0,94%	1	0,52%	3	1,60%
Ballots for lists	76	98,70%	75	100%	1.046	98,12%	190	98,45%	185	98,40%
Lists										
JUNTSxCAT	30	38,96%	45	60,00%	184	17,42%	94	49,21%	89	47,34%
ERC-CatSí	23	29,87%	17	22,67%	122	11,55%	41	21,47%	62	32,98%
C's	6	7,79%	2	2,67%	352	33,33%	18	9,42%	15	7,98%
PSC	7	9,09%	3	4,00%	186	17,61%	7	3,66%	1	0,53%
CUP	3	3,90%	5	6,67%	51	4,83%	13	6,81%	7	3,72%
PP	3	3,90%	1	1,33%	50	4,73%	10	5,24%	9	4,79%
CatComú-Podem	3	3,90%	2	2,67%	79	7,48%	5	2,62%	2	1,06%
PACMA	0	0%	0	0%	16	1,52%	1	0,52%	0	0%
PU M+J	1	1,30%	0	0%	1	0,09%	1	0,52%	0	0%
RECORTES CERO-GRUPO VERDE	0	0%	0	0%	5	0,47%	0	0%	0	0%
DI ÀLEG (C. RETIRADA)	0	0%	0	0%	0	0%	0	0%	0	0%



## Municipalities of Lleida

	Oliana		Oliola		Olius		Oluges, les		Omellons, els	
Counted	100%		100%		100%		100%		100%	
Votes cast	1.152	83,90%	145	84,30%	619	90,50%	121	84,62%	157	82,63%
Abstention	221	16,10%	27	15,70%	65	9,50%	22	15,38%	33	17,37%
Spoilt ballots	4	0,35%	2	1,38%	3	0,48%	0	0%	0	0%
Blank ballots	8	0,69%	0	0%	2	0,32%	2	1,65%	0	0%
Ballots for lists	1.140	98,96%	143	98,62%	614	99,19%	119	98,35%	157	100%
Lists										
JUNTSxCAT	524	45,64%	72	50,35%	283	45,94%	50	41,32%	53	33,76%
ERC-CatSí	304	26,48%	30	20,98%	161	26,14%	34	28,10%	37	23,57%
C's	103	8,97%	18	12,59%	75	12,18%	16	13,22%	27	17,20%
PSC	77	6,71%	7	4,90%	36	5,84%	4	3,31%	9	5,73%
CUP	49	4,27%	7	4,90%	24	3,90%	5	4,13%	4	2,55%
PP	54	4,70%	4	2,80%	11	1,79%	7	5,79%	15	9,55%
CatComú-Podem	25	2,18%	5	3,50%	21	3,41%	1	0,83%	11	7,01%
PACMA	2	0,17%	0	0%	2	0,32%	2	1,65%	1	0,64%
PU M+J	2	0,17%	0	0%	1	0,16%	0	0%	0	0%
RECORTES CERO-GRUPO VERDE	0	0%	0	0%	0	0%	0	0%	0	0%
DI ÀLEG (C. RETIRADA)	0	0%	0	0%	0	0%	0	0%	0	0%
	Omells de na Gaia, els		Organyà		Os de Balaguer		Ossó de Sió		Palau d'Anglesola, el	
Counted	100%		100%		100%		100%		100%	
Votes cast	99	83,19%	525	83,87%	665	84,82%	144	86,23%	1.383	85,21%
Abstention	20	16,81%	101	16,13%	119	15,18%	23	13,77%	240	14,79%
Spoilt ballots	0	0%	1	0,19%	2	0,30%	0	0%	6	0,43%
Blank ballots	1	1,01%	0	0%	3	0,45%	0	0%	6	0,43%
Ballots for lists	98	98,99%	524	99,81%	660	99,25%	144	100%	1.371	99,13%
Lists										
JUNTSxCAT	50	50,51%	224	42,75%	250	37,71%	58	40,28%	651	47,28%
ERC-CatSí	32	32,32%	146	27,86%	211	31,83%	42	29,17%	398	28,90%
C's	6	6,06%	42	8,02%	82	12,37%	18	12,50%	153	11,11%
PSC	1	1,01%	36	6,87%	37	5,58%	5	3,47%	60	4,36%
CUP	7	7,07%	29	5,53%	34	5,13%	5	3,47%	51	3,70%
PP	1	1,01%	37	7,06%	20	3,02%	9	6,25%	27	1,96%
CatComú-Podem	1	1,01%	10	1,91%	23	3,47%	6	4,17%	26	1,89%
PACMA	0	0%	0	0%	3	0,45%	0	0%	4	0,29%
PU M+J	0	0%	0	0%	0	0%	0	0%	0	0%
RECORTES CERO-GRUPO VERDE	0	0%	0	0%	0	0%	1	0,69%	1	0,07%
DI ÀLEG (C. RETIRADA)	0	0%	0	0%	0	0%	0	0%	0	0%
	Penelles		Peramola		Pinell de Solsonès		Pinós		Plans de Sió, els	
Counted	100%		100%		100%		100%		100%	
Votes cast	287	78,85%	232	82,86%	149	87,13%	200	84,75%	346	80,09%
Abstention	77	21,15%	48	17,14%	22	12,87%	36	15,25%	86	19,91%
Spoilt ballots	2	0,70%	1	0,43%	2	1,34%	1	0,50%	3	0,87%
Blank ballots	4	1,39%	1	0,43%	2	1,34%	2	1,00%	2	0,58%
Ballots for lists	281	97,91%	230	99,14%	145	97,32%	197	98,50%	341	98,55%
Lists										
JUNTSxCAT	143	50,18%	100	43,29%	48	32,65%	92	46,23%	159	46,36%
ERC-CatSí	77	27,02%	61	26,41%	51	34,69%	43	21,61%	103	30,03%
C's	22	7,72%	28	12,12%	8	5,44%	16	8,04%	33	9,62%
PSC	11	3,86%	12	5,19%	6	4,08%	4	2,01%	12	3,50%
CUP	6	2,11%	16	6,93%	11	7,48%	27	13,57%	23	6,71%
PP	14	4,91%	5	2,16%	19	12,93%	13	6,53%	3	0,87%
CatComú-Podem	6	2,11%	7	3,03%	2	1,36%	2	1,01%	8	2,33%
PACMA	1	0,35%	0	0%	0	0%	0	0%	0	0%
PU M+J	1	0,35%	1	0,43%	0	0%	0	0%	0	0%
RECORTES CERO-GRUPO VERDE	0	0%	0	0%	0	0%	0	0%	0	0%
DI ÀLEG (C. RETIRADA)	0	0%	0	0%	0	0%	0	0%	0	0%

## Municipalities of Lleida

	Poal, el		Pobla de Cérvoles, la		Pobla de Segur, la		Pont de Bar, el		Pont de Suert, el	
Counted	100%		100%		100%		100%		100%	
Votes cast	434	87,50%	143	84,12%	1.741	80,98%	94	72,31%	1.318	79,30%
Abstention	62	12,50%	27	15,88%	409	19,02%	36	27,69%	344	20,70%
Spoilt ballots	2	0,46%	0	0%	3	0,17%	0	0%	10	0,76%
Blank ballots	2	0,46%	1	0,70%	8	0,46%	3	3,19%	4	0,30%
Ballots for lists	430	99,08%	142	99,30%	1.730	99,37%	91	96,81%	1.304	98,94%
Lists										
JUNTSxCAT	192	44,44%	51	35,66%	684	39,36%	47	50,00%	270	20,64%
ERC-CatSí	104	24,07%	41	28,67%	543	31,24%	24	25,53%	284	21,71%
C's	63	14,58%	13	9,09%	127	7,31%	7	7,45%	270	20,64%
PSC	11	2,55%	11	7,69%	159	9,15%	1	1,06%	238	18,20%
CUP	24	5,56%	18	12,59%	106	6,10%	12	12,77%	82	6,27%
PP	31	7,18%	3	2,10%	41	2,36%	0	0%	43	3,29%
CatComú-Podem	5	1,16%	5	3,50%	65	3,74%	0	0%	104	7,95%
PACMA	0	0%	0	0%	2	0,12%	0	0%	8	0,61%
PU M+J	0	0%	0	0%	3	0,17%	0	0%	0	0%
RECORTES CERO-GRUPO VERDE	0	0%	0	0%	0	0%	0	0%	5	0,38%
DI ÀLEG (C. RETIRADA)	0	0%	0	0%	0	0%	0	0%	0	0%
	Ponts		Portella, la		Prats i Sansor		Preixana		Preixens	
Counted	100%		100%		100%		100%		100%	
Votes cast	1.520	84,16%	352	89,34%	156	83,87%	272	88,03%	290	80,56%
Abstention	286	15,84%	42	10,66%	30	16,13%	37	11,97%	70	19,44%
Spoilt ballots	14	0,92%	2	0,57%	0	0%	3	1,10%	3	1,03%
Blank ballots	3	0,20%	3	0,85%	1	0,64%	3	1,10%	1	0,34%
Ballots for lists	1.503	98,88%	347	98,58%	155	99,36%	266	97,79%	286	98,62%
Lists										
JUNTSxCAT	629	41,77%	161	46,00%	57	36,54%	135	50,19%	90	31,36%
ERC-CatSí	505	33,53%	87	24,86%	47	30,13%	61	22,68%	95	33,10%
C's	145	9,63%	36	10,29%	19	12,18%	23	8,55%	35	12,20%
PSC	65	4,32%	22	6,29%	8	5,13%	4	1,49%	25	8,71%
CUP	63	4,18%	21	6,00%	9	5,77%	18	6,69%	19	6,62%
PP	72	4,78%	9	2,57%	11	7,05%	20	7,43%	14	4,88%
CatComú-Podem	21	1,39%	9	2,57%	4	2,56%	5	1,86%	8	2,79%
PACMA	2	0,13%	2	0,57%	0	0%	0	0%	0	0%
PU M+J	1	0,07%	0	0%	0	0%	0	0%	0	0%
RECORTES CERO-GRUPO VERDE	0	0%	0	0%	0	0%	0	0%	0	0%
DI ÀLEG (C. RETIRADA)	0	0%	0	0%	0	0%	0	0%	0	0%
	Prullans		Puiggròs		Puigverd d'Agramunt		Puigverd de Lleida		Rialp	
Counted	100%		100%		100%		100%		100%	
Votes cast	153	90,53%	183	81,33%	138	85,19%	911	88,28%	426	83,86%
Abstention	16	9,47%	42	18,67%	24	14,81%	121	11,72%	82	16,14%
Spoilt ballots	0	0%	0	0%	0	0%	1	0,11%	0	0%
Blank ballots	2	1,31%	0	0%	3	2,17%	6	0,66%	1	0,23%
Ballots for lists	151	98,69%	183	100%	135	97,83%	904	99,23%	425	99,77%
Lists										
JUNTSxCAT	73	47,71%	95	51,91%	63	45,65%	258	28,35%	152	35,68%
ERC-CatSí	47	30,72%	47	25,68%	35	25,36%	262	28,79%	132	30,99%
C's	10	6,54%	16	8,74%	8	5,80%	148	16,26%	42	9,86%
PSC	5	3,27%	9	4,92%	9	6,52%	104	11,43%	26	6,10%
CUP	7	4,58%	5	2,73%	9	6,52%	52	5,71%	42	9,86%
PP	2	1,31%	3	1,64%	8	5,80%	31	3,41%	12	2,82%
CatComú-Podem	6	3,92%	7	3,83%	3	2,17%	41	4,51%	14	3,29%
PACMA	1	0,65%	1	0,55%	0	0%	7	0,77%	1	0,23%
PU M+J	0	0%	0	0%	0	0%	0	0%	0	0%
RECORTES CERO-GRUPO VERDE	0	0%	0	0%	0	0%	1	0,11%	4	0,94%
DI ÀLEG (C. RETIRADA)	0	0%	0	0%	0	0%	0	0%	0	0%

## Municipalities of Lleida

	Ribera d'Ondara	Ribera d'Urgellet	Riner	Riu de Cerdanya	Rosselló
Counted	100%	100%	100%	100%	100%
Votes cast	313 86,23%	534 80,18%	180 87,80%	85 93,41%	1.747 80,32%
Abstention	50 13,77%	132 19,82%	25 12,20%	6 6,59%	428 19,68%
Spoilt ballots	6 1,92%	1 0,19%	1 0,56%	3 3,53%	7 0,40%
Blank ballots	2 0,64%	0 0%	0 0%	0 0%	13 0,74%
Ballots for lists	305 97,44%	533 99,81%	179 99,44%	82 96,47%	1.727 98,86%
<b>Lists</b>					
JUNTSxCAT	130 42,35%	210 39,40%	72 40,22%	42 51,22%	579 33,28%
ERC-CatSí	81 26,38%	146 27,39%	50 27,93%	29 35,37%	492 28,28%
C's	39 12,70%	64 12,01%	20 11,17%	3 3,66%	299 17,18%
PSC	12 3,91%	46 8,63%	3 1,68%	2 2,44%	119 6,84%
CUP	13 4,23%	32 6,00%	21 11,73%	4 4,88%	79 4,54%
PP	23 7,49%	15 2,81%	3 1,68%	0 0%	48 2,76%
CatComú-Podem	6 1,95%	20 3,75%	10 5,59%	2 2,44%	99 5,69%
PACMA	1 0,33%	0 0%	0 0%	0 0%	9 0,52%
PU M+J	0 0%	0 0%	0 0%	0 0%	1 0,06%
RECORTES CERO-GRUPO VERDE	0 0%	0 0%	0 0%	0 0%	2 0,11%
DI ÀLEG (C. RETIRADA)	0 0%	0 0%	0 0%	0 0%	0 0%
	Salàs de Pallars	Sanaüja	Sant Esteve de la Sarga	Sant Guim de Freixenet	Sant Guim de la Plana
Counted	100%	100%	100%	100%	100%
Votes cast	222 82,22%	267 83,18%	90 79,65%	617 84,99%	117 87,97%
Abstention	48 17,78%	54 16,82%	23 20,35%	109 15,01%	16 12,03%
Spoilt ballots	0 0%	2 0,75%	0 0%	8 1,30%	0 0%
Blank ballots	2 0,90%	0 0%	0 0%	5 0,81%	0 0%
Ballots for lists	220 99,10%	265 99,25%	90 100%	604 97,89%	117 100%
<b>Lists</b>					
JUNTSxCAT	61 27,48%	103 38,87%	32 35,56%	235 38,59%	41 35,04%
ERC-CatSí	73 32,88%	86 32,45%	27 30,00%	186 30,54%	43 36,75%
C's	15 6,76%	20 7,55%	10 11,11%	79 12,97%	7 5,98%
PSC	25 11,26%	11 4,15%	6 6,67%	31 5,09%	7 5,98%
CUP	33 14,86%	16 6,04%	7 7,78%	37 6,08%	15 12,82%
PP	4 1,80%	21 7,92%	3 3,33%	18 2,96%	1 0,85%
CatComú-Podem	8 3,60%	7 2,64%	5 5,56%	16 2,63%	1 0,85%
PACMA	1 0,45%	1 0,38%	0 0%	2 0,33%	0 0%
PU M+J	0 0%	0 0%	0 0%	0 0%	2 1,71%
RECORTES CERO-GRUPO VERDE	0 0%	0 0%	0 0%	0 0%	0 0%
DI ÀLEG (C. RETIRADA)	0 0%	0 0%	0 0%	0 0%	0 0%
	Sant Llorenç de Morunys	Sant Martí de Riucorb	Sant Ramon	Sarroca de Bellera	Sarroca de Lleida
Counted	100%	100%	100%	100%	100%
Votes cast	644 85,98%	479 85,84%	366 87,35%	95 83,33%	273 85,31%
Abstention	105 14,02%	79 14,16%	53 12,65%	19 16,67%	47 14,69%
Spoilt ballots	4 0,62%	6 1,25%	5 1,37%	0 0%	1 0,37%
Blank ballots	3 0,47%	5 1,04%	0 0%	0 0%	0 0%
Ballots for lists	637 98,91%	468 97,70%	361 98,63%	95 100%	272 99,63%
<b>Lists</b>					
JUNTSxCAT	305 47,66%	179 37,84%	187 51,80%	46 48,42%	118 43,38%
ERC-CatSí	189 29,53%	149 31,50%	86 23,82%	17 17,89%	90 33,09%
C's	39 6,09%	50 10,57%	31 8,59%	19 20,00%	20 7,35%
PSC	20 3,13%	21 4,44%	11 3,05%	4 4,21%	15 5,51%
CUP	56 8,75%	37 7,82%	18 4,99%	4 4,21%	19 6,99%
PP	15 2,34%	20 4,23%	19 5,26%	3 3,16%	7 2,57%
CatComú-Podem	12 1,88%	11 2,33%	9 2,49%	2 2,11%	3 1,10%
PACMA	0 0%	1 0,21%	0 0%	0 0%	0 0%
PU M+J	0 0%	0 0%	0 0%	0 0%	0 0%
RECORTES CERO-GRUPO VERDE	1 0,16%	0 0%	0 0%	0 0%	0 0%
DI ÀLEG (C. RETIRADA)	0 0%	0 0%	0 0%	0 0%	0 0%

## Municipalities of Lleida

	Senterada		Sentiu de Sió, la		Seròs		Seu d'Urgell, la		Sidamon	
Counted	100%		100%		100%		100%		100%	
Votes cast	89	79,46%	317	83,64%	1.005	83,26%	6.690	75,85%	479	85,84%
Abstention	23	20,54%	62	16,36%	202	16,74%	2.130	24,15%	79	14,16%
Spoilt ballots	0	0%	1	0,32%	7	0,70%	25	0,37%	3	0,63%
Blank ballots	0	0%	1	0,32%	4	0,40%	36	0,54%	2	0,42%
Ballots for lists	89	100%	315	99,37%	994	98,91%	6.629	99,09%	474	98,96%
Lists										
JUNTSxCAT	39	43,82%	112	35,44%	362	36,27%	1.867	28,01%	186	39,08%
ERC-CatSí	22	24,72%	94	29,75%	341	34,17%	1.677	25,16%	108	22,69%
C's	3	3,37%	42	13,29%	136	13,63%	1.315	19,73%	67	14,08%
PSC	6	6,74%	18	5,70%	58	5,81%	784	11,76%	42	8,82%
CUP	6	6,74%	20	6,33%	30	3,01%	362	5,43%	26	5,46%
PP	1	1,12%	14	4,43%	32	3,21%	301	4,52%	21	4,41%
CatComú-Podem	12	13,48%	12	3,80%	28	2,81%	267	4,01%	20	4,20%
PACMA	0	0%	0	0%	5	0,50%	41	0,62%	2	0,42%
PU M+J	0	0%	3	0,95%	2	0,20%	9	0,14%	1	0,21%
RECORTES CERO-GRUPO VERDE	0	0%	0	0%	0	0%	6	0,09%	1	0,21%
DI ÀLEG (C. RETIRADA)	0	0%	0	0%	0	0%	0	0%	0	0%
	Soleràs, el		Solsona		Soriguera		Sort		Soses	
Counted	100%		100%		100%		100%		100%	
Votes cast	214	83,92%	5.187	81,98%	262	80,86%	1.271	82,69%	918	83,38%
Abstention	41	16,08%	1.140	18,02%	62	19,14%	266	17,31%	183	16,62%
Spoilt ballots	0	0%	17	0,33%	2	0,76%	11	0,87%	8	0,87%
Blank ballots	2	0,93%	32	0,62%	1	0,38%	13	1,02%	3	0,33%
Ballots for lists	212	99,07%	5.138	99,06%	259	98,85%	1.247	98,11%	907	98,80%
Lists										
JUNTSxCAT	102	47,66%	1.804	34,89%	68	26,15%	418	33,17%	442	48,57%
ERC-CatSí	79	36,92%	1.644	31,80%	76	29,23%	386	30,63%	233	25,60%
C's	11	5,14%	650	12,57%	15	5,77%	131	10,40%	94	10,33%
PSC	4	1,87%	342	6,62%	16	6,15%	93	7,38%	79	8,68%
CUP	8	3,74%	342	6,62%	69	26,54%	135	10,71%	16	1,76%
PP	1	0,47%	147	2,84%	3	1,15%	37	2,94%	23	2,53%
CatComú-Podem	7	3,27%	169	3,27%	10	3,85%	37	2,94%	17	1,87%
PACMA	0	0%	17	0,33%	0	0%	5	0,40%	2	0,22%
PU M+J	0	0%	16	0,31%	0	0%	3	0,24%	1	0,11%
RECORTES CERO-GRUPO VERDE	0	0%	7	0,14%	2	0,77%	2	0,16%	0	0%
DI ÀLEG (C. RETIRADA)	0	0%	0	0%	0	0%	0	0%	0	0%
	Sudanell		Sunyer		Talarn		Talavera		Tàrraga	
Counted	100%		100%		100%		100%		100%	
Votes cast	555	81,86%	205	88,74%	280	79,10%	194	90,65%	8.614	80,04%
Abstention	123	18,14%	26	11,26%	74	20,90%	20	9,35%	2.148	19,96%
Spoilt ballots	2	0,36%	0	0%	1	0,36%	0	0%	29	0,34%
Blank ballots	1	0,18%	1	0,49%	1	0,36%	2	1,03%	68	0,79%
Ballots for lists	552	99,46%	204	99,51%	278	99,29%	192	98,97%	8.517	98,87%
Lists										
JUNTSxCAT	195	35,26%	101	49,27%	67	24,01%	87	44,85%	3.251	37,87%
ERC-CatSí	185	33,45%	38	18,54%	76	27,24%	45	23,20%	2.267	26,41%
C's	62	11,21%	22	10,73%	67	24,01%	23	11,86%	1.198	13,95%
PSC	27	4,88%	12	5,85%	32	11,47%	10	5,15%	649	7,56%
CUP	47	8,50%	18	8,78%	19	6,81%	12	6,19%	508	5,92%
PP	20	3,62%	8	3,90%	8	2,87%	11	5,67%	258	3,01%
CatComú-Podem	15	2,71%	5	2,44%	7	2,51%	4	2,06%	337	3,93%
PACMA	0	0%	0	0%	2	0,72%	0	0%	36	0,42%
PU M+J	1	0,18%	0	0%	0	0%	0	0%	4	0,05%
RECORTES CERO-GRUPO VERDE	0	0%	0	0%	0	0%	0	0%	9	0,10%
DI ÀLEG (C. RETIRADA)	0	0%	0	0%	0	0%	0	0%	0	0%

## Municipalities of Lleida

	Tarrés		Tarroja de Segarra		Térmens		Tírvia		Tiurana	
Counted	100%		100%		100%		100%		100%	
Votes cast	71	92,21%	128	89,51%	868	85,86%	104	83,20%	54	76,06%
Abstention	6	7,79%	15	10,49%	143	14,14%	21	16,80%	17	23,94%
Spoilt ballots	0	0%	0	0%	5	0,58%	0	0%	0	0%
Blank ballots	0	0%	0	0%	1	0,12%	2	1,92%	0	0%
Ballots for lists	71	100%	128	100%	862	99,31%	102	98,08%	54	100%
Lists										
JUNTSxCAT	39	54,93%	41	32,03%	382	44,26%	40	38,46%	31	57,41%
ERC-CatSí	23	32,39%	40	31,25%	273	31,63%	36	34,62%	9	16,67%
C's	3	4,23%	12	9,38%	57	6,60%	3	2,88%	8	14,81%
PSC	2	2,82%	3	2,34%	41	4,75%	5	4,81%	0	0%
CUP	3	4,23%	21	16,41%	33	3,82%	12	11,54%	2	3,70%
PP	0	0%	8	6,25%	56	6,49%	4	3,85%	3	5,56%
CatComú-Podem	1	1,41%	3	2,34%	16	1,85%	0	0%	0	0%
PACMA	0	0%	0	0%	3	0,35%	2	1,92%	1	1,85%
PU M+J	0	0%	0	0%	1	0,12%	0	0%	0	0%
RECORTES CERO-GRUPO VERDE	0	0%	0	0%	0	0%	0	0%	0	0%
DIÀLEG (C. RETIRADA)	0	0%	0	0%	0	0%	0	0%	0	0%
	Torà		Torms, els		Tornabous		Torre de Cabdella, la		Torrebesses	
Counted	100%		100%		100%		100%		100%	
Votes cast	791	85,79%	110	89,43%	472	85,97%	546	84,26%	214	86,99%
Abstention	131	14,21%	13	10,57%	77	14,03%	102	15,74%	32	13,01%
Spoilt ballots	7	0,88%	1	0,91%	4	0,85%	6	1,10%	1	0,47%
Blank ballots	3	0,38%	0	0%	0	0%	2	0,37%	4	1,87%
Ballots for lists	781	98,74%	109	99,09%	468	99,15%	538	98,53%	209	97,66%
Lists										
JUNTSxCAT	368	46,94%	52	47,71%	205	43,80%	246	45,56%	90	42,25%
ERC-CatSí	226	28,83%	38	34,86%	162	34,62%	158	29,26%	63	29,58%
C's	51	6,51%	3	2,75%	40	8,55%	33	6,11%	18	8,45%
PSC	35	4,46%	3	2,75%	20	4,27%	36	6,67%	5	2,35%
CUP	65	8,29%	8	7,34%	21	4,49%	43	7,96%	17	7,98%
PP	19	2,42%	1	0,92%	16	3,42%	6	1,11%	2	0,94%
CatComú-Podem	16	2,04%	2	1,83%	3	0,64%	14	2,59%	14	6,57%
PACMA	0	0%	2	1,83%	1	0,21%	1	0,19%	0	0%
PU M+J	1	0,13%	0	0%	0	0%	1	0,19%	0	0%
RECORTES CERO-GRUPO VERDE	0	0%	0	0%	0	0%	0	0%	0	0%
DIÀLEG (C. RETIRADA)	0	0%	0	0%	0	0%	0	0%	0	0%
	Torrefarrera		Torrefeta i Florejacs		Torregrossa		Torrelameu		Torres de Segre	
Counted	100%		100%		100%		100%		100%	
Votes cast	2.609	84,35%	429	86,49%	1.305	83,65%	429	86,84%	1.133	83,99%
Abstention	484	15,65%	67	13,51%	255	16,35%	65	13,16%	216	16,01%
Spoilt ballots	5	0,19%	3	0,70%	11	0,84%	0	0%	5	0,44%
Blank ballots	14	0,54%	1	0,23%	7	0,54%	1	0,23%	2	0,18%
Ballots for lists	2.590	99,27%	425	99,07%	1.287	98,62%	428	99,77%	1.126	99,38%
Lists										
JUNTSxCAT	927	35,60%	170	39,91%	447	34,54%	149	34,73%	404	35,82%
ERC-CatSí	693	26,61%	129	30,28%	408	31,53%	176	41,03%	332	29,43%
C's	475	18,24%	44	10,33%	163	12,60%	40	9,32%	132	11,70%
PSC	205	7,87%	11	2,58%	121	9,35%	19	4,43%	107	9,49%
CUP	80	3,07%	40	9,39%	33	2,55%	15	3,50%	53	4,70%
PP	77	2,96%	15	3,52%	75	5,80%	16	3,73%	51	4,52%
CatComú-Podem	106	4,07%	15	3,52%	34	2,63%	10	2,33%	38	3,37%
PACMA	21	0,81%	0	0%	5	0,39%	2	0,47%	5	0,44%
PU M+J	3	0,12%	0	0%	1	0,08%	1	0,23%	3	0,27%
RECORTES CERO-GRUPO VERDE	3	0,12%	1	0,23%	0	0%	0	0%	1	0,09%
DIÀLEG (C. RETIRADA)	0	0%	0	0%	0	0%	0	0%	0	0%

## Municipalities of Lleida

	Torre-serona		Trepmp		Vall de Boí, la		Vall de Cardós		Vallbona de les Monges	
Counted	100%		100%		100%		100%		100%	
Votes cast	233	85,35%	3.274	77,07%	657	81,21%	245	83,05%	172	87,31%
Abstention	40	14,65%	974	22,93%	152	18,79%	50	16,95%	25	12,69%
Spoilt ballots	0	0%	12	0,37%	5	0,76%	0	0%	1	0,58%
Blank ballots	0	0%	20	0,61%	4	0,61%	2	0,82%	0	0%
Ballots for lists	233	100%	3.242	99,02%	648	98,63%	243	99,18%	171	99,42%
Lists										
JUNTSxCAT	79	33,91%	1.266	38,81%	228	34,97%	66	26,94%	87	50,88%
ERC-CatSí	71	30,47%	774	23,73%	245	37,58%	94	38,37%	41	23,98%
C's	33	14,16%	464	14,22%	29	4,45%	24	9,80%	16	9,36%
PSC	20	8,58%	281	8,61%	32	4,91%	16	6,53%	3	1,75%
CUP	7	3,00%	175	5,36%	69	10,58%	25	10,20%	14	8,19%
PP	10	4,29%	119	3,65%	6	0,92%	9	3,67%	3	1,75%
CatComú-Podem	12	5,15%	140	4,29%	34	5,21%	7	2,86%	7	4,09%
PACMA	1	0,43%	17	0,52%	3	0,46%	2	0,82%	0	0%
PU M+J	0	0%	1	0,03%	2	0,31%	0	0%	0	0%
RECORTES CERO-GRUPO VERDE	0	0%	5	0,15%	0	0%	0	0%	0	0%
DIÀLEG (C. RETIRADA)	0	0%	0	0%	0	0%	0	0%	0	0%
	Vallfogona de Balaguer		Valls d'Aguilar, les		Valls de Valira, les		Vansa i Fórnoles, la		Verdú	
Counted	100%		100%		100%		100%		100%	
Votes cast	1.186	85,88%	158	75,24%	383	64,37%	123	82,55%	576	82,40%
Abstention	195	14,12%	52	24,76%	212	35,63%	26	17,45%	123	17,60%
Spoilt ballots	4	0,34%	3	1,90%	1	0,26%	1	0,81%	6	1,04%
Blank ballots	5	0,42%	0	0%	3	0,78%	1	0,81%	3	0,52%
Ballots for lists	1.177	99,24%	155	98,10%	379	98,96%	121	98,37%	567	98,44%
Lists										
JUNTSxCAT	370	31,30%	62	40,00%	137	35,86%	55	45,08%	258	45,26%
ERC-CatSí	379	32,06%	57	36,77%	104	27,23%	35	28,69%	142	24,91%
C's	169	14,30%	9	5,81%	66	17,28%	6	4,92%	65	11,40%
PSC	104	8,80%	17	10,97%	22	5,76%	2	1,64%	30	5,26%
CUP	43	3,64%	4	2,58%	14	3,66%	17	13,93%	24	4,21%
PP	70	5,92%	1	0,65%	10	2,62%	2	1,64%	23	4,04%
CatComú-Podem	35	2,96%	4	2,58%	23	6,02%	4	3,28%	20	3,51%
PACMA	3	0,25%	0	0%	0	0%	0	0%	3	0,53%
PU M+J	3	0,25%	0	0%	1	0,26%	0	0%	2	0,35%
RECORTES CERO-GRUPO VERDE	1	0,08%	1	0,65%	2	0,52%	0	0%	0	0%
DIÀLEG (C. RETIRADA)	0	0%	0	0%	0	0%	0	0%	0	0%
	Vielha e Mijaran		Vilagrassa		Vilaller		Vilamòs		Vilanova de Bellpuig	
Counted	100%		100%		100%		100%		100%	
Votes cast	2.734	74,01%	309	86,80%	344	80,56%	91	70,54%	750	86,81%
Abstention	960	25,99%	47	13,20%	83	19,44%	38	29,46%	114	13,19%
Spoilt ballots	19	0,69%	0	0%	1	0,29%	0	0%	0	0%
Blank ballots	13	0,48%	0	0%	0	0%	0	0%	1	0,13%
Ballots for lists	2.702	98,83%	309	100%	343	99,71%	91	100%	749	99,87%
Lists										
JUNTSxCAT	387	14,25%	119	38,51%	79	23,03%	9	9,89%	395	52,67%
ERC-CatSí	369	13,59%	94	30,42%	91	26,53%	14	15,38%	208	27,73%
C's	885	32,60%	44	14,24%	59	17,20%	43	47,25%	25	3,33%
PSC	530	19,52%	18	5,83%	53	15,45%	15	16,48%	31	4,13%
CUP	72	2,65%	17	5,50%	23	6,71%	3	3,30%	53	7,07%
PP	224	8,25%	11	3,56%	9	2,62%	3	3,30%	24	3,20%
CatComú-Podem	199	7,33%	4	1,29%	26	7,58%	4	4,40%	13	1,73%
PACMA	23	0,85%	0	0%	2	0,58%	0	0%	0	0%
PU M+J	8	0,29%	2	0,65%	1	0,29%	0	0%	0	0%
RECORTES CERO-GRUPO VERDE	5	0,18%	0	0%	0	0%	0	0%	0	0%
DIÀLEG (C. RETIRADA)	0	0%	0	0%	0	0%	0	0%	0	0%

## Municipalities of Lleida

	Vilanova de la Barca		Vilanova de l'Aguda		Vilanova de Meià		Vilanova de Segrià		Vila-sana	
Counted	100%		100%		100%		100%		100%	
Votes cast	627	86,01%	153	86,44%	287	85,42%	580	83,09%	452	83,39%
Abstention	102	13,99%	24	13,56%	49	14,58%	118	16,91%	90	16,61%
Spoilt ballots	4	0,64%	0	0%	4	1,39%	1	0,17%	2	0,44%
Blank ballots	2	0,32%	2	1,31%	1	0,35%	1	0,17%	3	0,66%
Ballots for lists	621	99,04%	151	98,69%	282	98,26%	578	99,66%	447	98,89%
Lists										
JUNTSxCAT	242	38,84%	42	27,45%	105	37,10%	208	35,92%	206	45,78%
ERC-CatSí	156	25,04%	57	37,25%	110	38,87%	187	32,30%	119	26,44%
C's	73	11,72%	22	14,38%	11	3,89%	86	14,85%	44	9,78%
PSC	56	8,99%	6	3,92%	14	4,95%	26	4,49%	30	6,67%
CUP	23	3,69%	9	5,88%	20	7,07%	27	4,66%	17	3,78%
PP	34	5,46%	12	7,84%	17	6,01%	25	4,32%	14	3,11%
CatComú-Podem	31	4,98%	2	1,31%	5	1,77%	12	2,07%	15	3,33%
PACMA	4	0,64%	0	0%	0	0%	4	0,69%	2	0,44%
PU M+J	1	0,16%	1	0,65%	0	0%	0	0%	0	0%
RECORTES CERO-GRUPO VERDE	1	0,16%	0	0%	0	0%	3	0,52%	0	0%
DIÀLEG (C. RETIRADA)	0	0%	0	0%	0	0%	0	0%	0	0%

	Vilosell, el		Vinaixa	
Counted	100%		100%	
Votes cast	127	84,67%	352	85,85%
Abstention	23	15,33%	58	14,15%
Spoilt ballots	0	0%	0	0%
Blank ballots	2	1,57%	3	0,85%
Ballots for lists	125	98,43%	349	99,15%
Lists				
JUNTSxCAT	51	40,16%	125	35,51%
ERC-CatSí	48	37,80%	110	31,25%
C's	9	7,09%	53	15,06%
PSC	4	3,15%	15	4,26%
CUP	7	5,51%	22	6,25%
PP	2	1,57%	7	1,99%
CatComú-Podem	4	3,15%	16	4,55%
PACMA	0	0%	0	0%
PU M+J	0	0%	1	0,28%
RECORTES CERO-GRUPO VERDE	0	0%	0	0%
DIÀLEG (C. RETIRADA)	0	0%	0	0%



## Municipalities of Tarragona

	Residents abroad		Aiguamúrcia		Albinyana		Albiol, l'		Alcanar	
Counted		100%		100%		100%		100%		100%
Votes cast	2.419	14,15%	552	80,94%	1.436	78,60%	270	80,60%	4.925	78,77%
Abstention	14.676	85,85%	130	19,06%	391	21,40%	65	19,40%	1.327	21,23%
Spoilt ballots	14	0,58%	3	0,54%	20	1,39%	0	0%	33	0,67%
Blank ballots	12	0,50%	0	0%	4	0,28%	0	0%	30	0,61%
Ballots for lists	2.393	98,93%	549	99,46%	1.412	98,33%	270	100%	4.862	98,72%
Lists										
C's	606	25,20%	82	14,94%	503	35,52%	69	25,56%	759	15,52%
ERC-CatSí	521	21,66%	158	28,78%	222	15,68%	65	24,07%	2.002	40,92%
JUNTSxCAT	539	22,41%	179	32,60%	227	16,03%	61	22,59%	975	19,93%
PSC	247	10,27%	42	7,65%	259	18,29%	33	12,22%	383	7,83%
CatComú-Podem	161	6,69%	37	6,74%	90	6,36%	15	5,56%	229	4,68%
PP	163	6,78%	15	2,73%	48	3,39%	8	2,96%	268	5,48%
CUP	128	5,32%	31	5,65%	38	2,68%	18	6,67%	228	4,66%
PACMA	16	0,67%	4	0,73%	21	1,48%	1	0,37%	15	0,31%
RECORTES CERO-GRUPO VERDE	12	0,50%	1	0,18%	4	0,28%	0	0%	3	0,06%
DIÀLEG (C. RETIRADA)	0	0%	0	0%	0	0%	0	0%	0	0%
	Alcover		Aldea, l'		Aldover		Aleixar, l'		Alfara de Carles	
Counted		100%		100%		100%		100%		100%
Votes cast	3.007	82,11%	2.203	76,49%	526	79,10%	545	86,23%	220	73,09%
Abstention	655	17,89%	677	23,51%	139	20,90%	87	13,77%	81	26,91%
Spoilt ballots	5	0,17%	22	1,00%	3	0,57%	0	0%	0	0%
Blank ballots	15	0,50%	27	1,23%	6	1,14%	2	0,37%	0	0%
Ballots for lists	2.987	99,33%	2.154	97,78%	517	98,29%	543	99,63%	220	100%
Lists										
C's	654	21,79%	335	15,36%	49	9,37%	98	17,98%	55	25,00%
ERC-CatSí	721	24,02%	860	39,43%	153	29,25%	164	30,09%	40	18,18%
JUNTSxCAT	871	29,01%	527	24,16%	169	32,31%	185	33,94%	77	35,00%
PSC	290	9,66%	198	9,08%	54	10,33%	25	4,59%	20	9,09%
CatComú-Podem	136	4,53%	92	4,22%	16	3,06%	20	3,67%	5	2,27%
PP	105	3,50%	96	4,40%	41	7,84%	13	2,39%	15	6,82%
CUP	185	6,16%	39	1,79%	33	6,31%	34	6,24%	8	3,64%
PACMA	23	0,77%	6	0,28%	2	0,38%	3	0,55%	0	0%
RECORTES CERO-GRUPO VERDE	2	0,07%	1	0,05%	0	0%	1	0,18%	0	0%
DIÀLEG (C. RETIRADA)	0	0%	0	0%	0	0%	0	0%	0	0%
	Alforja		Alió		Almóster		Altafulla		Ametlla de Mar, l'	
Counted		100%		100%		100%		100%		100%
Votes cast	1.119	81,86%	289	90,31%	956	89,51%	3.130	86,90%	3.459	79,48%
Abstention	248	18,14%	31	9,69%	112	10,49%	472	13,10%	893	20,52%
Spoilt ballots	5	0,45%	1	0,35%	3	0,31%	18	0,58%	8	0,23%
Blank ballots	7	0,63%	2	0,69%	2	0,21%	24	0,77%	15	0,43%
Ballots for lists	1.107	98,93%	286	98,96%	951	99,48%	3.088	98,66%	3.436	99,34%
Lists										
C's	183	16,43%	40	13,89%	154	16,16%	749	24,07%	564	16,34%
ERC-CatSí	332	29,80%	76	26,39%	263	27,60%	773	24,84%	1.270	36,80%
JUNTSxCAT	324	29,08%	106	36,81%	350	36,73%	694	22,30%	869	25,18%
PSC	92	8,26%	26	9,03%	54	5,67%	391	12,56%	277	8,03%
CatComú-Podem	53	4,76%	13	4,51%	31	3,25%	204	6,56%	153	4,43%
PP	19	1,71%	9	3,13%	26	2,73%	112	3,60%	139	4,03%
CUP	90	8,08%	15	5,21%	70	7,35%	137	4,40%	146	4,23%
PACMA	12	1,08%	0	0%	2	0,21%	23	0,74%	17	0,49%
RECORTES CERO-GRUPO VERDE	2	0,18%	1	0,35%	1	0,10%	5	0,16%	1	0,03%
DIÀLEG (C. RETIRADA)	0	0%	0	0%	0	0%	0	0%	0	0%



## Municipalities of Tarragona

	Ampolla, l'		Amposta		Arboç, l'		Arbolí		Argentera, l'	
Counted	100%		100%		100%		100%		100%	
Votes cast	1.734	81,37%	11.221	78,48%	2.821	82,41%	92	90,20%	110	91,67%
Abstention	397	18,63%	3.076	21,52%	602	17,59%	10	9,80%	10	8,33%
Spoilt ballots	9	0,52%	75	0,67%	19	0,67%	0	0%	0	0%
Blank ballots	4	0,23%	72	0,64%	9	0,32%	1	1,09%	1	0,91%
Ballots for lists	1.721	99,25%	11.074	98,69%	2.793	99,01%	91	98,91%	109	99,09%
Lists										
C's	295	17,10%	1.836	16,47%	788	28,12%	1	1,09%	0	0%
ERC-CatSí	471	27,30%	4.425	39,70%	478	17,06%	38	41,30%	41	37,27%
JUNTSxCAT	631	36,58%	2.442	21,91%	515	18,38%	37	40,22%	44	40,00%
PSC	126	7,30%	991	8,89%	557	19,88%	1	1,09%	4	3,64%
CatComú-Podem	61	3,54%	585	5,25%	181	6,46%	3	3,26%	2	1,82%
PP	66	3,83%	370	3,32%	102	3,64%	0	0%	2	1,82%
CUP	68	3,94%	374	3,36%	142	5,07%	11	11,96%	13	11,82%
PACMA	1	0,06%	32	0,29%	29	1,03%	0	0%	3	2,73%
RECORTES CERO-GRUPO VERDE	2	0,12%	19	0,17%	1	0,04%	0	0%	0	0%
DIÀLEG (C. RETIRADA)	0	0%	0	0%	0	0%	0	0%	0	0%

	Arnes		Ascó		Banyeres del Penedès		Barberà de la Conca		Batea	
Counted	100%		100%		100%		100%		100%	
Votes cast	339	84,96%	1.110	81,68%	1.911	85,39%	283	82,03%	1.217	83,59%
Abstention	60	15,04%	249	18,32%	327	14,61%	62	17,97%	239	16,41%
Spoilt ballots	6	1,77%	11	0,99%	8	0,42%	1	0,35%	11	0,90%
Blank ballots	0	0%	6	0,54%	9	0,47%	1	0,35%	13	1,07%
Ballots for lists	333	98,23%	1.093	98,47%	1.894	99,11%	281	99,29%	1.193	98,03%
Lists										
C's	30	9,01%	173	15,74%	617	32,42%	44	15,60%	236	19,57%
ERC-CatSí	103	30,93%	355	32,30%	338	17,76%	57	20,21%	372	30,85%
JUNTSxCAT	148	44,44%	336	30,57%	357	18,76%	121	42,91%	255	21,14%
PSC	11	3,30%	84	7,64%	314	16,50%	24	8,51%	140	11,61%
CatComú-Podem	20	6,01%	36	3,28%	129	6,78%	8	2,84%	57	4,73%
PP	10	3,00%	53	4,82%	43	2,26%	4	1,42%	98	8,13%
CUP	11	3,30%	47	4,28%	64	3,36%	22	7,80%	34	2,82%
PACMA	0	0%	7	0,64%	31	1,63%	1	0,35%	0	0%
RECORTES CERO-GRUPO VERDE	0	0%	2	0,18%	1	0,05%	0	0%	1	0,08%
DIÀLEG (C. RETIRADA)	0	0%	0	0%	0	0%	0	0%	0	0%

	Bellmunt del Priorat		Bellvei		Benifallet		Benissanet		Bisbal de Falset, la	
Counted	100%		100%		100%		100%		100%	
Votes cast	204	90,67%	1.259	79,99%	495	82,78%	676	87,56%	142	85,54%
Abstention	21	9,33%	315	20,01%	103	17,22%	96	12,44%	24	14,46%
Spoilt ballots	0	0%	13	1,03%	6	1,21%	3	0,44%	0	0%
Blank ballots	1	0,49%	5	0,40%	5	1,01%	3	0,44%	1	0,70%
Ballots for lists	203	99,51%	1.241	98,57%	484	97,78%	670	99,11%	141	99,30%
Lists										
C's	22	10,78%	423	33,95%	71	14,52%	59	8,77%	3	2,11%
ERC-CatSí	71	34,80%	250	20,06%	184	37,63%	285	42,35%	30	21,13%
JUNTSxCAT	55	26,96%	203	16,29%	90	18,40%	230	34,18%	90	63,38%
PSC	25	12,25%	176	14,13%	70	14,31%	27	4,01%	8	5,63%
CatComú-Podem	4	1,96%	74	5,94%	21	4,29%	12	1,78%	1	0,70%
PP	6	2,94%	54	4,33%	27	5,52%	35	5,20%	4	2,82%
CUP	20	9,80%	45	3,61%	20	4,09%	20	2,97%	4	2,82%
PACMA	0	0%	13	1,04%	0	0%	2	0,30%	1	0,70%
RECORTES CERO-GRUPO VERDE	0	0%	3	0,24%	1	0,20%	0	0%	0	0%
DIÀLEG (C. RETIRADA)	0	0%	0	0%	0	0%	0	0%	0	0%

## Municipalities of Tarragona

	Bisbal del Penedès, la		Blancafort		Bonastre		Borges del Camp, les		Bot	
Counted	100%		100%		100%		100%		100%	
Votes cast	2.114	77,63%	274	88,96%	382	81,97%	1.242	84,60%	426	84,69%
Abstention	609	22,37%	34	11,04%	84	18,03%	226	15,40%	77	15,31%
Spoilt ballots	25	1,18%	1	0,36%	4	1,05%	1	0,08%	2	0,47%
Blank ballots	11	0,52%	0	0%	3	0,79%	2	0,16%	2	0,47%
Ballots for lists	2.078	98,30%	273	99,64%	375	98,17%	1.239	99,76%	422	99,06%
Lists										
C's	593	28,39%	18	6,59%	74	19,58%	185	14,91%	49	11,56%
ERC-CatSí	411	19,67%	128	46,89%	104	27,51%	340	27,40%	123	29,01%
JUNTSxCAT	484	23,17%	84	30,77%	106	28,04%	510	41,10%	144	33,96%
PSC	260	12,45%	9	3,30%	35	9,26%	79	6,37%	50	11,79%
CatComú-Podem	105	5,03%	7	2,56%	19	5,03%	36	2,90%	20	4,72%
PP	65	3,11%	3	1,10%	6	1,59%	33	2,66%	16	3,77%
CUP	129	6,18%	23	8,42%	23	6,08%	52	4,19%	20	4,72%
PACMA	25	1,20%	1	0,37%	7	1,85%	3	0,24%	0	0%
RECORTES CERO-GRUPO VERDE	6	0,29%	0	0%	1	0,26%	1	0,08%	0	0%
DIÀLEG (C. RETIRADA)	0	0%	0	0%	0	0%	0	0%	0	0%
	Botarell		Bràfim		Cabacés		Cabra del Camp		Calafell	
Counted	100%		100%		100%		100%		100%	
Votes cast	655	84,73%	411	85,80%	210	90,13%	638	75,32%	12.955	75,40%
Abstention	118	15,27%	68	14,20%	23	9,87%	209	24,68%	4.227	24,60%
Spoilt ballots	2	0,31%	2	0,49%	0	0%	7	1,10%	108	0,83%
Blank ballots	4	0,61%	3	0,73%	6	2,86%	4	0,63%	56	0,43%
Ballots for lists	649	99,08%	406	98,78%	204	97,14%	627	98,28%	12.791	98,73%
Lists										
C's	113	17,30%	58	14,18%	17	8,10%	160	25,36%	4.080	31,76%
ERC-CatSí	194	29,71%	127	31,05%	63	30,00%	161	25,52%	2.563	19,95%
JUNTSxCAT	207	31,70%	144	35,21%	93	44,29%	163	25,83%	2.040	15,88%
PSC	54	8,27%	28	6,85%	6	2,86%	62	9,83%	1.951	15,19%
CatComú-Podem	30	4,59%	12	2,93%	6	2,86%	28	4,44%	888	6,91%
PP	13	1,99%	21	5,13%	6	2,86%	11	1,74%	689	5,36%
CUP	31	4,75%	13	3,18%	12	5,71%	34	5,39%	383	2,98%
PACMA	5	0,77%	3	0,73%	1	0,48%	8	1,27%	167	1,30%
RECORTES CERO-GRUPO VERDE	2	0,31%	0	0%	0	0%	0	0%	30	0,23%
DIÀLEG (C. RETIRADA)	0	0%	0	0%	0	0%	0	0%	0	0%
	Camarles		Cambrils		Canonja, la		Capafonts		Capçanes	
Counted	100%		100%		100%		100%		100%	
Votes cast	1.827	77,19%	17.266	80,07%	3.603	82,56%	79	88,76%	302	92,92%
Abstention	540	22,81%	4.297	19,93%	761	17,44%	10	11,24%	23	7,08%
Spoilt ballots	8	0,44%	76	0,44%	8	0,22%	0	0%	1	0,33%
Blank ballots	10	0,55%	58	0,34%	11	0,31%	0	0%	2	0,66%
Ballots for lists	1.809	99,01%	17.132	99,22%	3.584	99,47%	79	100%	299	99,01%
Lists										
C's	205	11,27%	6.095	35,46%	1.511	42,03%	9	11,39%	12	3,99%
ERC-CatSí	747	41,07%	3.489	20,30%	368	10,24%	30	37,97%	109	36,21%
JUNTSxCAT	523	28,75%	3.122	18,16%	346	9,62%	24	30,38%	107	35,55%
PSC	153	8,41%	1.981	11,52%	786	21,86%	3	3,80%	10	3,32%
CatComú-Podem	50	2,75%	944	5,49%	235	6,54%	2	2,53%	13	4,32%
PP	81	4,45%	800	4,65%	179	4,98%	0	0%	13	4,32%
CUP	44	2,42%	532	3,09%	96	2,67%	11	13,92%	34	11,30%
PACMA	5	0,27%	135	0,79%	54	1,50%	0	0%	1	0,33%
RECORTES CERO-GRUPO VERDE	1	0,05%	34	0,20%	9	0,25%	0	0%	0	0%
DIÀLEG (C. RETIRADA)	0	0%	0	0%	0	0%	0	0%	0	0%

## Municipalities of Tarragona

	Caseres		Castellvell del Camp		Catllar, el		Colldejou		Conesa	
Counted	100%		100%		100%		100%		100%	
Votes cast	167	79,90%	1.910	88,18%	2.659	83,72%	133	91,72%	83	89,23%
Abstention	42	20,10%	256	11,82%	517	16,28%	12	8,28%	10	10,75%
Spoilt ballots	0	0%	3	0,16%	7	0,26%	0	0%	0	0%
Blank ballots	1	0,60%	14	0,73%	13	0,49%	0	0%	4	4,82%
Ballots for lists	166	99,40%	1.893	99,11%	2.639	99,25%	133	100%	79	95,18%
Lists										
C's	33	19,76%	416	21,81%	802	30,24%	7	5,26%	5	6,02%
ERC-CatSí	49	29,34%	523	27,43%	580	21,87%	43	32,33%	27	32,53%
JUNTSxCAT	24	14,37%	600	31,46%	492	18,55%	61	45,86%	31	37,35%
PSC	25	14,97%	155	8,13%	344	12,97%	4	3,01%	2	2,41%
CatComú-Podem	9	5,39%	65	3,41%	182	6,86%	6	4,51%	4	4,82%
PP	21	12,57%	45	2,36%	68	2,56%	2	1,50%	0	0%
CUP	4	2,40%	78	4,09%	135	5,09%	10	7,52%	10	12,05%
PACMA	0	0%	9	0,47%	30	1,13%	0	0%	0	0%
RECORTES CERO-GRUPO VERDE	1	0,60%	2	0,10%	6	0,23%	0	0%	0	0%
DIÀLEG (C. RETIRADA)	0	0%	0	0%	0	0%	0	0%	0	0%
	Constantí		Corbera d'Ebre		Cornudella de Montsant		Creixell		Cunit	
Counted	100%		100%		100%		100%		100%	
Votes cast	3.184	76,14%	648	83,61%	656	89,99%	1.904	75,35%	6.575	75,55%
Abstention	998	23,86%	127	16,39%	73	10,01%	623	24,65%	2.128	24,45%
Spoilt ballots	17	0,53%	7	1,08%	1	0,15%	8	0,42%	89	1,35%
Blank ballots	23	0,72%	5	0,77%	1	0,15%	5	0,26%	17	0,26%
Ballots for lists	3.144	98,74%	636	98,15%	654	99,70%	1.891	99,32%	6.469	98,39%
Lists										
C's	1.195	37,73%	97	15,13%	40	6,11%	632	33,33%	2.392	36,88%
ERC-CatSí	570	18,00%	202	31,51%	268	40,92%	373	19,67%	1.088	16,77%
JUNTSxCAT	361	11,40%	161	25,12%	229	34,96%	318	16,77%	698	10,76%
PSC	579	18,28%	58	9,05%	21	3,21%	264	13,92%	1.169	18,02%
CatComú-Podem	157	4,96%	33	5,15%	18	2,75%	133	7,01%	538	8,29%
PP	177	5,59%	50	7,80%	11	1,68%	112	5,91%	317	4,89%
CUP	73	2,31%	26	4,06%	63	9,62%	42	2,22%	175	2,70%
PACMA	27	0,85%	8	1,25%	3	0,46%	16	0,84%	72	1,11%
RECORTES CERO-GRUPO VERDE	5	0,16%	1	0,16%	1	0,15%	1	0,05%	20	0,31%
DIÀLEG (C. RETIRADA)	0	0%	0	0%	0	0%	0	0%	0	0%
	Deltebre		Duesaigües		Espuga de Francolí, l'		Falset		Fatarella, la	
Counted	100%		100%		100%		100%		100%	
Votes cast	6.573	75,38%	170	90,91%	2.320	82,95%	1.693	85,72%	690	82,83%
Abstention	2.147	24,62%	17	9,09%	477	17,05%	282	14,28%	143	17,17%
Spoilt ballots	47	0,72%	1	0,59%	9	0,39%	4	0,24%	3	0,43%
Blank ballots	47	0,72%	1	0,59%	9	0,39%	8	0,47%	5	0,72%
Ballots for lists	6.479	98,57%	168	98,82%	2.302	99,22%	1.681	99,29%	682	98,84%
Lists										
C's	680	10,42%	13	7,69%	234	10,13%	151	8,94%	62	9,02%
ERC-CatSí	2.329	35,69%	52	30,77%	741	32,06%	547	32,39%	275	40,03%
JUNTSxCAT	2.274	34,85%	54	31,95%	898	38,86%	679	40,20%	210	30,57%
PSC	434	6,65%	11	6,51%	171	7,40%	141	8,35%	40	5,82%
CatComú-Podem	212	3,25%	8	4,73%	65	2,81%	38	2,25%	8	1,16%
PP	316	4,84%	6	3,55%	65	2,81%	28	1,66%	40	5,82%
CUP	210	3,22%	23	13,61%	117	5,06%	88	5,21%	46	6,70%
PACMA	14	0,21%	1	0,59%	10	0,43%	8	0,47%	0	0%
RECORTES CERO-GRUPO VERDE	10	0,15%	0	0%	1	0,04%	1	0,06%	1	0,15%
DIÀLEG (C. RETIRADA)	0	0%	0	0%	0	0%	0	0%	0	0%

## Municipalities of Tarragona

	Febró, la		Figuera, la		Figuerola del Camp		Flix		Forès	
Counted	100%		100%		100%		100%		100%	
Votes cast	32	84,21%	83	91,21%	223	90,28%	2.337	83,64%	36	83,72%
Abstention	6	15,79%	8	8,79%	24	9,72%	457	16,36%	7	16,28%
Spoilt ballots	0	0%	0	0%	1	0,45%	10	0,43%	2	5,56%
Blank ballots	0	0%	0	0%	0	0%	9	0,39%	0	0%
Ballots for lists	32	100%	83	100%	222	99,55%	2.318	99,19%	34	94,44%
Lists										
C's	1	3,13%	9	10,84%	13	5,86%	214	9,20%	3	8,82%
ERC-CatSí	10	31,25%	32	38,55%	75	33,78%	846	36,36%	5	14,71%
JUNTSxCAT	15	46,88%	31	37,35%	101	45,50%	705	30,30%	21	61,76%
PSC	2	6,25%	1	1,20%	13	5,86%	201	8,64%	2	5,88%
CatComú-Podem	1	3,13%	4	4,82%	2	0,90%	98	4,21%	0	0%
PP	0	0%	0	0%	3	1,35%	72	3,09%	2	5,88%
CUP	3	9,38%	6	7,23%	15	6,76%	180	7,74%	1	2,94%
PACMA	0	0%	0	0%	0	0%	2	0,09%	0	0%
RECORTES CERO-GRUPO VERDE	0	0%	0	0%	0	0%	0	0%	0	0%
DIÀLEG (C. RETIRADA)	0	0%	0	0%	0	0%	0	0%	0	0%

	Freginals		Galera, la		Gandesa		Garcia		Garidells, els	
Counted	100%		100%		100%		100%		100%	
Votes cast	237	88,43%	417	77,22%	1.677	83,35%	319	83,51%	139	87,97%
Abstention	31	11,57%	123	22,78%	335	16,65%	63	16,49%	19	12,03%
Spoilt ballots	0	0%	3	0,72%	5	0,30%	5	1,57%	0	0%
Blank ballots	8	3,38%	1	0,24%	14	0,83%	2	0,63%	3	2,16%
Ballots for lists	229	96,62%	413	99,04%	1.658	98,87%	312	97,81%	136	97,84%
Lists										
C's	38	16,03%	75	18,12%	250	14,95%	21	6,69%	13	9,35%
ERC-CatSí	57	24,05%	110	26,57%	498	29,78%	117	37,26%	47	33,81%
JUNTSxCAT	63	26,58%	117	28,26%	581	34,75%	121	38,54%	45	32,37%
PSC	34	14,35%	33	7,97%	126	7,54%	17	5,41%	10	7,19%
CatComú-Podem	13	5,49%	17	4,11%	52	3,11%	13	4,14%	11	7,91%
PP	14	5,91%	39	9,42%	77	4,61%	10	3,18%	1	0,72%
CUP	8	3,38%	22	5,31%	71	4,25%	13	4,14%	8	5,76%
PACMA	2	0,84%	0	0%	1	0,06%	0	0%	0	0%
RECORTES CERO-GRUPO VERDE	0	0%	0	0%	2	0,12%	0	0%	1	0,72%
DIÀLEG (C. RETIRADA)	0	0%	0	0%	0	0%	0	0%	0	0%

	Ginestar		Godall		Gratallops		Guiamets, els		Horta de Sant Joan	
Counted	100%		100%		100%		100%		100%	
Votes cast	479	88,54%	388	77,91%	158	87,78%	214	86,99%	778	86,64%
Abstention	62	11,46%	110	22,09%	22	12,22%	32	13,01%	120	13,36%
Spoilt ballots	1	0,21%	1	0,26%	0	0%	0	0%	8	1,03%
Blank ballots	2	0,42%	5	1,29%	2	1,27%	0	0%	6	0,77%
Ballots for lists	476	99,37%	382	98,45%	156	98,73%	214	100%	764	98,20%
Lists										
C's	31	6,49%	79	20,41%	16	10,13%	13	6,07%	117	15,19%
ERC-CatSí	241	50,42%	104	26,87%	50	31,65%	85	39,72%	183	23,77%
JUNTSxCAT	141	29,50%	43	11,11%	47	29,75%	53	24,77%	269	34,94%
PSC	23	4,81%	82	21,19%	12	7,59%	15	7,01%	54	7,01%
CatComú-Podem	17	3,56%	12	3,10%	6	3,80%	4	1,87%	32	4,16%
PP	7	1,46%	47	12,14%	4	2,53%	4	1,87%	54	7,01%
CUP	16	3,35%	15	3,88%	20	12,66%	38	17,76%	54	7,01%
PACMA	0	0%	0	0%	1	0,63%	1	0,47%	1	0,13%
RECORTES CERO-GRUPO VERDE	0	0%	0	0%	0	0%	1	0,47%	0	0%
DIÀLEG (C. RETIRADA)	0	0%	0	0%	0	0%	0	0%	0	0%

## Municipalities of Tarragona

	Lloar, el		Llorac		Llorenç del Penedès		Marçà		Margalef	
Counted	100%		100%		100%		100%		100%	
Votes cast	80	79,21%	69	85,19%	1.473	84,17%	401	88,52%	70	85,37%
Abstention	21	20,79%	12	14,81%	277	15,83%	52	11,48%	12	14,63%
Spoilt ballots	0	0%	0	0%	6	0,41%	1	0,25%	1	1,43%
Blank ballots	0	0%	1	1,45%	6	0,41%	2	0,50%	0	0%
Ballots for lists	80	100%	68	98,55%	1.461	99,19%	398	99,25%	69	98,57%
Lists										
C's	15	18,75%	4	5,80%	246	16,77%	30	7,50%	6	8,70%
ERC-CatSí	29	36,25%	12	17,39%	395	26,93%	150	37,50%	16	23,19%
JUNTSxCAT	24	30,00%	40	57,97%	488	33,27%	129	32,25%	33	47,83%
PSC	4	5,00%	2	2,90%	116	7,91%	26	6,50%	4	5,80%
CatComú-Podem	0	0%	2	2,90%	76	5,18%	11	2,75%	5	7,25%
PP	5	6,25%	0	0%	34	2,32%	8	2,00%	0	0%
CUP	3	3,75%	6	8,70%	92	6,27%	38	9,50%	5	7,25%
PACMA	0	0%	2	2,90%	11	0,75%	4	1,00%	0	0%
RECORTES CERO-GRUPO VERDE	0	0%	0	0%	3	0,20%	2	0,50%	0	0%
DIÀLEG (C. RETIRADA)	0	0%	0	0%	0	0%	0	0%	0	0%

	Mas de Barberans		Masdenverge		Masllorenç		Masó, la		Maspujols	
Counted	100%		100%		100%		100%		100%	
Votes cast	352	77,53%	688	82,00%	299	85,19%	208	90,83%	537	88,61%
Abstention	102	22,47%	151	18,00%	52	14,81%	21	9,17%	69	11,39%
Spoilt ballots	1	0,28%	8	1,16%	1	0,33%	0	0%	2	0,37%
Blank ballots	4	1,14%	4	0,58%	1	0,33%	1	0,48%	3	0,56%
Ballots for lists	347	98,58%	676	98,26%	297	99,33%	207	99,52%	532	99,07%
Lists										
C's	60	17,09%	129	18,97%	32	10,74%	39	18,75%	81	15,14%
ERC-CatSí	97	27,64%	195	28,68%	84	28,19%	60	28,85%	167	31,21%
JUNTSxCAT	38	10,83%	227	33,38%	126	42,28%	75	36,06%	177	33,08%
PSC	94	26,78%	59	8,68%	22	7,38%	8	3,85%	40	7,48%
CatComú-Podem	8	2,28%	18	2,65%	12	4,03%	5	2,40%	16	2,99%
PP	40	11,40%	28	4,12%	8	2,68%	1	0,48%	6	1,12%
CUP	10	2,85%	19	2,79%	11	3,69%	19	9,13%	39	7,29%
PACMA	0	0%	1	0,15%	1	0,34%	0	0%	5	0,93%
RECORTES CERO-GRUPO VERDE	0	0%	0	0%	1	0,34%	0	0%	1	0,19%
DIÀLEG (C. RETIRADA)	0	0%	0	0%	0	0%	0	0%	0	0%

	Masroig, el		Milà, el		Miravet		Molar, el		Montblanc	
Counted	100%		100%		100%		100%		100%	
Votes cast	324	89,75%	130	90,28%	454	86,97%	203	88,65%	4.427	84,05%
Abstention	37	10,25%	14	9,72%	68	13,03%	26	11,35%	840	15,95%
Spoilt ballots	0	0%	0	0%	1	0,22%	1	0,49%	24	0,54%
Blank ballots	1	0,31%	0	0%	3	0,66%	2	0,99%	26	0,59%
Ballots for lists	323	99,69%	130	100%	450	99,12%	200	98,52%	4.377	98,87%
Lists										
C's	17	5,25%	29	22,31%	30	6,62%	12	5,94%	556	12,63%
ERC-CatSí	95	29,32%	26	20,00%	230	50,77%	80	39,60%	1.327	30,14%
JUNTSxCAT	136	41,98%	48	36,92%	107	23,62%	67	33,17%	1.562	35,48%
PSC	29	8,95%	4	3,08%	38	8,39%	18	8,91%	368	8,36%
CatComú-Podem	7	2,16%	9	6,92%	14	3,09%	2	0,99%	170	3,86%
PP	15	4,63%	13	10,00%	8	1,77%	6	2,97%	111	2,52%
CUP	24	7,41%	1	0,77%	21	4,64%	14	6,93%	249	5,66%
PACMA	0	0%	0	0%	0	0%	0	0%	32	0,73%
RECORTES CERO-GRUPO VERDE	0	0%	0	0%	2	0,44%	1	0,50%	2	0,05%
DIÀLEG (C. RETIRADA)	0	0%	0	0%	0	0%	0	0%	0	0%

## Municipalities of Tarragona

	Montbríó del Camp	Montferri	Montmell, el	Mont-ral	Mont roig del Camp
Counted	100%	100%	100%	100%	100%
Votes cast	1.687 83,35%	225 77,59%	797 72,59%	104 78,79%	5.422 76,58%
Abstention	337 16,65%	65 22,41%	301 27,41%	28 21,21%	1.658 23,42%
Spoilt ballots	5 0,30%	1 0,44%	2 0,25%	0 0%	24 0,44%
Blank ballots	6 0,36%	0 0%	3 0,38%	1 0,96%	21 0,39%
Ballots for lists	1.676 99,35%	224 99,56%	792 99,37%	103 99,04%	5.377 99,17%
Lists					
C's	329 19,56%	56 25,00%	309 38,87%	5 4,81%	1.977 36,62%
ERC-CatSí	533 31,69%	47 20,98%	147 18,49%	37 35,58%	1.013 18,77%
JUNTSxCAT	498 29,61%	48 21,43%	83 10,44%	24 23,08%	1.055 19,54%
PSC	89 5,29%	30 13,39%	128 16,10%	6 5,77%	604 11,19%
CatComú-Podem	63 3,75%	19 8,48%	47 5,91%	8 7,69%	271 5,02%
PP	48 2,85%	5 2,23%	44 5,53%	3 2,88%	284 5,26%
CUP	94 5,59%	15 6,70%	27 3,40%	18 17,31%	119 2,20%
PACMA	19 1,13%	4 1,79%	7 0,88%	2 1,92%	47 0,87%
RECORTES CERO-GRUPO VERDE	3 0,18%	0 0%	0 0%	0 0%	7 0,13%
DIÀLEG (C. RETIRADA)	0 0%	0 0%	0 0%	0 0%	0 0%

	Móra d'Ebre	Móra la Nova	Morell, el	Morera de Montsant, la	Nou de Gaià, la
Counted	100%	100%	100%	100%	100%
Votes cast	3.150 80,73%	1.733 81,21%	2.146 84,59%	90 90,00%	344 89,12%
Abstention	752 19,27%	401 18,79%	391 15,41%	10 10,00%	42 10,88%
Spoilt ballots	22 0,70%	16 0,92%	3 0,14%	0 0%	1 0,29%
Blank ballots	25 0,79%	8 0,46%	9 0,42%	0 0%	5 1,45%
Ballots for lists	3.103 98,51%	1.709 98,62%	2.134 99,44%	90 100%	338 98,26%
Lists					
C's	477 15,25%	251 14,62%	647 30,19%	5 5,56%	28 8,16%
ERC-CatSí	904 28,90%	617 35,93%	489 22,82%	31 34,44%	90 26,24%
JUNTSxCAT	1.016 32,48%	499 29,06%	508 23,71%	36 40,00%	145 42,27%
PSC	323 10,33%	172 10,02%	195 9,10%	7 7,78%	26 7,58%
CatComú-Podem	108 3,45%	68 3,96%	108 5,04%	2 2,22%	12 3,50%
PP	116 3,71%	40 2,33%	66 3,08%	1 1,11%	14 4,08%
CUP	130 4,16%	54 3,15%	84 3,92%	8 8,89%	18 5,25%
PACMA	24 0,77%	8 0,47%	34 1,59%	0 0%	5 1,46%
RECORTES CERO-GRUPO VERDE	5 0,16%	0 0%	3 0,14%	0 0%	0 0%
DIÀLEG (C. RETIRADA)	0 0%	0 0%	0 0%	0 0%	0 0%

	Nulles	Pallaresos, els	Palma d'Ebre, la	Passanant i Belltall	Paüls
Counted	100%	100%	100%	100%	100%
Votes cast	302 87,54%	2.899 86,00%	255 84,72%	113 84,33%	399 84,36%
Abstention	43 12,46%	472 14,00%	46 15,28%	21 15,67%	74 15,64%
Spoilt ballots	3 0,99%	8 0,28%	0 0%	1 0,88%	5 1,25%
Blank ballots	2 0,66%	12 0,41%	0 0%	0 0%	3 0,75%
Ballots for lists	297 98,34%	2.879 99,31%	255 100%	112 99,12%	391 97,99%
Lists					
C's	48 16,05%	919 31,79%	14 5,49%	5 4,46%	17 4,31%
ERC-CatSí	52 17,39%	595 20,58%	65 25,49%	25 22,32%	161 40,86%
JUNTSxCAT	140 46,82%	469 16,22%	139 54,51%	55 49,11%	116 29,44%
PSC	13 4,35%	401 13,87%	17 6,67%	10 8,93%	58 14,72%
CatComú-Podem	12 4,01%	245 8,47%	3 1,18%	3 2,68%	17 4,31%
PP	6 2,01%	106 3,67%	4 1,57%	1 0,89%	11 2,79%
CUP	23 7,69%	104 3,60%	13 5,10%	13 11,61%	10 2,54%
PACMA	3 1,00%	32 1,11%	0 0%	0 0%	1 0,25%
RECORTES CERO-GRUPO VERDE	0 0%	8 0,28%	0 0%	0 0%	0 0%
DIÀLEG (C. RETIRADA)	0 0%	0 0%	0 0%	0 0%	0 0%

## Municipalities of Tarragona

	Perafort		Perelló, el		Piles, les		Pinell de Brai, el		Pira	
Counted	100%		100%		100%		100%		100%	
Votes cast	773	85,89%	1.515	85,59%	144	89,44%	684	85,18%	335	87,47%
Abstention	127	14,11%	255	14,41%	17	10,56%	119	14,82%	48	12,53%
Spoilt ballots	1	0,13%	14	0,92%	1	0,69%	5	0,73%	3	0,90%
Blank ballots	6	0,78%	7	0,46%	1	0,69%	7	1,02%	0	0%
Ballots for lists	766	99,09%	1.494	98,61%	142	98,61%	672	98,25%	332	99,10%
Lists										
C's	268	34,72%	118	7,86%	3	2,10%	65	9,57%	37	11,14%
ERC-CatSí	189	24,48%	651	43,37%	41	28,67%	242	35,64%	150	45,18%
JUNTSxCAT	150	19,43%	478	31,85%	70	48,95%	164	24,15%	81	24,40%
PSC	79	10,23%	95	6,33%	4	2,80%	53	7,81%	26	7,83%
CatComú-Podem	35	4,53%	50	3,33%	5	3,50%	42	6,19%	14	4,22%
PP	20	2,59%	22	1,47%	3	2,10%	43	6,33%	4	1,20%
CUP	14	1,81%	71	4,73%	16	11,19%	61	8,98%	17	5,12%
PACMA	9	1,17%	8	0,53%	0	0%	2	0,29%	3	0,90%
RECORTES CERO-GRUPO VERDE	2	0,26%	1	0,07%	0	0%	0	0%	0	0%
DIÀLEG (C. RETIRADA)	0	0%	0	0%	0	0%	0	0%	0	0%

	Pla de Santa Maria, el		Pobla de Mafumet, la		Pobla de Massaluça, la		Pobla de Montornès, la		Poboleda	
Counted	100%		100%		100%		100%		100%	
Votes cast	1.503	84,92%	2.070	78,56%	213	81,30%	1.602	77,24%	230	86,79%
Abstention	267	15,08%	565	21,44%	49	18,70%	472	22,76%	35	13,21%
Spoilt ballots	13	0,86%	6	0,29%	5	2,35%	14	0,87%	1	0,43%
Blank ballots	5	0,33%	12	0,58%	1	0,47%	10	0,62%	2	0,87%
Ballots for lists	1.485	98,80%	2.052	99,13%	207	97,18%	1.578	98,50%	227	98,70%
Lists										
C's	303	20,34%	867	42,01%	28	13,46%	522	32,87%	8	3,49%
ERC-CatSí	357	23,96%	373	18,07%	49	23,56%	376	23,68%	71	31,00%
JUNTSxCAT	541	36,31%	283	13,71%	90	43,27%	240	15,11%	98	42,79%
PSC	92	6,17%	240	11,63%	22	10,58%	188	11,84%	13	5,68%
CatComú-Podem	61	4,09%	141	6,83%	6	2,88%	110	6,93%	3	1,31%
PP	44	2,95%	73	3,54%	4	1,92%	67	4,22%	2	0,87%
CUP	75	5,03%	44	2,13%	8	3,85%	51	3,21%	32	13,97%
PACMA	12	0,81%	27	1,31%	0	0%	19	1,20%	0	0%
RECORTES CERO-GRUPO VERDE	0	0%	4	0,19%	0	0%	5	0,31%	0	0%
DIÀLEG (C. RETIRADA)	0	0%	0	0%	0	0%	0	0%	0	0%

	Pont d'Armentera, el		Pontils		Porrera		Pradell de la Teixeta		Prades	
Counted	100%		100%		100%		100%		100%	
Votes cast	333	84,09%	86	85,15%	320	84,88%	116	86,57%	397	86,49%
Abstention	63	15,91%	15	14,85%	57	15,12%	18	13,43%	62	13,51%
Spoilt ballots	3	0,90%	1	1,16%	0	0%	0	0%	0	0%
Blank ballots	2	0,60%	1	1,16%	1	0,31%	1	0,86%	2	0,50%
Ballots for lists	328	98,50%	84	97,67%	319	99,69%	115	99,14%	395	99,50%
Lists										
C's	58	17,58%	13	15,29%	7	2,19%	7	6,03%	19	4,79%
ERC-CatSí	78	23,64%	25	29,41%	144	45,00%	27	23,28%	137	34,51%
JUNTSxCAT	135	40,91%	28	32,94%	98	30,63%	65	56,03%	169	42,57%
PSC	21	6,36%	11	12,94%	14	4,38%	6	5,17%	37	9,32%
CatComú-Podem	12	3,64%	2	2,35%	15	4,69%	2	1,72%	8	2,02%
PP	8	2,42%	2	2,35%	1	0,31%	0	0%	4	1,01%
CUP	15	4,55%	3	3,53%	39	12,19%	8	6,90%	19	4,79%
PACMA	1	0,30%	0	0%	0	0%	0	0%	1	0,25%
RECORTES CERO-GRUPO VERDE	0	0%	0	0%	1	0,31%	0	0%	1	0,25%
DIÀLEG (C. RETIRADA)	0	0%	0	0%	0	0%	0	0%	0	0%



## Municipalities of Tarragona

	Prat de Comte		Pratdip		Puigpelat		Querol		Rasquera	
Counted	100%		100%		100%		100%		100%	
Votes cast	127	88,81%	358	86,68%	694	83,51%	330	76,92%	505	84,59%
Abstention	16	11,19%	55	13,32%	137	16,49%	99	23,08%	92	15,41%
Spoilt ballots	1	0,79%	0	0%	1	0,14%	8	2,42%	0	0%
Blank ballots	0	0%	0	0%	7	1,01%	0	0%	4	0,79%
Ballots for lists	126	99,21%	358	100%	686	98,85%	322	97,58%	501	99,21%
Lists										
C's	14	11,11%	44	12,29%	174	25,11%	96	29,81%	20	3,96%
ERC-CatSí	34	26,98%	127	35,47%	165	23,81%	63	19,57%	243	48,12%
JUNTSxCAT	45	35,71%	126	35,20%	185	26,70%	63	19,57%	167	33,07%
PSC	7	5,56%	26	7,26%	65	9,38%	45	13,98%	27	5,35%
CatComú-Podem	4	3,17%	12	3,35%	26	3,75%	22	6,83%	15	2,97%
PP	14	11,11%	6	1,68%	22	3,17%	15	4,66%	3	0,59%
CUP	8	6,35%	16	4,47%	35	5,05%	16	4,97%	26	5,15%
PACMA	0	0%	1	0,28%	13	1,88%	1	0,31%	0	0%
RECORTES CERO-GRUPO VERDE	0	0%	0	0%	1	0,14%	1	0,31%	0	0%
DIÀLEG (C. RETIRADA)	0	0%	0	0%	0	0%	0	0%	0	0%

	Renau		Reus		Riba, la		Riba-roja d'Ebre		Riera de Gaià, la	
Counted	100%		100%		100%		100%		100%	
Votes cast	92	85,98%	56.896	80,73%	398	84,50%	755	82,88%	976	83,06%
Abstention	15	14,02%	13.577	19,27%	73	15,50%	156	17,12%	199	16,94%
Spoilt ballots	0	0%	255	0,45%	1	0,25%	3	0,40%	4	0,41%
Blank ballots	1	1,09%	255	0,45%	2	0,50%	3	0,40%	2	0,20%
Ballots for lists	91	98,91%	56.386	99,10%	395	99,25%	749	99,21%	970	99,39%
Lists										
C's	7	7,61%	18.405	32,49%	51	12,85%	90	11,97%	200	20,58%
ERC-CatSí	26	28,26%	11.202	19,78%	122	30,73%	259	34,44%	261	26,85%
JUNTSxCAT	21	22,83%	11.410	20,14%	136	34,26%	166	22,07%	281	28,91%
PSC	8	8,70%	6.700	11,83%	29	7,30%	103	13,70%	88	9,05%
CatComú-Podem	8	8,70%	2.736	4,83%	22	5,54%	44	5,85%	56	5,76%
PP	0	0%	2.836	5,01%	19	4,79%	41	5,45%	19	1,95%
CUP	21	22,83%	2.418	4,27%	15	3,78%	38	5,05%	54	5,56%
PACMA	0	0%	559	0,99%	1	0,25%	7	0,93%	11	1,13%
RECORTES CERO-GRUPO VERDE	0	0%	120	0,21%	0	0%	1	0,13%	0	0%
DIÀLEG (C. RETIRADA)	0	0%	0	0%	0	0%	0	0%	0	0%

	Riudecanyes		Riudecols		Riudoms		Rocafort de Queralt		Roda de Berà	
Counted	100%		100%		100%		100%		100%	
Votes cast	633	85,43%	788	85,65%	3.852	83,89%	163	87,63%	3.649	77,54%
Abstention	108	14,57%	132	14,35%	740	16,11%	23	12,37%	1.057	22,46%
Spoilt ballots	1	0,16%	5	0,63%	16	0,42%	0	0%	26	0,71%
Blank ballots	4	0,63%	8	1,02%	16	0,42%	1	0,61%	15	0,41%
Ballots for lists	628	99,21%	775	98,35%	3.820	99,17%	162	99,39%	3.608	98,88%
Lists										
C's	87	13,77%	137	17,50%	845	22,03%	11	6,75%	1.366	37,70%
ERC-CatSí	208	32,91%	236	30,14%	851	22,18%	52	31,90%	611	16,86%
JUNTSxCAT	242	38,29%	202	25,80%	1.459	38,03%	73	44,79%	499	13,77%
PSC	25	3,96%	97	12,39%	234	6,10%	11	6,75%	585	16,15%
CatComú-Podem	21	3,32%	37	4,73%	123	3,21%	2	1,23%	252	6,96%
PP	8	1,27%	10	1,28%	113	2,95%	7	4,29%	196	5,41%
CUP	34	5,38%	50	6,39%	177	4,61%	6	3,68%	66	1,82%
PACMA	2	0,32%	4	0,51%	16	0,42%	0	0%	30	0,83%
RECORTES CERO-GRUPO VERDE	1	0,16%	2	0,26%	2	0,05%	0	0%	3	0,08%
DIÀLEG (C. RETIRADA)	0	0%	0	0%	0	0%	0	0%	0	0%

## Municipalities of Tarragona

	Rodonyà		Roquetes		Rourell, el		Salomó		Salou	
Counted	100%		100%		100%		100%		100%	
Votes cast	312	83,65%	4.380	78,68%	237	87,78%	295	85,76%	10.964	74,79%
Abstention	61	16,35%	1.187	21,32%	33	12,22%	49	14,24%	3.695	25,21%
Spoilt ballots	2	0,64%	23	0,53%	0	0%	0	0%	37	0,34%
Blank ballots	2	0,64%	36	0,82%	2	0,84%	1	0,34%	28	0,26%
Ballots for lists	308	98,72%	4.321	98,65%	235	99,16%	294	99,66%	10.899	99,41%
Lists										
C's	38	12,26%	775	17,79%	47	19,83%	37	12,54%	4.735	43,33%
ERC-CatSí	87	28,06%	1.507	34,59%	69	29,11%	66	22,37%	1.623	14,85%
JUNTSxCAT	118	38,06%	1.034	23,73%	58	24,47%	148	50,17%	1.488	13,62%
PSC	24	7,74%	395	9,07%	27	11,39%	14	4,75%	1.398	12,79%
CatComú-Podem	19	6,13%	205	4,71%	7	2,95%	7	2,37%	624	5,71%
PP	4	1,29%	189	4,34%	11	4,64%	7	2,37%	664	6,08%
CUP	14	4,52%	189	4,34%	13	5,49%	14	4,75%	219	2,00%
PACMA	4	1,29%	18	0,41%	3	1,27%	1	0,34%	126	1,15%
RECORTES CERO-GRUPO VERDE	0	0%	9	0,21%	0	0%	0	0%	22	0,20%
DIÀLEG (C. RETIRADA)	0	0%	0	0%	0	0%	0	0%	0	0%
	Sant Carles de la Ràpita		Sant Jaume dels Domenys		Sant Jaume d'Enveja		Santa Bàrbara		Santa Coloma de Queralt	
Counted	100%		100%		100%		100%		100%	
Votes cast	8.082	78,18%	1.547	82,59%	2.097	77,12%	2.074	77,88%	1.724	85,35%
Abstention	2.256	21,82%	326	17,41%	622	22,88%	589	22,12%	296	14,65%
Spoilt ballots	29	0,36%	22	1,42%	16	0,76%	24	1,16%	16	0,93%
Blank ballots	37	0,46%	6	0,39%	18	0,86%	19	0,92%	12	0,70%
Ballots for lists	8.016	99,18%	1.519	98,19%	2.063	98,38%	2.031	97,93%	1.696	98,38%
Lists										
C's	1.035	12,85%	426	27,93%	323	15,52%	408	19,90%	178	10,42%
ERC-CatSí	3.287	40,82%	381	24,98%	694	33,35%	539	26,29%	430	25,18%
JUNTSxCAT	2.044	25,38%	349	22,89%	463	22,25%	605	29,51%	818	47,89%
PSC	677	8,41%	173	11,34%	329	15,81%	180	8,78%	95	5,56%
CatComú-Podem	405	5,03%	82	5,38%	94	4,52%	87	4,24%	32	1,87%
PP	233	2,89%	33	2,16%	105	5,05%	138	6,73%	36	2,11%
CUP	308	3,82%	53	3,48%	49	2,35%	67	3,27%	95	5,56%
PACMA	22	0,27%	19	1,25%	4	0,19%	7	0,34%	9	0,53%
RECORTES CERO-GRUPO VERDE	5	0,06%	3	0,20%	2	0,10%	0	0%	3	0,18%
DIÀLEG (C. RETIRADA)	0	0%	0	0%	0	0%	0	0%	0	0%
	Santa Oliva		Sarral		Savallà del Comtat		Secuita, la		Selva del Camp, la	
Counted	100%		100%		100%		100%		100%	
Votes cast	1.969	81,91%	914	84,01%	49	89,09%	1.083	86,85%	3.566	85,95%
Abstention	435	18,09%	174	15,99%	6	10,91%	164	13,15%	583	14,05%
Spoilt ballots	11	0,56%	6	0,66%	0	0%	6	0,55%	16	0,45%
Blank ballots	13	0,66%	6	0,66%	1	2,04%	3	0,28%	10	0,28%
Ballots for lists	1.945	98,78%	902	98,69%	48	97,96%	1.074	99,17%	3.540	99,27%
Lists										
C's	731	37,33%	130	14,32%	2	4,08%	253	23,49%	631	17,77%
ERC-CatSí	361	18,44%	219	24,12%	11	22,45%	317	29,43%	909	25,61%
JUNTSxCAT	241	12,31%	394	43,39%	26	53,06%	263	24,42%	1.059	29,83%
PSC	315	16,09%	63	6,94%	6	12,24%	77	7,15%	391	11,01%
CatComú-Podem	135	6,89%	27	2,97%	2	4,08%	60	5,57%	157	4,42%
PP	82	4,19%	21	2,31%	0	0%	24	2,23%	103	2,90%
CUP	55	2,81%	43	4,74%	1	2,04%	72	6,69%	268	7,55%
PACMA	18	0,92%	5	0,55%	0	0%	8	0,74%	20	0,56%
RECORTES CERO-GRUPO VERDE	7	0,36%	0	0%	0	0%	0	0%	2	0,06%
DIÀLEG (C. RETIRADA)	0	0%	0	0%	0	0%	0	0%	0	0%

## Municipalities of Tarragona

	Senan		Sénia, la		Solivella		Tarragona		Tivenys	
Counted	100%		100%		100%		100%		100%	
Votes cast	37	88,10%	3.168	80,49%	459	89,30%	73.674	81,48%	539	79,62%
Abstention	5	11,90%	768	19,51%	55	10,70%	16.751	18,52%	138	20,38%
Spoilt ballots	0	0%	20	0,63%	6	1,31%	244	0,33%	1	0,19%
Blank ballots	1	2,70%	23	0,73%	4	0,87%	288	0,39%	9	1,67%
Ballots for lists	36	97,30%	3.125	98,64%	449	97,82%	73.142	99,28%	529	98,14%
Lists										
C's	2	5,41%	778	24,71%	23	5,08%	25.713	35,02%	89	16,54%
ERC-CatSí	12	32,43%	786	24,97%	150	33,11%	13.203	17,98%	163	30,30%
JUNTSxCAT	10	27,03%	486	15,44%	219	48,34%	11.058	15,06%	151	28,07%
PSC	2	5,41%	465	14,77%	9	1,99%	10.448	14,23%	81	15,06%
CatComú-Podem	2	5,41%	197	6,26%	4	0,88%	4.757	6,48%	16	2,97%
PP	0	0%	254	8,07%	21	4,64%	4.417	6,02%	13	2,42%
CUP	8	21,62%	136	4,32%	22	4,86%	2.586	3,52%	11	2,04%
PACMA	0	0%	18	0,57%	1	0,22%	778	1,06%	5	0,93%
RECORTES CERO-GRUPO VERDE	0	0%	5	0,16%	0	0%	182	0,25%	0	0%
DIÀLEG (C. RETIRADA)	0	0%	0	0%	0	0%	0	0%	0	0%

	Tivissa		Torre de Fontaubella, la		Torre de l'Espanyol, la		Torredembarra		Torroja del Priorat	
Counted	100%		100%		100%		100%		100%	
Votes cast	1.110	88,17%	106	91,38%	384	86,88%	8.568	78,69%	115	92,00%
Abstention	149	11,83%	10	8,62%	58	13,12%	2.320	21,31%	10	8,00%
Spoilt ballots	10	0,90%	0	0%	1	0,26%	58	0,68%	2	1,74%
Blank ballots	8	0,72%	2	1,89%	0	0%	38	0,44%	0	0%
Ballots for lists	1.092	98,38%	104	98,11%	383	99,74%	8.472	98,88%	113	98,26%
Lists										
C's	92	8,36%	15	14,15%	26	6,79%	2.568	30,18%	5	4,42%
ERC-CatSí	373	33,91%	34	32,08%	156	40,73%	1.890	22,21%	48	42,48%
JUNTSxCAT	371	33,73%	29	27,36%	140	36,55%	1.665	19,57%	35	30,97%
PSC	48	4,36%	2	1,89%	26	6,79%	1.073	12,61%	3	2,65%
CatComú-Podem	56	5,09%	4	3,77%	15	3,92%	512	6,02%	5	4,42%
PP	56	5,09%	3	2,83%	8	2,09%	323	3,80%	3	2,65%
CUP	91	8,27%	17	16,04%	11	2,87%	341	4,01%	14	12,39%
PACMA	3	0,27%	0	0%	1	0,26%	76	0,89%	0	0%
RECORTES CERO-GRUPO VERDE	2	0,18%	0	0%	0	0%	24	0,28%	0	0%
DIÀLEG (C. RETIRADA)	0	0%	0	0%	0	0%	0	0%	0	0%

	Tortosa		Ulldecona		Ulldemolins		Vallclara		Vallfogona de Riucorb	
Counted	100%		100%		100%		100%		100%	
Votes cast	17.580	77,07%	3.126	79,77%	316	90,80%	68	85,00%	74	96,10%
Abstention	5.229	22,93%	793	20,23%	32	9,20%	12	15,00%	3	3,90%
Spoilt ballots	95	0,54%	14	0,45%	1	0,32%	0	0%	0	0%
Blank ballots	112	0,64%	28	0,90%	1	0,32%	0	0%	0	0%
Ballots for lists	17.373	98,82%	3.084	98,66%	314	99,37%	68	100%	74	100%
Lists										
C's	3.048	17,43%	635	20,40%	14	4,44%	2	2,94%	2	2,70%
ERC-CatSí	5.142	29,41%	884	28,41%	99	31,43%	17	25,00%	14	18,92%
JUNTSxCAT	4.811	27,52%	704	22,62%	146	46,35%	40	58,82%	49	66,22%
PSC	1.803	10,31%	342	10,99%	15	4,76%	4	5,88%	5	6,76%
CatComú-Podem	953	5,45%	154	4,95%	5	1,59%	0	0%	0	0%
PP	732	4,19%	204	6,56%	12	3,81%	2	2,94%	2	2,70%
CUP	774	4,43%	142	4,56%	21	6,67%	3	4,41%	1	1,35%
PACMA	80	0,46%	14	0,45%	2	0,63%	0	0%	1	1,35%
RECORTES CERO-GRUPO VERDE	30	0,17%	5	0,16%	0	0%	0	0%	0	0%
DIÀLEG (C. RETIRADA)	0	0%	0	0%	0	0%	0	0%	0	0%

## Municipalities of Tarragona

	Vallmoll		Valls		Vandellòs i l'Hospitalet de l'Infant		Vendrell, el		Vespella de Gaià	
Counted	100%		100%		100%		100%		100%	
Votes cast	1.083	83,37%	13.864	81,05%	3.658	83,67%	19.759	77,12%	241	76,75%
Abstention	216	16,63%	3.241	18,95%	714	16,33%	5.863	22,88%	73	23,25%
Spoilt ballots	17	1,57%	59	0,43%	13	0,36%	137	0,69%	1	0,41%
Blank ballots	7	0,65%	48	0,35%	13	0,36%	78	0,39%	3	1,24%
Ballots for lists	1.059	97,78%	13.757	99,23%	3.632	99,29%	19.544	98,91%	237	98,34%
Lists										
C's	290	27,20%	2.785	20,17%	1.130	31,00%	6.571	33,49%	71	29,58%
ERC-CatSí	251	23,55%	3.406	24,67%	793	21,76%	3.855	19,65%	41	17,08%
JUNTSxCAT	241	22,61%	4.153	30,08%	734	20,14%	3.189	16,25%	40	16,67%
PSC	141	13,23%	1.447	10,48%	502	13,77%	2.800	14,27%	37	15,42%
CatComú-Podem	44	4,13%	583	4,22%	203	5,57%	1.351	6,89%	20	8,33%
PP	36	3,38%	506	3,67%	149	4,09%	843	4,30%	20	8,33%
CUP	46	4,32%	753	5,45%	91	2,50%	670	3,41%	6	2,50%
PACMA	10	0,94%	100	0,72%	22	0,60%	221	1,13%	2	0,83%
RECORTES CERO-GRUPO VERDE	0	0%	24	0,17%	8	0,22%	44	0,22%	0	0%
DIÀLEG (C. RETIRADA)	0	0%	0	0%	0	0%	0	0%	0	0%

	Vilabella		Vilalba dels Arcs		Vilallonga del Camp		Vilanova de Prades		Vilanova d'Escornalbou	
Counted	100%		100%		100%		100%		100%	
Votes cast	509	91,55%	462	84,62%	1.343	83,52%	70	79,55%	337	91,33%
Abstention	47	8,45%	84	15,38%	265	16,48%	18	20,45%	32	8,67%
Spoilt ballots	1	0,20%	3	0,65%	5	0,37%	0	0%	0	0%
Blank ballots	1	0,20%	7	1,52%	3	0,22%	0	0%	1	0,30%
Ballots for lists	507	99,61%	452	97,84%	1.335	99,40%	70	100%	336	99,70%
Lists										
C's	46	9,06%	58	12,64%	339	25,34%	5	7,14%	29	8,61%
ERC-CatSí	145	28,54%	122	26,58%	362	27,06%	22	31,43%	112	33,23%
JUNTSxCAT	232	45,67%	163	35,51%	279	20,85%	32	45,71%	129	38,28%
PSC	25	4,92%	39	8,50%	152	11,36%	4	5,71%	21	6,23%
CatComú-Podem	18	3,54%	7	1,53%	63	4,71%	1	1,43%	16	4,75%
PP	12	2,36%	35	7,63%	66	4,93%	0	0%	6	1,78%
CUP	29	5,71%	26	5,66%	65	4,86%	4	5,71%	22	6,53%
PACMA	0	0%	1	0,22%	8	0,60%	2	2,86%	1	0,30%
RECORTES CERO-GRUPO VERDE	0	0%	1	0,22%	1	0,07%	0	0%	0	0%
DIÀLEG (C. RETIRADA)	0	0%	0	0%	0	0%	0	0%	0	0%

	Vilaplana		Vila-rodona		Vila-seca		Vilaverd		Vilella Alta, la	
Counted	100%		100%		100%		100%		100%	
Votes cast	407	90,65%	745	86,13%	11.796	80,12%	282	83,19%	86	90,53%
Abstention	42	9,35%	120	13,87%	2.927	19,88%	57	16,81%	9	9,47%
Spoilt ballots	1	0,25%	2	0,27%	75	0,64%	5	1,77%	2	2,33%
Blank ballots	2	0,49%	3	0,40%	28	0,24%	1	0,35%	0	0%
Ballots for lists	404	99,26%	740	99,33%	11.693	99,13%	276	97,87%	84	97,67%
Lists										
C's	22	5,42%	87	11,71%	5.569	47,51%	40	14,44%	4	4,76%
ERC-CatSí	156	38,42%	236	31,76%	1.415	12,07%	94	33,94%	29	34,52%
JUNTSxCAT	139	34,24%	277	37,28%	1.249	10,66%	98	35,38%	23	27,38%
PSC	17	4,19%	69	9,29%	1.737	14,82%	11	3,97%	5	5,95%
CatComú-Podem	13	3,20%	17	2,29%	736	6,28%	10	3,61%	1	1,19%
PP	7	1,72%	13	1,75%	578	4,93%	4	1,44%	1	1,19%
CUP	48	11,82%	38	5,11%	225	1,92%	15	5,42%	21	25,00%
PACMA	2	0,49%	3	0,40%	155	1,32%	4	1,44%	0	0%
RECORTES CERO-GRUPO VERDE	0	0%	0	0%	29	0,25%	0	0%	0	0%
DIÀLEG (C. RETIRADA)	0	0%	0	0%	0	0%	0	0%	0	0%

## Municipalities of Tarragona

	Vilella Baixa, la		Vimbodí i Poblet		Vinebre		Vinyols i els Arcs		Xerta	
Counted	100%		100%		100%		100%		100%	
Votes cast	133	92,36%	647	85,47%	260	88,14%	1.103	80,04%	812	86,02%
Abstention	11	7,64%	110	14,53%	35	11,86%	275	19,96%	132	13,98%
Spoilt ballots	2	1,50%	3	0,46%	3	1,15%	7	0,63%	7	0,86%
Blank ballots	0	0%	5	0,77%	2	0,77%	0	0%	5	0,62%
Ballots for lists	131	98,50%	639	98,76%	255	98,08%	1.096	99,37%	800	98,52%
Lists										
C's	5	3,82%	52	8,07%	29	11,28%	255	23,27%	105	13,04%
ERC-CatSí	53	40,46%	221	34,32%	73	28,40%	296	27,01%	338	41,99%
JUNTSxCAT	37	28,24%	272	42,24%	103	40,08%	301	27,46%	198	24,60%
PSC	7	5,34%	26	4,04%	18	7,00%	96	8,76%	52	6,46%
CatComú-Podem	10	7,63%	22	3,42%	10	3,89%	41	3,74%	35	4,35%
PP	4	3,05%	13	2,02%	5	1,95%	54	4,93%	19	2,36%
CUP	15	11,45%	30	4,66%	15	5,84%	44	4,01%	50	6,21%
PACMA	0	0%	3	0,47%	2	0,78%	8	0,73%	3	0,37%
RECORTES CERO-GRUPO VERDE	0	0%	0	0%	0	0%	1	0,09%	0	0%
DIÀLEG (C. RETIRADA)	0	0%	0	0%	0	0%	0	0%	0	0%

## Summary

Counted

Catalonia: 100%

Barcelona: 100%

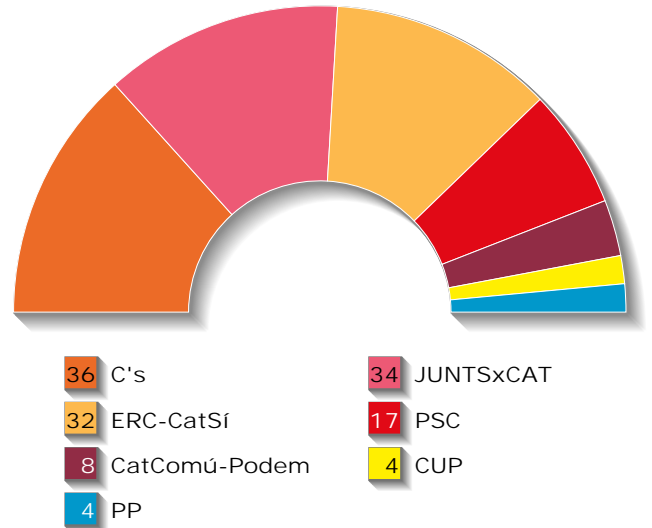
Girona: 100%

Lleida: 100%

Tarragona: 100%

## Catalonia

Lists	Votes	Seats
C's	1.109.732 25,35%	36
JUNTSxCAT	948.233 21,66%	34
ERC-CatSí	935.861 21,38%	32
PSC	606.659 13,86%	17
CatComú-Podem	326.360 7,46%	8
CUP	195.246 4,46%	4
PP	185.670 4,24%	4
PACMA	38.743 0,89%	
RECORTES CERO-GRUPO VERDE	10.287 0,24%	
PU M+J	577 0,01%	
DIÀLEG (C. RETIRADA)	0 0%	



Lists	Barcelona		Girona		Lleida		Tarragona	
	Votes	Seats	Votes	Seats	Votes	Seats	Votes	Seats
C's	868.365 26,43%	24	79.634 19,51%	4	40.908 16,97%	3	120.825 27,35%	5
JUNTSxCAT	624.261 19,00%	17	149.638 36,67%	7	78.303 32,48%	6	96.031 21,74%	4
ERC-CatSí	678.030 20,63%	18	88.582 21,71%	4	64.417 26,72%	5	104.832 23,73%	5
PSC	497.650 15,15%	13	35.197 8,62%	1	21.795 9,04%	1	52.017 11,77%	2
CatComú-Podem	276.810 8,42%	7	16.482 4,04%		9.415 3,91%		23.653 5,35%	1
CUP	143.711 4,37%	3	21.708 5,32%	1	12.140 5,04%		17.687 4,00%	
PP	142.934 4,35%	3	11.646 2,85%		10.902 4,52%		20.188 4,57%	1
PACMA	31.330 0,95%		2.582 0,63%		1.186 0,49%		3.645 0,83%	
RECORTES CERO-GRUPO VERDE	8.621 0,26%		560 0,14%		312 0,13%		794 0,18%	
PU M+J	-	-	241 0,06%		336 0,14%		-	-
DIÀLEG (C. RETIRADA)	0 0%		0 0%		0 0%		0 0%	

## Lists with most votes per constituency

Constituencies	Counted	Lists with most votes			
		Lists	Votes	Seats	
Barcelona	100%	C's	868.365	26,43%	24
		ERC-CatSi	678.030	20,63%	18
Girona	100%	JUNTSxCAT	149.638	36,67%	7
		ERC-CatSi	88.582	21,71%	4
Lleida	100%	JUNTSxCAT	78.303	32,48%	6
		ERC-CatSi	64.417	26,72%	5
Tarragona	100%	C's	120.825	27,35%	5
		ERC-CatSi	104.832	23,73%	5
Catalonia	100%	C's	1.109.732	25,35%	36
		JUNTSxCAT	948.233	21,66%	34



## Lists with most votes per county

## Lists with most votes

Counties	Counted	Lists	Votes	
Alt Camp	100%	JUNTSxCAT	8.083	30,96%
		ERC-CatSí	6.566	25,15%
Alt Empordà	100%	JUNTSxCAT	20.697	30,66%
		C's	16.662	24,69%
Alt Penedès	100%	JUNTSxCAT	19.607	30,22%
		ERC-CatSí	16.463	25,38%
Alt Urgell	100%	JUNTSxCAT	4.011	34,27%
		ERC-CatSí	3.073	26,26%
Alta Ribagorça	100%	ERC-CatSí	620	26,92%
		JUNTSxCAT	577	25,05%
Anoia	100%	JUNTSxCAT	17.880	24,70%
		C's	17.829	24,63%
Aran	100%	C's	1.745	33,40%
		PSC	1.036	19,83%
Bages	100%	JUNTSxCAT	33.265	31,30%
		ERC-CatSí	26.126	24,58%
Baix Camp	100%	C's	31.335	30,19%
		JUNTSxCAT	23.294	22,44%
Baix Ebre	100%	ERC-CatSí	14.016	33,36%
		JUNTSxCAT	11.948	28,44%
Baix Empordà	100%	JUNTSxCAT	24.403	34,47%
		ERC-CatSí	16.031	22,64%
Baix Llobregat	100%	C's	156.114	31,65%
		PSC	95.048	19,27%
Baix Penedès	100%	C's	17.785	32,44%
		ERC-CatSí	10.677	19,47%
Barcelonès	100%	C's	332.080	26,41%
		ERC-CatSí	246.072	19,57%
Berguedà	100%	JUNTSxCAT	11.005	42,93%
		ERC-CatSí	7.111	27,74%
Cerdanya	100%	JUNTSxCAT	3.644	35,73%
		ERC-CatSí	2.657	26,05%
Conca de Barberà	100%	JUNTSxCAT	5.022	39,93%
		ERC-CatSí	3.780	30,05%
Garraf	100%	C's	23.632	28,07%
		ERC-CatSí	18.256	21,68%
Garrigues	100%	JUNTSxCAT	4.881	41,61%
		ERC-CatSí	3.649	31,11%
Garrotxa	100%	JUNTSxCAT	16.252	48,65%
		ERC-CatSí	7.773	23,27%
Gironès	100%	JUNTSxCAT	38.652	38,41%
		ERC-CatSí	20.470	20,34%
Maresme	100%	JUNTSxCAT	66.364	24,91%
		C's	65.253	24,50%

## Lists with most votes per county

## Lists with most votes

Counties	Counted	Lists	Votes	
Moianès	100%	JUNTSxCAT	3.347	39,32%
		ERC-CatSí	2.538	29,82%
Montsià	100%	ERC-CatSí	13.180	36,06%
		JUNTSxCAT	8.207	22,45%
Noguera	100%	JUNTSxCAT	8.172	37,00%
		ERC-CatSí	6.667	30,19%
Osona	100%	JUNTSxCAT	43.384	46,14%
		ERC-CatSí	23.416	24,90%
Pallars Jussà	100%	JUNTSxCAT	3.143	40,29%
		ERC-CatSí	2.066	26,48%
Pallars Sobirà	100%	JUNTSxCAT	1.541	35,21%
		ERC-CatSí	1.469	33,57%
Pla de l'Estany	100%	JUNTSxCAT	9.718	51,39%
		ERC-CatSí	4.477	23,67%
Pla d'Urgell	100%	JUNTSxCAT	8.384	41,58%
		ERC-CatSí	5.525	27,40%
Priorat	100%	JUNTSxCAT	2.340	37,53%
		ERC-CatSí	2.161	34,66%
Ribera d'Ebre	100%	ERC-CatSí	4.764	35,44%
		JUNTSxCAT	4.241	31,55%
Ripollès	100%	JUNTSxCAT	7.543	45,61%
		ERC-CatSí	4.008	24,24%
Segarra	100%	JUNTSxCAT	4.499	38,83%
		ERC-CatSí	3.124	26,96%
Segrià	100%	JUNTSxCAT	29.710	26,66%
		ERC-CatSí	27.825	24,97%
Selva	100%	JUNTSxCAT	28.386	31,67%
		C's	21.047	23,48%
Solsonès	100%	JUNTSxCAT	3.234	39,51%
		ERC-CatSí	2.448	29,90%
Tarragonès	100%	C's	48.998	35,91%
		ERC-CatSí	24.591	18,02%
Terra Alta	100%	JUNTSxCAT	2.254	30,58%
		ERC-CatSí	2.252	30,55%
Urgell	100%	JUNTSxCAT	7.833	38,92%
		ERC-CatSí	5.932	29,47%
Vallès Occidental	100%	C's	159.215	29,13%
		ERC-CatSí	109.034	19,95%
Vallès Oriental	100%	C's	63.956	25,93%
		ERC-CatSí	54.750	22,20%
Catalonia	100%	C's	1.109.732	25,35%
		JUNTSxCAT	948.233	21,66%

# PARLAMENT DE CATALUNYA

## Composition

Counted


Catalonia: 100%

Barcelona: 100%

Girona: 100%

Lleida: 100%

Tarragona: 100%

List		Votes		Seats
C's - Ciutadans-Partido de la Ciudadanía				36
	Barcelona	868.365	26,43%	24
	<ol style="list-style-type: none"> <li>1 Inés Arrimadas García</li> <li>2 Carlos Carrizosa Torres</li> <li>3 José María Espejo-Saavedra Conesa</li> <li>4 Fernando Tomás de Páramo Gómez</li> <li>5 Sonia Sierra Infante</li> <li>6 Ignacio (Nacho) Martín Blanco</li> <li>7 Joan García González</li> <li>8 Marina Bravo Sobrino</li> <li>9 David Mejía Ayra</li> <li>10 Noemi de la Calle Sifré</li> <li>11 Antonio Espinosa Cerrato</li> <li>12 Susana Beltrán García</li> <li>13 Laura Vilchez Sánchez</li> <li>14 María Luz Guilarte Sánchez</li> <li>15 Martín Eusebio Barra López</li> <li>16 Blanca Victoria Navarro Pacheco</li> <li>17 José María Cano Navarro</li> <li>18 Sergio Sanz Jiménez</li> <li>19 Carmen de Rivera Pla</li> <li>20 Elisabeth Valencia Mimbrero</li> <li>21 María Francisca Valle Fuentes</li> <li>22 Munia Fernández-Jordán Celorio</li> <li>23 Dimas Gragera Velaz</li> <li>24 Manuel Rodríguez de l'Hotellerie de Fallois</li> </ol>			
	Girona	79.634	19,51%	4
	<ol style="list-style-type: none"> <li>1 Juan Maria Castell Sucarrat (Jean)</li> <li>2 Alfonso Sánchez Fisac</li> <li>3 Héctor Amelló Montiu</li> <li>4 Maria del Camino Fernández Riol</li> </ol>			
	Lleida	40.908	16,97%	3
	<ol style="list-style-type: none"> <li>1 Jorge Soler González</li> <li>2 Javier Rivas Escamilla</li> <li>3 David Bertran Román</li> </ol>			
	Tarragona	120.825	27,35%	5
	<ol style="list-style-type: none"> <li>1 Matías Alonso Ruiz</li> <li>2 Lorena Roldán Suárez</li> <li>3 Carlos Sánchez Martín</li> <li>4 Francisco Javier Domínguez Serrano</li> <li>5 Maialen Fernández Cabezas</li> </ol>			

# PARLAMENT DE CATALUNYA

## Composition

Counted

Catalonia: 100%

Barcelona: 100%

Girona: 100%

Lleida: 100%

Tarragona: 100%

List		Votes		Seats
JUNTSxCAT - Junts per Catalunya				34
	Barcelona	624.261	19,00%	17
	<ol style="list-style-type: none"> <li>1 Carles Puigdemont i Casamajó</li> <li>2 Jordi Sànchez i Picanyol</li> <li>3 Clara Ponsatí i Obiols</li> <li>4 Jordi Turull i Negre</li> <li>5 Laura Borràs i Castanyer</li> <li>6 Josep Rull i Andreu</li> <li>7 Joaquim Forn i Chiariello</li> <li>8 Eduard Pujol i Bonell</li> <li>9 Aurora Madaula i Giménez</li> <li>10 Elsa Artadi i Vila</li> <li>11 Joaquim Torra i Pla</li> <li>12 Lluís Font i Espinós</li> <li>13 Josep Riera i Font</li> <li>14 Anna Tarrés i Campà</li> <li>15 M. Isabel Ferrer i Álvarez</li> <li>16 Francesc de Dalmasas i Thió</li> <li>17 Josep Costa i Rosselló</li> </ol>			
	Girona	149.638	36,67%	7
	<ol style="list-style-type: none"> <li>1 Gemma Geis Carreras</li> <li>2 Lluís Puig Gordi</li> <li>3 Marta Madrenas Mir</li> <li>4 Narcís Clara Lloret</li> <li>5 Lluís Guinó Subirós</li> <li>6 Jordi Munell García</li> <li>7 Francesc Xavier Ten Costa</li> </ol>			
	Lleida	78.303	32,48%	6
	<ol style="list-style-type: none"> <li>1 Josep Maria Forné Febrer</li> <li>2 Marc Solsona Aixalà</li> <li>3 Immaculada Gallardo Barceló</li> <li>4 Xavier Quinquillà Durich</li> <li>5 Montserrat Macià Gou</li> <li>6 Anna Geli España</li> </ol>			
	Tarragona	96.031	21,74%	4
	<ol style="list-style-type: none"> <li>1 Eusebi Campdepadrós i Pucurull</li> <li>2 Teresa Pallarès Piqué</li> <li>3 Albert Batet Canadell</li> <li>4 Mònica Sales de la Cruz</li> </ol>			

# PARLAMENT DE CATALUNYA

## Composition

Counted

Catalonia: 100%

Barcelona: 100%

Girona: 100%

Lleida: 100%

Tarragona: 100%

List		Votes		Seats
ERC-CatSí - Esquerra Republicana-Catalunya Sí				32
	Barcelona	678.030	20,63%	18
	<ol style="list-style-type: none"> <li>1 Oriol Junqueras i Vies</li> <li>2 Marta Rovira i Vergés</li> <li>3 Raül Romeva i Rueda</li> <li>4 Carme Forcadell i Lluís</li> <li>5 Carles Mundó i Blanch</li> <li>6 Alba Vergés i Bosch</li> <li>7 Antoni Comín i Oliveres</li> <li>8 Jenn Díaz i Ruiz</li> <li>9 Rubén Wagensberg i Ramon</li> <li>10 Najat Driouech Ben Moussa</li> <li>11 Josep Maria Jové i Lladó</li> <li>12 Eva Baró i Ramos</li> <li>13 Ernest Maragall i Mira</li> <li>14 Rut Ribas i Martí</li> <li>15 Antoni Castellà i Clavé</li> <li>16 Adriana Delgado i Herreros</li> <li>17 Jordi Albert i Caballero</li> <li>18 Mònica Palacín i París</li> </ol>			
	Girona	88.582	21,71%	4
	<ol style="list-style-type: none"> <li>1 Dolors Bassa i Coll</li> <li>2 Roger Torrent i Ramió</li> <li>3 Anna Caula i Paretas</li> <li>4 Sergi Sabrià i Benito</li> </ol>			
	Lleida	64.417	26,72%	5
	<ol style="list-style-type: none"> <li>1 Meritxell Serret i Aleu</li> <li>2 Bernat Solé i Barril</li> <li>3 Gemma Espigares i Tribó</li> <li>4 Francesc Viaplana i Manresa</li> <li>5 Montserrat Fornells i Solé</li> </ol>			
	Tarragona	104.832	23,73%	5
	<ol style="list-style-type: none"> <li>1 Òscar Peris i Ròdenas</li> <li>2 Noemí Llauredó i Sans</li> <li>3 Josep Lluís Salvadó i Tenesa</li> <li>4 Irene Fornós i Curto</li> <li>5 Ferran Civit i Martí</li> </ol>			

# PARLAMENT DE CATALUNYA

## Composition

Counted

Catalonia: 100%


Barcelona: 100%


Girona: 100%

Lleida: 100%

Tarragona: 100%

List		Votes		Seats
<b>PSC - Partit dels Socialistes de Catalunya (PSC-PSOE)</b>				
	<b>Barcelona</b>	497.650	15,15%	13
	<ol style="list-style-type: none"> <li>1 Miquel Iceta Llorens</li> <li>2 Eva Granados Galiano</li> <li>3 Ramón Espadaler Parcerisas (IND)</li> <li>4 Beatriz Silva Gallardo (IND)</li> <li>5 Ferran Pedret i Santos</li> <li>6 Alícia Romero Llano</li> <li>7 Jordi Terrades Santacreu</li> <li>8 Assumpta Escarp Gibert</li> <li>9 David Pérez Ibáñez</li> <li>10 Esther Niubó Cidoncha</li> <li>11 Pol Gibert Horcas</li> <li>12 Marta Moreta i Rovira</li> <li>13 Raúl Moreno Montaña</li> </ol>			
	<b>Girona</b>	35.197	8,62%	1
	<ol style="list-style-type: none"> <li>1 Rafel Bruguera Batalla</li> </ol>			
	<b>Lleida</b>	21.795	9,04%	1
	<ol style="list-style-type: none"> <li>1 Òscar Ordeig Molist</li> </ol>			
	<b>Tarragona</b>	52.017	11,77%	2
	<ol style="list-style-type: none"> <li>1 Rosa M. Ibarra Ollé</li> <li>2 Carles Castillo Rosique</li> </ol>			

List		Votes		Seats
<b>CatComú-Podem - Catalunya en Comú-Podem</b>				
	<b>Barcelona</b>	276.810	8,42%	7
	<ol style="list-style-type: none"> <li>1 Xavier Domènech Sampere</li> <li>2 Elisenda Alamany Gutiérrez</li> <li>3 Jèssica Albiach Satorres</li> <li>4 Marta Ribas Frias</li> <li>5 Joan Josep Nuet Pujals</li> <li>6 Susana Segovia Sánchez</li> <li>7 David Cid Colomer</li> </ol>			
	<b>Tarragona</b>	23.653	5,35%	1
	<ol style="list-style-type: none"> <li>1 Yolanda López Fernández</li> </ol>			

List		Votes		Seats
<b>CUP - Candidatura d'Unitat Popular</b>				
	<b>Barcelona</b>	143.711	4,37%	3
	<ol style="list-style-type: none"> <li>1 Carles Riera Albert</li> <li>2 Maria Sirvent Escrig</li> <li>3 Vidal Aragonés Chicharro</li> </ol>			
	<b>Girona</b>	21.708	5,32%	1
	<ol style="list-style-type: none"> <li>1 Natàlia Sánchez Dipp</li> </ol>			

# PARLAMENT DE CATALUNYA

## Composition

Counted


Catalonia: 100%

Barcelona: 100%

Girona: 100%

Lleida: 100%

Tarragona: 100%

List		Votes		Seats
PP - Partit Popular / Partido Popular				4
	Barcelona	142.934	4,35%	3
	<ol style="list-style-type: none"> <li>1 Xavier García Albiol</li> <li>2 Andrea Levy Soler</li> <li>3 Santiago Rodríguez i Serra</li> </ol>			
	Tarragona	20.188	4,57%	1
	<ol style="list-style-type: none"> <li>1 Alejandro Fernández Álvarez</li> </ol>			





**Generalitat de Catalunya**

