



21D 2017

ELECCIONS
AL PARLAMENT
DE CATALUNYA

INFORME DE RESULTATS DEFINITIUS

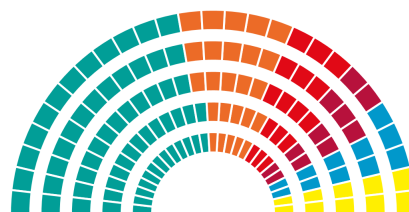
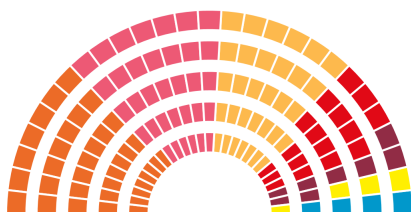
NOTA: Acord de la Junta Electoral Central de 18 de desembre de 2017: com a conseqüència de la retirada de la candidatura Diàleg Republicà, els vots emesos a favor d'aquesta candidatura es comptabilitzen com a vots en blanc (exp. 283/761).

Catalunya

Escrutat: 100%

	2017		2015	
Total votants	4.392.891	79,09%	74,95%	
Abstenció	1.161.564	20,91%	25,05%	
Vots nuls	16.092	0,37%	0,39%	
Vots en blanc	19.431	0,44%	0,53%	
Vots a candidatures	4.357.368	99,19%	99,08%	

Diputats a elegir: 135



2017			
Candidatures	Vots		Dip.
C's	1.109.732	25,35%	36
JUNTSxCAT	948.233	21,66%	34
ERC-CatSí	935.861	21,38%	32
PSC	606.659	13,86%	17
CatComú-Podem	326.360	7,46%	8
CUP	195.246	4,46%	4
PP	185.670	4,24%	4
PACMA	38.743	0,89%	
RECORTES CERO-GRUPO VERDE	10.287	0,24%	
PU M+J	577	0,01%	
DIÀLEG (C. RETIRADA)	0	0%	

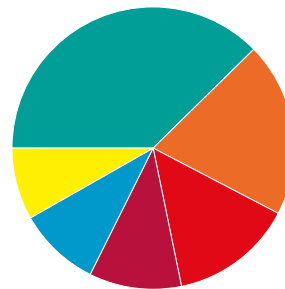
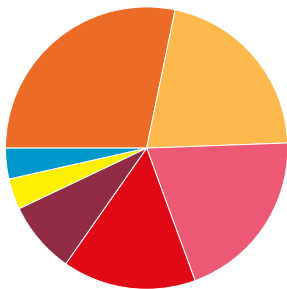
2015			
Dip.	Vots		Candidatures
25	736.364	17,90%	C's
16	523.283	12,72%	PSC
10	337.794	8,21%	CUP
11	349.193	8,49%	PP
	30.157	0,73%	PACMA
	14.444	0,35%	RECORTES CERO-ELS VERDS
62	1.628.714	39,59%	JxSí
11	367.613	8,94%	CatSiqueesPot
	103.293	2,51%	unio.cat
	1.167	0,03%	GANEMOS
	327	0,01%	PIRATA.CAT/XDT

Barcelona

Escrutat: 100%

	2017		2015	
Total votants	3.296.800	79,32%	75,03%	
Abstenció	859.509	20,68%	24,97%	
Vots nuls	10.925	0,33%	0,33%	
Vots en blanc	14.163	0,43%	0,50%	
Vots a candidatures	3.271.712	99,24%	99,17%	

Diputats a elegir: 85



2017		
Candidatures	Vots	Dip.
C's	868.365 26,43%	24
ERC-CatSí	678.030 20,63%	18
JUNTSxCAT	624.261 19,00%	17
PSC	497.650 15,15%	13
CatComú-Podem	276.810 8,42%	7
CUP	143.711 4,37%	3
PP	142.934 4,35%	3
PACMA	31.330 0,95%	
RECORTES CERO-GRUPO VERDE	8.621 0,26%	
DIÀLEG (C. RETIRADA)	0 0%	

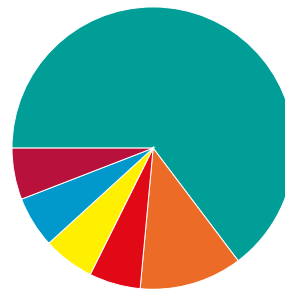
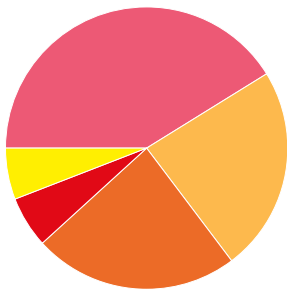
2015		
Dip.	Vots	Candidatures
17	581.032 18,84%	C's
12	421.487 13,67%	PSC
7	255.328 8,28%	CUP
8	272.804 8,85%	PP
	24.426 0,79%	PACMA
	12.329 0,40%	RECORTES CERO-ELS VERDS
32	1.112.922 36,09%	JxSí
9	312.527 10,13%	CatSíqueesPot
	75.700 2,45%	unio.cat






Girona







Escrutat: 100%

	2017		2015	
Total votants	409.966	79,16%	75,94%	
Abstenció	107.919	20,84%	24,06%	
Vots nuls	1.863	0,45%	0,53%	
Vots en blanc	1.833	0,45%	0,53%	
Vots a candidatures	406.270	99,10%	98,94%	

Diputats a elegir: 17



2017			
Candidatures	Vots	Dip.	
 JUNTSxCAT	149.638	36,67%	7
 ERC-CatSí	88.582	21,71%	4
 C's	79.634	19,51%	4
 PSC	35.197	8,62%	1
 CUP	21.708	5,32%	1
CatComú-Podem	16.482	4,04%	
PP	11.646	2,85%	
PACMA	2.582	0,63%	
RECORTES CERO-GRUPO VERDE	560	0,14%	
PU M+J	241	0,06%	
DIÀLEG (C. RETIRADA)	0	0%	

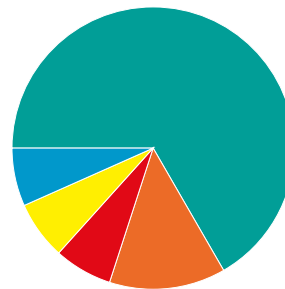
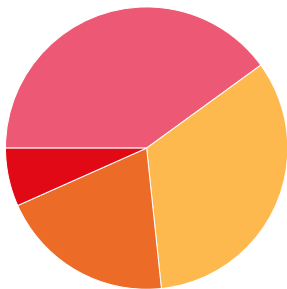
2015			
Dip.	Vots		Candidatures
2	48.346	12,53%	C's 
1	33.416	8,66%	PSC 
1	33.117	8,58%	CUP 
1	22.660	5,87%	PP 
	1.823	0,47%	PACMA
	759	0,20%	RECORTES CERO-ELS VERDS
11	216.333	56,06%	JxSí 
1	18.399	4,77%	CatSiqueesPot 
	8.295	2,15%	unio.cat
	327	0,08%	PIRATA.CAT/XDT
	320	0,08%	GANEMOS

Lleida

Escrutat: 100%

	2017		2015	
Total votants	242.057	77,11%	73,63%	
Abstenció	71.861	22,89%	26,37%	
Vots nuls	1.002	0,41%	0,51%	
Vots en blanc	1.341	0,55%	0,75%	
Vots a candidatures	239.714	99,03%	98,75%	

Diputats a elegir: 15



2017		
Candidatures	Vots	Dip.
JUNTSxCAT	78.303 32,48%	6
ERC-CatSí	64.417 26,72%	5
C's	40.908 16,97%	3
PSC	21.795 9,04%	1
CUP	12.140 5,04%	
PP	10.902 4,52%	
CatComú-Podem	9.415 3,91%	
PACMA	1.186 0,49%	
PU M+J	336 0,14%	
RECORTES CERO-GRUPO VERDE	312 0,13%	
DIÀLEG (C. RETIRADA)	0 0%	

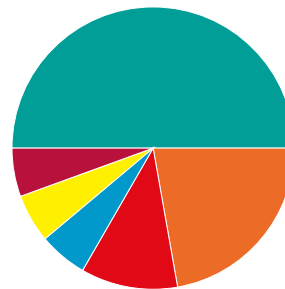
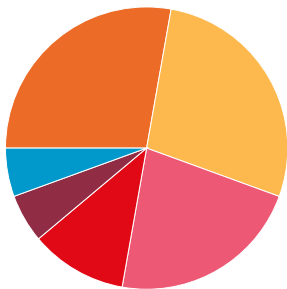
2015		
Dip.	Vots	Candidatures
2	26.612 11,58%	C's
1	19.364 8,43%	PSC
1	18.736 8,15%	CUP
1	16.761 7,29%	PP
	1.046 0,46%	PACMA
	391 0,17%	RECORTES CERO-ELS VERDS
10	126.922 55,22%	JxSí
	9.879 4,30%	CatSiqueesPot
	8.178 3,56%	unio.cat
	221 0,10%	GANEMOS

Tarragona

Escrutat: 100%

	2017		2015	
Total votants	444.068	78,41%	74,19%	
Abstenció	122.275	21,59%	25,81%	
Vots nuls	2.302	0,52%	0,58%	
Vots en blanc	2.094	0,47%	0,63%	
Vots a candidatures	439.672	99,01%	98,79%	

Diputats a elegir: 18



2017		
Candidatures	Vots	Dip.
C's	120.825 27,35%	5
ERC-CatSí	104.832 23,73%	5
JUNTSxCAT	96.031 21,74%	4
PSC	52.017 11,77%	2
CatComú-Podem	23.653 5,35%	1
PP	20.188 4,57%	1
CUP	17.687 4,00%	
PACMA	3.645 0,83%	
RECORTES CERO-GRUPO VERDE	794 0,18%	
DIÀLEG (C. RETIRADA)	0 0%	

2015		
Dip.	Vots	Candidatures
4	80.374 19,39%	C's
2	49.016 11,83%	PSC
1	36.968 8,92%	PP
1	30.613 7,39%	CUP
	2.862 0,69%	PACMA
	965 0,23%	RECORTES CERO-ELS VERDS
9	172.537 41,63%	JxSí
1	26.808 6,47%	CatSíqueesPot
	11.120 2,68%	unio.cat
	626 0,15%	GANEMOS



Generalitat de Catalunya

