

21D 2017

ELECCIONS
AL PARLAMENT
DE CATALUNYA

FINAL RESULTS REPORT

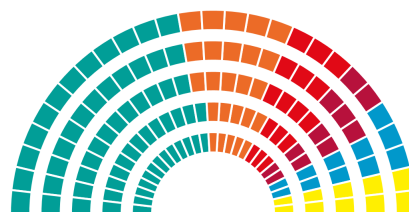
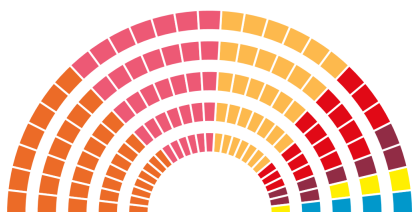
NOTE: Agreement of the Junta Electoral Central of December 18, 2017: as a consequence of the withdrawal of the list *Diàleg Republicà*, the votes issued in favour of this list count as blank ballots (exp. 283/761).








Catalonia







Counted: 100%

	2017		2015	
Votes cast	4.392.891	79,09%	74,95%	
Abstention	1.161.564	20,91%	25,05%	
Spoilt ballots	16.092	0,37%	0,39%	
Blank ballots	19.431	0,44%	0,53%	
Ballots for lists	4.357.368	99,19%	99,08%	

Seats: 135



2017		
Lists	Votes	Seats
 C's	1.109.732 25,35%	36
 JUNTSxCAT	948.233 21,66%	34
 ERC-CatSí	935.861 21,38%	32
 PSC	606.659 13,86%	17
 CatComú-Podem	326.360 7,46%	8
 CUP	195.246 4,46%	4
 PP	185.670 4,24%	4
PACMA	38.743 0,89%	
RECORTES CERO-GRUPO VERDE	10.287 0,24%	
PU M+J	577 0,01%	
DIÀLEG (C. RETIRADA)	0 0%	

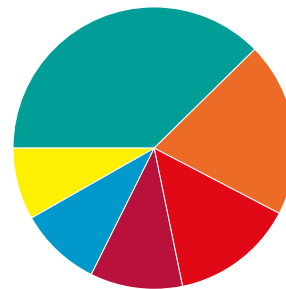
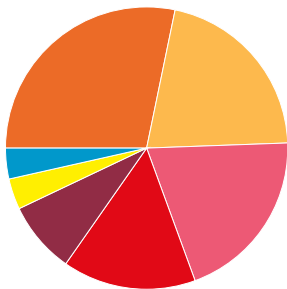
2015		
Seats	Votes	Lists
25	736.364 17,90%	 C's
16	523.283 12,72%	 PSC
10	337.794 8,21%	 CUP
11	349.193 8,49%	 PP
	30.157 0,73%	PACMA
	14.444 0,35%	RECORTES CERO-ELS VERDS
62	1.628.714 39,59%	 JxSí
11	367.613 8,94%	 CatSiqueesPot
	103.293 2,51%	unio.cat
	1.167 0,03%	GANEMOS
	327 0,01%	PIRATA.CAT/XDT

Barcelona

Counted: 100%

	2017		2015	
Votes cast	3.296.800	79,32%	75,03%	
Abstention	859.509	20,68%	24,97%	
Spoilt ballots	10.925	0,33%	0,33%	
Blank ballots	14.163	0,43%	0,50%	
Ballots for lists	3.271.712	99,24%	99,17%	

Seats: 85



2017		
Lists	Votes	Seats
C's	868.365	26,43% 24
ERC-CatSí	678.030	20,63% 18
JUNTSxCAT	624.261	19,00% 17
PSC	497.650	15,15% 13
CatComú-Podem	276.810	8,42% 7
CUP	143.711	4,37% 3
PP	142.934	4,35% 3
PACMA	31.330	0,95%
RECORTES CERO-GRUPO VERDE	8.621	0,26%
DIÀLEG (C. RETIRADA)	0	0%

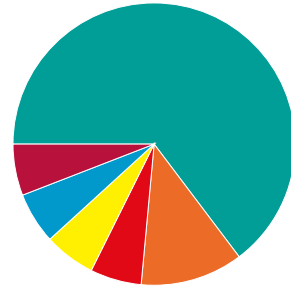
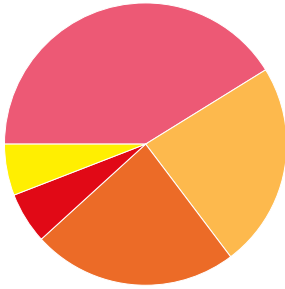
2015		
Seats	Votes	Lists
17	581.032	18,84% C's
12	421.487	13,67% PSC
7	255.328	8,28% CUP
8	272.804	8,85% PP
	24.426	0,79% PACMA
	12.329	0,40% RECORTES CERO-ELS VERDS
32	1.112.922	36,09% JxSí
9	312.527	10,13% CatSíqueesPot
	75.700	2,45% unio.cat






Girona







Counted: 100%

	2017		2015	
Votes cast	409.966	79,16%	75,94%	
Abstention	107.919	20,84%	24,06%	
Spoilt ballots	1.863	0,45%	0,53%	
Blank ballots	1.833	0,45%	0,53%	
Ballots for lists	406.270	99,10%	98,94%	

Seats: 17



2017			
Lists	Votes	Seats	
 JUNTSxCAT	149.638	36,67%	7
 ERC-CatSí	88.582	21,71%	4
 C's	79.634	19,51%	4
 PSC	35.197	8,62%	1
 CUP	21.708	5,32%	1
CatComú-Podem	16.482	4,04%	
PP	11.646	2,85%	
PACMA	2.582	0,63%	
RECORTES CERO-GRUPO VERDE	560	0,14%	
PU M+J	241	0,06%	
DIÀLEG (C. RETIRADA)	0	0%	

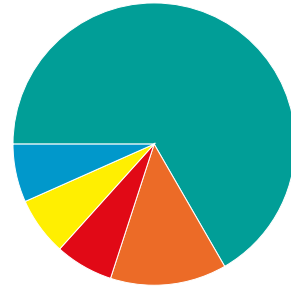
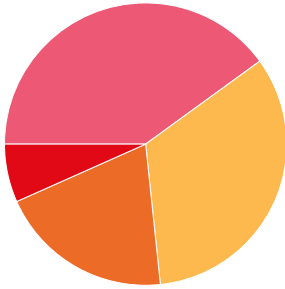
2015			
Seats	Votes		Lists
2	48.346	12,53%	C's 
1	33.416	8,66%	PSC 
1	33.117	8,58%	CUP 
1	22.660	5,87%	PP 
	1.823	0,47%	PACMA
	759	0,20%	RECORTES CERO-ELS VERDS
11	216.333	56,06%	JxSí 
1	18.399	4,77%	CatSiqueesPot 
	8.295	2,15%	unio.cat
	327	0,08%	PIRATA.CAT/XDT
	320	0,08%	GANEMOS





Lleida






Counted: 100%

	2017		2015	
Votes cast	242.057	77,11%	73,63%	
Abstention	71.861	22,89%	26,37%	
Spoilt ballots	1.002	0,41%	0,51%	
Blank ballots	1.341	0,55%	0,75%	
Ballots for lists	239.714	99,03%	98,75%	

Seats: 15



2017			
Lists	Votes	Seats	
 JUNTSxCAT	78.303	32,48%	6
 ERC-CatSí	64.417	26,72%	5
 C's	40.908	16,97%	3
 PSC	21.795	9,04%	1
CUP	12.140	5,04%	
PP	10.902	4,52%	
CatComú-Podem	9.415	3,91%	
PACMA	1.186	0,49%	
PU M+J	336	0,14%	
RECORTES CERO-GRUPO VERDE	312	0,13%	
DIÀLEG (C. RETIRADA)	0	0%	

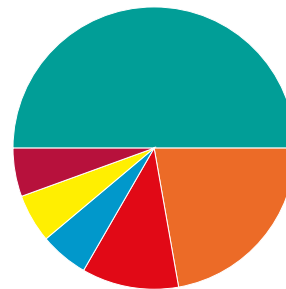
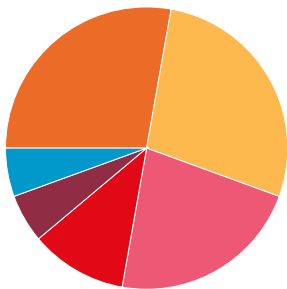
2015			
Seats	Votes		Lists
2	26.612	11,58%	C's 
1	19.364	8,43%	PSC 
1	18.736	8,15%	CUP 
1	16.761	7,29%	PP 
	1.046	0,46%	PACMA
	391	0,17%	RECORTES CERO-ELS VERDS
10	126.922	55,22%	JxSí 
	9.879	4,30%	CatSiqueesPot
	8.178	3,56%	unio.cat
	221	0,10%	GANEMOS

Tarragona

Counted: 100%

	2017		2015	
Votes cast	444.068	78,41%	74,19%	
Abstention	122.275	21,59%	25,81%	
Spoilt ballots	2.302	0,52%	0,58%	
Blank ballots	2.094	0,47%	0,63%	
Ballots for lists	439.672	99,01%	98,79%	

Seats: 18



2017		
Lists	Votes	Seats
C's	120.825	27,35% 5
ERC-CatSí	104.832	23,73% 5
JUNTSxCAT	96.031	21,74% 4
PSC	52.017	11,77% 2
CatComú-Podem	23.653	5,35% 1
PP	20.188	4,57% 1
CUP	17.687	4,00%
PACMA	3.645	0,83%
RECORTES CERO-GRUPO VERDE	794	0,18%
DIÀLEG (C. RETIRADA)	0	0%

2015		
Seats	Votes	Lists
4	80.374 19,39%	C's
2	49.016 11,83%	PSC
1	36.968 8,92%	PP
1	30.613 7,39%	CUP
	2.862 0,69%	PACMA
	965 0,23%	RECORTES CERO-ELS VERDS
9	172.537 41,63%	JxSí
1	26.808 6,47%	CatSíqueesPot
	11.120 2,68%	unio.cat
	626 0,15%	GANEMOS



Generalitat de Catalunya

