



# Eleccions al Parlament de Catalunya

**Informe  
de resultats  
definitius**



## Índex

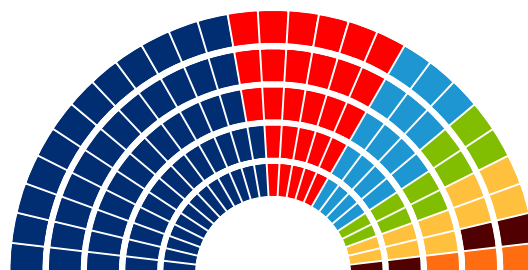
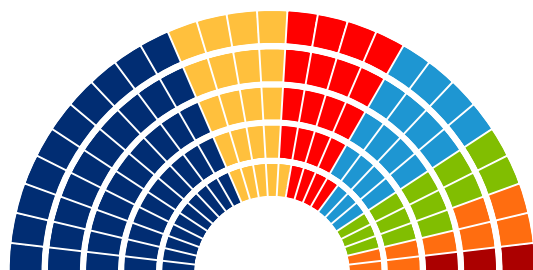
Catalunya . . . . .	1
Circumscripcions . . . . .	2
Comarques . . . . .	6
Candidatures . . . . .	10
Municipis de Barcelona . . . . .	14
Municipis de Girona . . . . .	41
Municipis de Lleida . . . . .	60
Municipis de Tarragona . . . . .	80
Resum . . . . .	96
Candidatures més votades per circumscripció . . . . .	97
Candidatures més votades per comarca . . . . .	98
Composició del Parlament . . . . .	99
Avanços de participació . . . . .	104

# Catalunya

Escrutat 100%

	2012		2010	
Total votants	3.668.310	67,76%	58,78%	
Abstenció	1.745.558	32,24%	41,22%	
Vots nuls	33.140	0,90%	0,71%	
Vots en blanc	52.898	1,44%	2,91%	
Vots a candidatures	3.582.272	97,66%	96,38%	

135 Diputats a escollir



2012			
Candidatures	Vots	%	Dip.
CiU	1.116.259	30,70%	50
ERC-Cat Sí	498.124	13,70%	21
PSC	524.707	14,43%	20
P.P.	471.681	12,97%	19
ICV-EUiA	359.705	9,89%	13
C's	275.007	7,56%	9
CUP-Alternativa d'Esqueres	126.435	3,47%	3
PxC	60.107	1,65%	
SI	46.838	1,28%	
Eb	28.288	0,77%	
PACMA	20.861	0,57%	
PIRATA.CAT	18.219	0,50%	
UPyD	14.614	0,40%	
FARTS.cat	11.702	0,32%	
VD	5.984	0,16%	
U.C.E.	2.582	0,07%	
PRE-IR	826	0,02%	
SiR	333	0%	

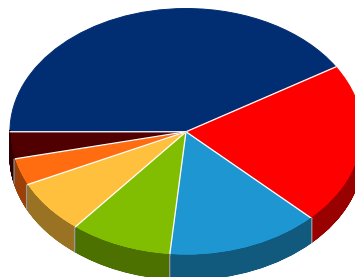
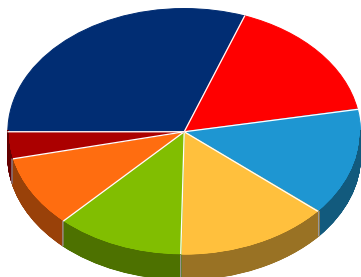
2010			
Dip.	Vots	%	Candidatures
62	1.202.830	38,43%	CiU
10	219.173	7,00%	ERC/ESQUERRA
28	575.233	18,38%	PSC-PSOE
18	387.066	12,37%	P.P.
10	230.824	7,37%	ICV-EUiA
3	106.154	3,39%	C's
	75.134	2,40%	PxC
4	102.921	3,29%	SI
	18.679	0,60%	Eb-CenB
	14.238	0,45%	PACMA-ANIMALISTA
	6.451	0,21%	PIRATA.CAT
	5.418	0,17%	UPyD
	904	0,03%	UCE
	1.547	0,05%	PRE-IR
	39.834	1,27%	RI.cat
	15.784	0,50%	EV-GVE
	7.189	0,23%	DES DE BAIX
	6.990	0,22%	CORI
	3.330	0,11%	PDLPEA
	3.028	0,10%	PCPC
	2.208	0,07%	ALTERNATIVA DE GOVERN
	2.201	0,07%	PFIv
	2.100	0,07%	PUM+J
	1.920	0,06%	P.O.S.I.
	1.760	0,06%	FE de las JONS
	1.066	0,03%	PCAS
	908	0,03%	PH
	824	0,03%	PDR.CAT
	788	0,03%	M.S.R.
	597	0,02%	GN
	498	0,02%	GLBTH/TSI
	314	0,01%	PxCat
	218	0,01%	CDS
	187	0,01%	BLOC.S.C.
	98	0%	PAR
	82	0%	SAIN
	54	0%	ALS
	49	0%	P.J.P.
	46	0%	DW

## Barcelona

Escrutat 100%

	2012		2010	
Total votants	2.748.482	68,00%	58,88%	
Abstenció	1.293.428	32,00%	41,12%	
Vots nuls	23.341	0,85%	0,63%	
Vots en blanc	37.999	1,38%	2,89%	
Vots a candidatures	2.687.142	97,77%	96,47%	

85 Diputats a escollir



2012			
Candidatures	Vots		Dip.
CiU	765.330	28,08%	26
PSC	419.779	15,40%	14
P.P.	361.656	13,27%	12
ERC-Cat Sí	346.662	12,72%	12
ICV-EUiA	303.625	11,14%	10
C's	229.746	8,43%	8
CUP-ALTERNATIVA D'ESQUERRES	92.794	3,40%	3
PxC	51.403	1,88%	
SI	32.296	1,18%	
Eb	22.817	0,83%	
PACMA	16.479	0,60%	
PIRATA.CAT	15.241	0,55%	
UPyD	12.147	0,44%	
FARTS.cat	9.185	0,33%	
VD	5.984	0,21%	
U.C.E.	1.998	0,07%	

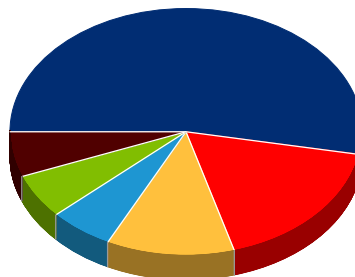
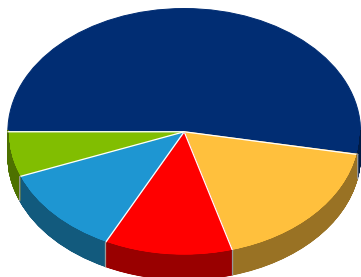
2010			
Dip.	Vots		Candidatures
35	862.010	36,80%	CiU
18	449.549	19,19%	PSC
12	301.440	12,87%	P.P.
6	148.973	6,36%	Esquerra
8	193.545	8,26%	ICV-EUiA
3	89.990	3,84%	C's
	57.381	2,45%	PxC
3	72.693	3,10%	SI
	14.185	0,61%	Eb-CenB
	11.593	0,49%	PACMA-ANIMALISTA
	5.001	0,21%	PIRATA.CAT
	4.634	0,20%	UPyD
	726	0,03%	U.C.E.
	23.185	0,99%	Ri.cat
	12.087	0,52%	EV-GVE
	5.613	0,24%	DES DE BAIX
	4.425	0,19%	CORI
	2.508	0,11%	PDLPEA
	2.262	0,10%	PCPC
	2.208	0,09%	ALTERNATIVA DE GOVERN
	1.774	0,08%	PUM+J
	1.624	0,07%	PFIv
	1.399	0,06%	P.O.S.I.
	1.250	0,05%	FE de las JONS
	1.101	0,05%	PRE-IR
	1.066	0,05%	PCAS
	856	0,04%	PH
	597	0,03%	GN
	490	0,02%	M.S.R.

## Girona

Escrutat 100%

	2012		2010	
Total votants	347.893	69,29%	59,49%	
Abstenció	154.189	30,71%	40,51%	
Vots nuls	2.771	0,80%	0,94%	
Vots en blanc	4.319	1,24%	2,86%	
Vots a candidatures	340.803	97,96%	96,20%	

17 Diputats a escollir



2012			
Candidatures	Vots		Dip.
CiU	148.237	42,95%	9
Esquerra-Cat Sí	61.358	17,77%	3
PSC	34.688	10,05%	2
P.P.	33.096	9,58%	2
ICV-EUiA	20.397	5,91%	1
CUP-Alternativa d'Esquerres	14.499	4,20%	
C's	12.341	3,57%	
SI	6.011	1,74%	
PxC	3.377	0,97%	
Eb	1.946	0,56%	
PACMA	1.565	0,45%	
PIRATA.CAT	1.137	0,32%	
FARTS.cat	718	0,20%	
UPyD	701	0,20%	
PRE-IR	525	0,15%	
U.C.E.	207	0,05%	

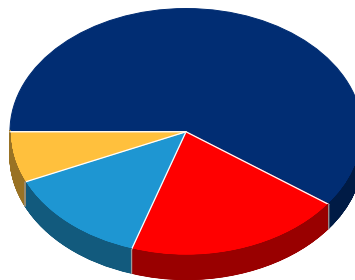
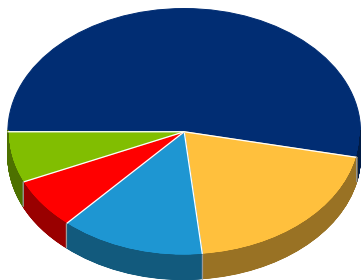
2010			
Dip.	Vots		Candidatures
9	131.932	45,10%	CiU
2	26.879	9,19%	Esquerra
3	41.742	14,27%	PSC-PSOE
1	25.248	8,63%	P.P.
1	14.109	4,82%	ICV-EUiA
	4.954	1,69%	C's
1	13.889	4,75%	SI
	6.441	2,20%	PxC
	2.159	0,74%	Eb-CenB
	1.129	0,39%	PACMA-Animalista
	574	0,20%	PIRATA.CAT
	238	0,08%	UPyD
	202	0,07%	PRE-IR
	47	0,02%	U.C.E.
	9.557	3,27%	Rl.cat
	1.548	0,53%	EV-GVE
	824	0,28%	PDR.CAT
	715	0,24%	DES DE BAIX
	312	0,11%	GLBTH/TSI
	276	0,09%	CORI
	271	0,09%	PDLPEA
	237	0,08%	P.O.S.I.
	233	0,08%	PCPC
	225	0,08%	PFiV
	184	0,06%	M.S.R.
	172	0,06%	FE de las JONS

## Lleida

Escrutat 100%

	2012		2010	
Total votants	209.143	66,78%	59,87%	
Abstenció	104.031	33,22%	40,13%	
Vots nuls	2.347	1,12%	0,89%	
Vots en blanc	4.153	1,99%	3,51%	
Vots a candidatures	202.643	96,89%	95,60%	

15 Diputats a escollir



2012			
Candidatures	Vots		Dip.
CiU	89.035	43,05%	8
ERC-Cat Sí	36.011	17,41%	3
PP	23.338	11,28%	2
PSC	21.598	10,44%	1
ICV-EUiA	11.145	5,38%	1
C's	6.881	3,32%	
CUP-Alternativa d'Esquerres	6.302	3,04%	
SI	3.038	1,46%	
Eb	1.417	0,68%	
PxC	1.224	0,59%	
PACMA	752	0,36%	
PIRATA.CAT	642	0,31%	
FARTS.cat	476	0,23%	
UPyD	393	0,19%	
PRE-IR	301	0,14%	
U.C.E.	90	0,04%	

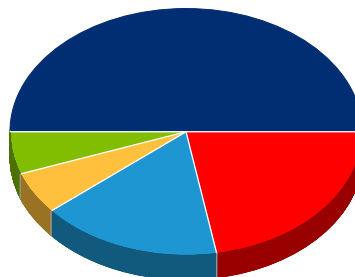
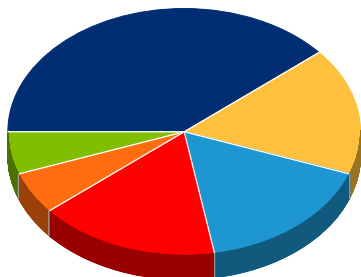
2010			
Dip.	Vots		Candidatures
9	87.052	46,93%	CiU
1	16.966	9,15%	ESQUERRA
2	18.960	10,22%	P.P.
3	27.461	14,80%	PSC-PSOE
	7.423	4,00%	ICV-EUiA
	2.757	1,49%	C's
	5.758	3,10%	SI
	1.071	0,58%	Eb-CenB
	3.295	1,78%	PxC
	494	0,27%	PACMA-Animalista
	353	0,19%	PIRATA.CAT
	94	0,05%	UPyD
	46	0,02%	UCE
	4.205	2,27%	Ri.cat
	648	0,35%	EV-GVE
	490	0,26%	DES DE BAIX
	314	0,17%	PxCat
	251	0,14%	PCPC
	249	0,13%	CORI
	216	0,12%	PDLPEA
	187	0,10%	BLOC.S.C.
	125	0,07%	PFIv
	122	0,07%	PUM+J
	98	0,05%	PAR
	89	0,05%	FE de las JONS
	57	0,03%	CDS
	52	0,03%	PH
	49	0,03%	P.J.P.
	47	0,03%	M.S.R.

## Tarragona

Escrutat 100%

	2012		2010	
Total votants	362.792	65,17%	56,79%	
Abstenció	193.910	34,83%	43,21%	
Vots nuls	4.681	1,29%	0,97%	
Vots en blanc	6.427	1,77%	2,68%	
Vots a candidatures	351.684	96,94%	96,35%	

18 Diputats a escollir



2012			
Candidatures	Vots		Dip.
CiU	113.657	31,73%	7
ERC-Cat Sí	54.093	15,10%	3
P.P.	53.591	14,96%	3
PSC	48.642	13,58%	3
C's	26.039	7,27%	1
ICV-EUiA	24.538	6,85%	1
CUP-Alternativa d'Esquerrres	12.840	3,58%	
S.I.	5.493	1,53%	
PxC	4.103	1,14%	
Eb	2.108	0,58%	
PACMA	2.065	0,57%	
UPyD	1.373	0,38%	
FARTS.cat	1.323	0,36%	
PIRATA.CAT	1.199	0,33%	
SiR	333	0,09%	
U.C.E.	287	0,08%	

2010			
Dip.	Vots		Candidatures
9	121.836	39,32%	CiU
1	26.355	8,51%	ERC/ESQUERRA
3	41.418	13,37%	P.P.
4	56.481	18,23%	PSC-PSOE
	8.453	2,73%	C's
1	15.747	5,08%	ICV-EUiA
	10.581	3,41%	S.I.
	8.017	2,59%	PxC
	1.264	0,41%	Eb-CenB
	1.022	0,33%	PACMA-ANIMALISTA
	452	0,15%	UPyD
	523	0,17%	PIRATA.CAT
	85	0,03%	U.C.E.
	2.887	0,93%	Ri.cat
	2.040	0,66%	CORI
	1.501	0,48%	EV-GVE
	371	0,12%	DES DE BAIX
	335	0,11%	PDLPEA
	284	0,09%	P.O.S.I.
	282	0,09%	PCPC
	249	0,08%	FE de las JONS
	244	0,08%	PRE-IR
	227	0,07%	PFiV
	204	0,07%	PUM+J
	186	0,06%	GLBTH/TSI
	161	0,05%	CDS
	82	0,03%	SAIN
	67	0,02%	M.S.R.
	54	0,02%	ALS
	46	0,01%	DW

## Comarques

	Alt Camp		Alt Empordà		Alt Penedès		Alt Urgell		Alta Ribagorça		Anoia	
Escurtat	100%		100%		100%		100%		100%		100%	
Total votants	22.192	69,25%	56.887	68,10%	55.145	73,05%	10.709	68,42%	2.010	67,04%	59.949	69,23%
Abstenció	9.856	30,75%	26.647	31,90%	20.341	26,95%	4.944	31,58%	988	32,96%	26.644	30,77%
Vots nuls	191	0,86%	412	0,72%	573	1,04%	133	1,24%	35	1,74%	554	0,92%
Vots en blanc	332	1,50%	729	1,28%	678	1,23%	170	1,59%	45	2,24%	1.012	1,69%
Vots a candidatures	21.669	97,64%	55.746	98,00%	53.894	97,73%	10.406	97,17%	1.930	96,02%	58.383	97,39%

### Candidatures

CiU	8.721	39,63%	22.995	40,71%	20.933	38,35%	4.978	47,06%	743	37,62%	20.744	34,92%
ERC-Cat Sí	4.086	18,57%	9.219	16,32%	9.468	17,34%	1.732	16,37%	348	17,62%	9.018	15,18%
PSC	2.303	10,46%	5.653	10,00%	6.170	11,30%	1.004	9,49%	321	16,25%	7.854	13,22%
P.P.	2.158	9,80%	7.474	13,23%	4.613	8,45%	1.015	9,59%	155	7,84%	6.603	11,11%
ICV-EUiA	1.218	5,53%	2.847	5,04%	4.452	8,15%	629	5,94%	133	6,73%	4.534	7,63%
C's	973	4,42%	2.270	4,01%	2.178	3,99%	248	2,34%	58	2,93%	3.255	5,48%
CUP-Alternativa d'Esquerres	1.044	4,74%	2.384	4,22%	3.099	5,67%	461	4,35%	84	4,25%	1.965	3,30%
PxC	201	0,91%	783	1,38%	890	1,63%	13	0,12%	5	0,25%	1.862	3,13%
SI	487	2,21%	952	1,68%	948	1,73%	156	1,47%	20	1,01%	847	1,42%
Eb	99	0,44%	339	0,60%	272	0,49%	47	0,44%	25	1,26%	364	0,61%
PACMA	136	0,61%	243	0,43%	251	0,45%	34	0,32%	11	0,55%	372	0,62%
PIRATA.CAT	85	0,38%	198	0,35%	225	0,41%	41	0,38%	8	0,40%	355	0,59%
UPyD	55	0,24%	134	0,23%	99	0,18%	18	0,17%	6	0,30%	196	0,32%
FARTS.cat	61	0,27%	122	0,21%	131	0,24%	23	0,21%	7	0,35%	169	0,28%
VD	-	-	-	-	136	0,24%	-	-	-	-	180	0,30%
U.C.E.	16	0,07%	42	0,07%	29	0,05%	2	0,01%	1	0,05%	65	0,10%
PRE-IR	-	-	91	0,16%	-	-	5	0,04%	5	0,25%	-	-
SIR	26	0,11%	-	-	-	-	-	-	-	-	-	-

	Bages		Baix Camp		Baix Ebre		Baix Empordà		Baix Llobregat		Baix Penedès	
Escurtat	100%		100%		100%		100%		100%		100%	
Total votants	94.882	70,18%	84.790	66,85%	34.875	63,66%	60.316	69,45%	398.229	68,82%	43.801	62,59%
Abstenció	40.318	29,82%	42.051	33,15%	19.904	36,34%	26.528	30,55%	180.465	31,18%	26.176	37,41%
Vots nuls	794	0,84%	772	0,91%	692	1,98%	452	0,75%	3.868	0,97%	585	1,34%
Vots en blanc	1.357	1,43%	1.352	1,59%	874	2,51%	775	1,28%	6.351	1,59%	675	1,54%
Vots a candidatures	92.731	97,73%	82.666	97,50%	33.309	95,51%	59.089	97,97%	388.010	97,44%	42.541	97,12%

### Candidatures

CiU	37.850	40,22%	28.578	34,01%	11.766	34,42%	25.195	42,08%	78.137	19,81%	11.829	27,37%
ERC-Cat Sí	16.672	17,71%	10.801	12,85%	7.446	21,78%	10.548	17,61%	42.146	10,68%	4.930	11,40%
PSC	10.887	11,57%	10.626	12,64%	4.003	11,71%	7.120	11,89%	79.272	20,10%	7.351	17,00%
P.P.	7.793	8,28%	13.348	15,88%	3.830	11,20%	5.758	9,61%	56.333	14,28%	6.899	15,96%
ICV-EUiA	6.444	6,84%	5.013	5,96%	2.542	7,43%	3.647	6,09%	51.739	13,11%	3.597	8,32%
C's	3.654	3,88%	6.497	7,73%	878	2,56%	2.016	3,36%	42.615	10,80%	3.800	8,79%
CUP-Alternativa d'Esquerres	4.014	4,26%	3.789	4,50%	1.126	3,29%	2.037	3,40%	9.978	2,53%	1.361	3,14%
PxC	2.073	2,20%	819	0,97%	528	1,54%	612	1,02%	9.634	2,44%	1.041	2,40%
SI	1.693	1,79%	1.206	1,43%	612	1,79%	988	1,65%	3.296	0,83%	568	1,31%
Eb	463	0,49%	487	0,57%	180	0,52%	313	0,52%	3.674	0,93%	292	0,67%
PACMA	363	0,38%	496	0,59%	129	0,37%	305	0,50%	2.741	0,69%	282	0,65%
PIRATA.CAT	297	0,31%	246	0,29%	78	0,22%	171	0,28%	2.302	0,58%	153	0,35%
UPyD	131	0,13%	352	0,41%	53	0,15%	122	0,20%	2.880	0,73%	183	0,42%
FARTS.cat	158	0,16%	283	0,33%	106	0,31%	124	0,20%	1.809	0,45%	189	0,43%
VD	202	0,21%	-	-	-	-	-	-	1.081	0,27%	-	-
U.C.E.	37	0,03%	79	0,09%	15	0,04%	42	0,07%	373	0,09%	33	0,07%
PRE-IR	-	-	-	-	-	-	91	0,15%	-	-	-	-
SIR	-	-	46	0,05%	17	0,04%	-	-	-	-	33	0,07%



## Comarques

	Barcelonès		Berguedà		Cerdanya		Conca de Barberà		Garraf		Garrigues	
Escurtat	100%		100%		100%		100%		100%		100%	
Total votants	1.083.981	69,26%	23.644	73,85%	9.363	71,02%	11.286	73,08%	67.501	67,02%	10.858	72,58%
Abstenció	481.030	30,74%	8.374	26,15%	3.820	28,98%	4.158	26,92%	33.224	32,98%	4.102	27,42%
Vots nuls	8.037	0,74%	185	0,78%	85	0,91%	107	0,95%	578	0,86%	110	1,01%
Vots en blanc	13.922	1,28%	316	1,34%	116	1,24%	180	1,59%	991	1,47%	180	1,66%
Vots a candidatures	1.062.022	97,98%	23.143	97,88%	9.162	97,85%	10.999	97,46%	65.932	97,67%	10.568	97,33%

### Candidatures

CiU	277.791	25,81%	11.373	48,48%	4.812	51,86%	4.972	44,47%	19.020	28,42%	5.347	49,74%
ERC-Cat Sí	127.738	11,87%	5.050	21,52%	1.450	15,62%	2.990	26,74%	8.396	12,54%	2.406	22,38%
PSC	163.027	15,15%	1.751	7,46%	593	6,39%	698	6,24%	10.092	15,08%	838	7,79%
P.P.	166.920	15,51%	1.252	5,33%	962	10,36%	655	5,85%	8.718	13,02%	769	7,15%
ICV-EUiA	132.317	12,29%	1.050	4,47%	409	4,40%	587	5,25%	6.553	9,79%	388	3,60%
C's	94.883	8,81%	380	1,61%	284	3,06%	226	2,02%	5.524	8,25%	136	1,26%
CUP-Alternativa d'Esquerres	37.810	3,51%	1.277	5,44%	226	2,43%	420	3,75%	3.989	5,96%	353	3,28%
PxC	15.167	1,40%	274	1,16%	36	0,38%	54	0,48%	855	1,27%	46	0,42%
SI	11.132	1,03%	474	2,02%	193	2,08%	242	2,16%	807	1,20%	162	1,50%
Eb	10.050	0,93%	122	0,52%	70	0,75%	54	0,48%	538	0,80%	29	0,26%
PACMA	6.628	0,61%	44	0,18%	32	0,34%	36	0,32%	390	0,58%	32	0,29%
PIRATA.CAT	6.906	0,64%	23	0,09%	33	0,35%	30	0,26%	289	0,43%	24	0,22%
UPyD	5.309	0,49%	13	0,05%	12	0,12%	10	0,08%	317	0,47%	4	0,03%
FARTS.cat	3.531	0,32%	32	0,13%	27	0,29%	15	0,13%	233	0,34%	13	0,12%
VD	2.098	0,19%	22	0,09%	-	-	-	-	166	0,24%	-	-
U.C.E.	715	0,06%	6	0,02%	2	0,02%	4	0,03%	45	0,06%	6	0,05%
PRE-IR	-	-	0	0%	21	0,22%	-	-	-	-	15	0,13%
SIR	-	-	-	-	-	-	6	0,05%	-	-	-	-

	Garrotxa		Gironès		Maresme		Montsià		Noguera		Osona	
Escurtat	100%		100%		100%		100%		100%		100%	
Total votants	29.627	74,74%	85.765	73,08%	222.012	71,10%	30.103	64,02%	19.951	71,74%	83.803	77,29%
Abstenció	10.012	25,26%	31.588	26,92%	90.260	28,90%	16.917	35,98%	7.858	28,26%	24.626	22,71%
Vots nuls	213	0,72%	698	0,81%	1.744	0,79%	716	2,38%	192	0,96%	472	0,56%
Vots en blanc	342	1,15%	994	1,16%	2.778	1,25%	877	2,91%	351	1,76%	861	1,03%
Vots a candidatures	29.072	98,13%	84.073	98,03%	217.490	97,96%	28.510	94,71%	19.408	97,28%	82.470	98,41%

### Candidatures

CiU	15.351	52,18%	35.444	41,66%	78.295	35,54%	9.918	33,74%	9.709	49,13%	42.302	50,76%
ERC-Cat Sí	6.065	20,61%	15.541	18,26%	31.268	14,19%	6.286	21,39%	3.836	19,41%	17.618	21,14%
PSC	1.943	6,60%	8.317	9,77%	26.018	11,81%	3.810	12,96%	1.594	8,06%	4.883	5,85%
P.P.	1.508	5,12%	7.421	8,72%	27.322	12,40%	3.712	12,63%	1.857	9,39%	4.241	5,08%
ICV-EUiA	1.272	4,32%	5.173	6,08%	19.148	8,69%	1.716	5,83%	869	4,39%	3.499	4,19%
C's	419	1,42%	3.330	3,91%	14.828	6,73%	618	2,10%	357	1,80%	1.747	2,09%
CUP-Alternativa d'Esquerres	1.390	4,72%	4.683	5,50%	6.988	3,17%	1.041	3,54%	530	2,68%	2.980	3,57%
PxC	299	1,01%	820	0,96%	4.840	2,19%	478	1,62%	85	0,43%	1.742	2,09%
SI	486	1,65%	1.574	1,85%	3.107	1,41%	479	1,62%	294	1,48%	2.471	2,96%
Eb	119	0,40%	542	0,63%	1.594	0,72%	111	0,37%	80	0,40%	327	0,39%
PACMA	58	0,19%	391	0,45%	1.217	0,55%	95	0,32%	56	0,28%	243	0,29%
PIRATA.CAT	53	0,18%	319	0,37%	1.048	0,47%	68	0,23%	63	0,31%	145	0,17%
UPyD	18	0,06%	180	0,21%	649	0,29%	53	0,18%	16	0,08%	63	0,07%
FARTS.cat	37	0,12%	176	0,20%	635	0,28%	85	0,28%	28	0,14%	87	0,10%
VD	-	-	-	-	411	0,18%	-	-	-	-	97	0,11%
U.C.E.	11	0,03%	39	0,04%	122	0,05%	19	0,06%	4	0,02%	22	0,02%
PRE-IR	43	0,14%	123	0,14%	-	-	-	-	30	0,15%	3	0%
SIR	-	-	-	-	-	-	21	0,07%	-	-	-	-

## Comarques

	Pallars Jussà		Pallars Sobirà		Pla de l'Estany		Pla d'Urgell		Priorat		Ribera d'Ebre	
Escurtat	<b>100%</b>		<b>100%</b>		<b>100%</b>		<b>100%</b>		<b>100%</b>		<b>100%</b>	
Total votants	7.137	68,80%	4.001	74,19%	16.677	77,69%	18.120	73,25%	5.868	79,08%	12.124	71,56%
Abstenció	3.237	31,20%	1.392	25,81%	4.788	22,31%	6.616	26,75%	1.552	20,92%	4.818	28,44%
Vots nuls	75	1,05%	59	1,47%	92	0,55%	209	1,15%	54	0,92%	196	1,62%
Vots en blanc	108	1,51%	59	1,47%	163	0,98%	436	2,41%	65	1,11%	227	1,87%
Vots a candidatures	6.954	97,44%	3.883	97,06%	16.422	98,47%	17.475	96,44%	5.749	97,97%	11.701	96,51%

### Candidatures

CiU	3.470	49,13%	1.879	47,66%	8.771	52,88%	8.961	50,03%	2.533	43,56%	4.809	40,31%
ERC-Cat Sí	1.452	20,56%	905	22,95%	3.784	22,81%	3.434	19,17%	1.449	24,92%	2.860	23,97%
PSC	655	9,27%	298	7,55%	654	3,94%	1.387	7,74%	422	7,25%	1.311	10,99%
P.P.	467	6,61%	191	4,84%	820	4,94%	1.463	8,16%	302	5,19%	947	7,93%
ICV-EUiA	344	4,87%	209	5,30%	633	3,81%	741	4,13%	317	5,45%	685	5,74%
C's	95	1,34%	60	1,52%	199	1,19%	351	1,95%	56	0,96%	208	1,74%
CUP-Alternativa d'Esquerres	271	3,83%	251	6,36%	971	5,85%	475	2,65%	506	8,70%	358	3,00%
PxC	11	0,15%	2	0,05%	75	0,45%	127	0,70%	13	0,22%	69	0,57%
SI	95	1,34%	43	1,09%	326	1,96%	311	1,73%	104	1,78%	280	2,34%
Eb	34	0,48%	14	0,35%	65	0,39%	72	0,40%	10	0,17%	31	0,25%
PACMA	17	0,24%	6	0,15%	43	0,25%	44	0,24%	12	0,20%	37	0,31%
PIRATA.CAT	20	0,28%	11	0,27%	39	0,23%	30	0,16%	10	0,17%	42	0,35%
UPyD	5	0,07%	1	0,02%	10	0,06%	16	0,08%	4	0,06%	12	0,10%
FARTS.cat	9	0,12%	7	0,17%	18	0,10%	26	0,14%	9	0,15%	32	0,26%
VD	-	-	-	-	-	-	-	-	-	-	-	-
U.C.E.	5	0,07%	1	0,02%	4	0,02%	7	0,03%	0	0%	8	0,06%
PRE-IR	4	0,05%	5	0,12%	10	0,06%	30	0,16%	-	-	-	-
SIR	-	-	-	-	-	-	-	-	2	0,03%	12	0,10%

	Ripollès		Segarra		Segrià		Selva		Solsonès		Tarragonès	
Escurtat	<b>100%</b>		<b>100%</b>		<b>100%</b>		<b>100%</b>		<b>100%</b>		<b>100%</b>	
Total votants	15.575	75,80%	10.271	72,24%	93.565	66,95%	74.765	67,53%	7.128	73,21%	110.005	66,59%
Abstenció	4.972	24,20%	3.946	27,76%	46.182	33,05%	35.948	32,47%	2.608	26,79%	55.193	33,41%
Vots nuls	126	0,81%	108	1,05%	1.130	1,21%	717	0,96%	51	0,72%	1.096	1,00%
Vots en blanc	257	1,65%	218	2,12%	1.922	2,05%	961	1,29%	108	1,52%	1.665	1,51%
Vots a candidatures	15.192	97,54%	9.945	96,83%	90.513	96,74%	73.087	97,75%	6.969	97,76%	107.244	97,49%

### Candidatures

CiU	7.729	50,02%	4.953	48,73%	33.802	36,56%	28.382	38,32%	3.452	48,77%	27.537	25,28%
ERC-Cat Sí	2.928	18,95%	2.002	19,69%	13.843	14,97%	11.951	16,13%	1.758	24,84%	11.707	10,74%
PSC	1.268	8,20%	635	6,24%	12.179	13,17%	9.265	12,51%	407	5,75%	17.395	15,97%
P.P.	956	6,18%	919	9,04%	13.427	14,52%	8.292	11,19%	442	6,24%	20.726	19,03%
ICV-EUiA	797	5,15%	406	3,99%	6.013	6,50%	5.677	7,66%	266	3,75%	8.483	7,78%
C's	308	1,99%	209	2,05%	4.720	5,10%	3.616	4,88%	79	1,11%	12.656	11,62%
CUP-Alternativa d'Esquerres	563	3,64%	387	3,80%	2.334	2,52%	2.274	3,07%	309	4,36%	2.931	2,69%
PxC	133	0,86%	75	0,73%	680	0,73%	644	0,86%	62	0,87%	850	0,78%
SI	252	1,63%	226	2,22%	1.113	1,20%	1.265	1,70%	102	1,44%	1.398	1,28%
Eb	84	0,54%	38	0,37%	910	0,98%	424	0,57%	29	0,40%	825	0,75%
PACMA	68	0,44%	35	0,34%	451	0,48%	427	0,57%	14	0,19%	826	0,75%
PIRATA.CAT	34	0,22%	16	0,15%	324	0,35%	288	0,38%	13	0,18%	470	0,43%
UPyD	16	0,10%	11	0,10%	252	0,27%	207	0,27%	9	0,12%	633	0,58%
FARTS.cat	29	0,18%	16	0,15%	287	0,31%	190	0,25%	5	0,07%	530	0,48%
VD	-	-	-	-	-	-	6	0%	-	-	-	-
U.C.E.	6	0,03%	4	0,03%	42	0,04%	63	0,08%	3	0,04%	109	0,10%
PRE-IR	21	0,13%	13	0,12%	136	0,14%	116	0,15%	19	0,26%	-	-
SIR	-	-	-	-	-	-	-	-	-	-	168	0,15%



## Comarques

	Terra Alta		Urgell		Val d'Aran		Vallès Occidental		Vallès Oriental	
Escrutat	100%		100%		100%		100%		100%	
Total votants	6.850	72,76%	17.877	71,30%	4.251	63,53%	449.278	70,29%	202.582	70,33%
Abstenció	2.565	27,24%	7.195	28,70%	2.440	36,47%	189.860	29,71%	85.455	29,67%
Vots nuls	124	1,81%	135	0,76%	88	2,07%	3.612	0,80%	2.051	1,01%
Vots en blanc	171	2,50%	367	2,05%	153	3,60%	6.633	1,48%	3.055	1,51%
Vots a candidatures	6.555	95,69%	17.375	97,19%	4.010	94,33%	439.033	97,72%	197.476	97,48%

### Candidatures

CiU	2.765	41,10%	8.769	49,42%	1.297	31,15%	115.588	25,93%	61.105	30,47%
ERC-Cat Sí	1.396	20,75%	3.384	19,07%	262	6,29%	51.044	11,45%	27.249	13,58%
PSC	604	8,98%	1.254	7,06%	825	19,81%	80.416	18,04%	28.434	14,17%
P.P.	920	13,67%	1.517	8,55%	911	21,88%	53.685	12,04%	23.458	11,69%
ICV-EUiA	318	4,72%	765	4,31%	235	5,64%	51.706	11,60%	21.489	10,71%
C's	100	1,48%	267	1,50%	235	5,64%	43.697	9,80%	16.622	8,28%
CUP-Alternativa d'Esquerres	249	3,70%	680	3,83%	56	1,34%	14.297	3,20%	6.257	3,12%
PxC	49	0,72%	104	0,58%	9	0,21%	9.855	2,21%	4.176	2,08%
SI	93	1,38%	416	2,34%	19	0,45%	4.645	1,04%	2.706	1,34%
Eb	18	0,26%	77	0,43%	40	0,96%	3.621	0,81%	1.767	0,88%
PACMA	7	0,10%	26	0,14%	16	0,38%	2.872	0,64%	1.290	0,64%
PIRATA.CAT	15	0,22%	50	0,28%	29	0,69%	2.613	0,58%	983	0,49%
UPyD	6	0,08%	9	0,05%	38	0,91%	1.795	0,40%	628	0,31%
FARTS.cat	12	0,17%	23	0,12%	24	0,57%	1.709	0,38%	664	0,33%
VD	-	-	-	-	-	-	1.074	0,24%	504	0,25%
U.C.E.	2	0,02%	8	0,04%	6	0,14%	416	0,09%	144	0,07%
PRE-IR	-	-	26	0,14%	8	0,19%	-	-	-	-
SIR	1	0,01%	-	-	-	-	-	-	-	-

## Candidatures

### Escrutat

Catalunya: 100%

Barcelona: 100%

Girona: 100%

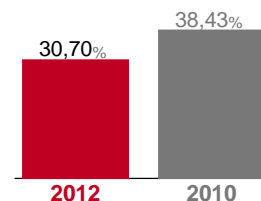
Lleida: 100%

Tarragona: 100%



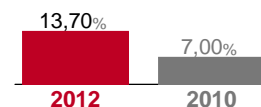
**CiU**  
CONVERGÈNCIA i UNIÓ

	2012			2010		
	Vots	%	Dip.	Dip.	Vots	%
Barcelona	765.330	28,08%	26	35	862.010	36,80%
Girona	148.237	42,95%	9	9	131.932	45,10%
Lleida	89.035	43,05%	8	9	87.052	46,93%
Tarragona	113.657	31,73%	7	9	121.836	39,32%
<b>Catalunya</b>	<b>1.116.259</b>	<b>30,70%</b>	<b>50</b>	<b>62</b>	<b>1.202.830</b>	<b>38,43%</b>



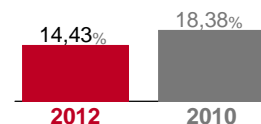
**ERC-Cat Sí**  
ESQUERRA REPUBLICANA DE CATALUNYA-CATALUNYA SÍ

	2012			2010		
	Vots	%	Dip.	Dip.	Vots	%
Barcelona	346.662	12,72%	12	6	148.973	6,36%
Girona	61.358	17,77%	3	2	26.879	9,19%
Lleida	36.011	17,41%	3	1	16.966	9,15%
Tarragona	54.093	15,10%	3	1	26.355	8,51%
<b>Catalunya</b>	<b>498.124</b>	<b>13,70%</b>	<b>21</b>	<b>10</b>	<b>219.173</b>	<b>7,00%</b>



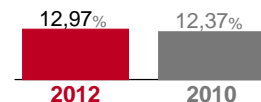
**PSC**  
PARTIT DELS SOCIALISTES DE CATALUNYA (PSC-PSOE)

	2012			2010		
	Vots	%	Dip.	Dip.	Vots	%
Barcelona	419.779	15,40%	14	18	449.549	19,19%
Girona	34.688	10,05%	2	3	41.742	14,27%
Lleida	21.598	10,44%	1	3	27.461	14,80%
Tarragona	48.642	13,58%	3	4	56.481	18,23%
<b>Catalunya</b>	<b>524.707</b>	<b>14,43%</b>	<b>20</b>	<b>28</b>	<b>575.233</b>	<b>18,38%</b>



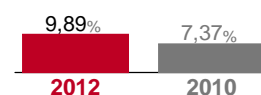
**P.P.**  
PARTIT POPULAR

	2012			2010		
	Vots	%	Dip.	Dip.	Vots	%
Barcelona	361.656	13,27%	12	12	301.440	12,87%
Girona	33.096	9,58%	2	1	25.248	8,63%
Lleida	23.338	11,28%	2	2	18.960	10,22%
Tarragona	53.591	14,96%	3	3	41.418	13,37%
<b>Catalunya</b>	<b>471.681</b>	<b>12,97%</b>	<b>19</b>	<b>18</b>	<b>387.066</b>	<b>12,37%</b>



**ICV-EUiA**  
INICIATIVA PER CATALUNYA-VERDS-ESQUERRA UNIDA I ALTERNATIVA

	2012			2010		
	Vots	%	Dip.	Dip.	Vots	%
Barcelona	303.625	11,14%	10	8	193.545	8,26%
Girona	20.397	5,91%	1	1	14.109	4,82%
Lleida	11.145	5,38%	1		7.423	4,00%
Tarragona	24.538	6,85%	1	1	15.747	5,08%
<b>Catalunya</b>	<b>359.705</b>	<b>9,89%</b>	<b>13</b>	<b>10</b>	<b>230.824</b>	<b>7,37%</b>



## Candidatures

### Escrutat

Catalunya: 100%

Barcelona: 100%

Girona: 100%

Lleida: 100%

Tarragona: 100%



#### C's CIUTADANS-PARTIDO DE LA CIUDADANÍA

	2012			2010		
	Vots		Dip.	Dip.	Vots	
Barcelona	229.746	8,43%	8	3	89.990	3,84%
Girona	12.341	3,57%			4.954	1,69%
Lleida	6.881	3,32%			2.757	1,49%
Tarragona	26.039	7,27%	1		8.453	2,73%
<b>Catalunya</b>	<b>275.007</b>	<b>7,56%</b>	<b>9</b>	<b>3</b>	<b>106.154</b>	<b>3,39%</b>



#### CUP-Alternativa d'Esqueres CANDIDATURA D'UNITAT POPULAR-ALTERNATIVA D'ESQUERRES

	2012			2010		
	Vots		Dip.	Dip.	Vots	
Barcelona	92.794	3,40%	3	-	-	-
Girona	14.499	4,20%			-	-
Lleida	6.302	3,04%			-	-
Tarragona	12.840	3,58%			-	-
<b>Catalunya</b>	<b>126.435</b>	<b>3,47%</b>	<b>3</b>			



#### PxC PLATAFORMA PER CATALUNYA

	2012			2010		
	Vots		Dip.	Dip.	Vots	
Barcelona	51.403	1,88%			57.381	2,45%
Girona	3.377	0,97%			6.441	2,20%
Lleida	1.224	0,59%			3.295	1,78%
Tarragona	4.103	1,14%			8.017	2,59%
<b>Catalunya</b>	<b>60.107</b>	<b>1,65%</b>			<b>75.134</b>	<b>2,40%</b>



#### SI SOLIDARITAT CATALANA PER LA INDEPENDÈNCIA

	2012			2010		
	Vots		Dip.	Dip.	Vots	
Barcelona	32.296	1,18%		3	72.693	3,10%
Girona	6.011	1,74%		1	13.889	4,75%
Lleida	3.038	1,46%			5.758	3,10%
Tarragona	5.493	1,53%			10.581	3,41%
<b>Catalunya</b>	<b>46.838</b>	<b>1,28%</b>		<b>4</b>	<b>102.921</b>	<b>3,29%</b>



#### Eb ESCONS EN BLANC

	2012			2010		
	Vots		Dip.	Dip.	Vots	
Barcelona	22.817	0,83%			14.185	0,61%
Girona	1.946	0,56%			2.159	0,74%
Lleida	1.417	0,68%			1.071	0,58%
Tarragona	2.108	0,58%			1.264	0,41%
<b>Catalunya</b>	<b>28.288</b>	<b>0,77%</b>			<b>18.679</b>	<b>0,60%</b>

## Candidatures

### Escrutat

Catalunya: 100%

Barcelona: 100%

Girona: 100%

Lleida: 100%

Tarragona: 100%



#### PACMA PARTIT ANIMALISTA CONTRA EL MALTRACTAMENT ANIMAL

	2012		2010		
	Vots	Dip.	Dip.	Vots	
Barcelona	16.479	0,60%		11.593	0,49%
Girona	1.565	0,45%		1.129	0,39%
Lleida	752	0,36%		494	0,27%
Tarragona	2.065	0,57%		1.022	0,33%
<b>Catalunya</b>	<b>20.861</b>	<b>0,57%</b>		<b>14.238</b>	<b>0,45%</b>
					<u>0,57%</u> <u>0,45%</u>
					<b>2012</b> <b>2010</b>



#### PIRATA.CAT PIRATES DE CATALUNYA

	2012		2010		
	Vots	Dip.	Dip.	Vots	
Barcelona	15.241	0,55%		5.001	0,21%
Girona	1.137	0,32%		574	0,20%
Lleida	642	0,31%		353	0,19%
Tarragona	1.199	0,33%		523	0,17%
<b>Catalunya</b>	<b>18.219</b>	<b>0,50%</b>		<b>6.451</b>	<b>0,21%</b>
					<u>0,50%</u> <u>0,21%</u>
					<b>2012</b> <b>2010</b>



#### UPyD UNIÓN PROGRESO Y DEMOCRACIA

	2012		2010		
	Vots	Dip.	Dip.	Vots	
Barcelona	12.147	0,44%		4.634	0,20%
Girona	701	0,20%		238	0,08%
Lleida	393	0,19%		94	0,05%
Tarragona	1.373	0,38%		452	0,15%
<b>Catalunya</b>	<b>14.614</b>	<b>0,40%</b>		<b>5.418</b>	<b>0,17%</b>
					<u>0,40%</u> <u>0,17%</u>
					<b>2012</b> <b>2010</b>



#### FARTS.cat HARTOS.org Ciutadans en Blanc

	2012		2010		
	Vots	Dip.	Dip.	Vots	
Barcelona	9.185	0,33%		-	-
Girona	718	0,20%		-	-
Lleida	476	0,23%		-	-
Tarragona	1.323	0,36%		-	-
<b>Catalunya</b>	<b>11.702</b>	<b>0,32%</b>		-	-
					<u>0,32%</u> <u>0,00%</u>
					<b>2012</b> <b>2010</b>



#### VD VIA DEMOCRÁTICA

	2012		2010		
	Vots	Dip.	Dip.	Vots	
Barcelona	5.984	0,21%		-	-
Girona	-	-		-	-
Lleida	-	-		-	-
Tarragona	-	-		-	-
<b>Catalunya</b>	<b>5.984</b>	<b>0,16%</b>		-	-
					<u>0,16%</u> <u>0,00%</u>
					<b>2012</b> <b>2010</b>



## Candidatures

### Escrutat

Catalunya: 100%

Barcelona: 100%

Girona: 100%

Lleida: 100%

Tarragona: 100%



#### U.C.E. UNIFICACIÓN COMUNISTA DE ESPAÑA

	2012		2010							
	Vots	Dip.	Dip.	Vots						
Barcelona	1.998	0,07%		726	0,03%	<table border="0"> <tr> <td style="text-align: center;">0,07%</td> <td style="text-align: center;">0,03%</td> </tr> <tr> <td style="text-align: center;"><b>2012</b></td> <td style="text-align: center;"><b>2010</b></td> </tr> </table>	0,07%	0,03%	<b>2012</b>	<b>2010</b>
0,07%	0,03%									
<b>2012</b>	<b>2010</b>									
Girona	207	0,05%		47	0,02%					
Lleida	90	0,04%		46	0,02%					
Tarragona	287	0,08%		85	0,03%					
<b>Catalunya</b>	<b>2.582</b>	<b>0,07%</b>		<b>904</b>	<b>0,03%</b>					



#### PRE-IR PARTIT REPUBLICÀ D'ESQUERRA-IZQUIERDA REPUBLICANA

	2012		2010							
	Vots	Dip.	Dip.	Vots						
Barcelona	-	-		1.101	0,05%	<table border="0"> <tr> <td style="text-align: center;">0,02%</td> <td style="text-align: center;">0,05%</td> </tr> <tr> <td style="text-align: center;"><b>2012</b></td> <td style="text-align: center;"><b>2010</b></td> </tr> </table>	0,02%	0,05%	<b>2012</b>	<b>2010</b>
0,02%	0,05%									
<b>2012</b>	<b>2010</b>									
Girona	525	0,15%		202	0,07%					
Lleida	301	0,14%		-	-					
Tarragona	-	-		244	0,08%					
<b>Catalunya</b>	<b>826</b>	<b>0,02%</b>		<b>1.547</b>	<b>0,05%</b>					



#### SiR SOCIALISTES I REPUBLICANS (PEL DRET A DECIDIR)

	2012		2010					
	Vots	Dip.	Dip.	Vots				
Barcelona	-	-		-	-	<table border="0"> <tr> <td style="text-align: center;"><b>2012</b></td> <td style="text-align: center;"><b>2010</b></td> </tr> </table>	<b>2012</b>	<b>2010</b>
<b>2012</b>	<b>2010</b>							
Girona	-	-		-	-			
Lleida	-	-		-	-			
Tarragona	333	0,09%		-	-			
<b>Catalunya</b>	<b>333</b>	<b>0%</b>		-	-			



## Municipis de Barcelona

	Residents absents		Abrera		Aguilar de Segarra		Aiguafreda		Alella		Alpens	
Escurtat	<b>100%</b>		<b>100%</b>		<b>100%</b>		<b>100%</b>		<b>100%</b>		<b>100%</b>	
Total votants	7.818	6,49%	6.202	71,44%	156	77,61%	1.504	77,65%	5.301	75,62%	214	91,45%
Abstenció	112.640	93,51%	2.480	28,56%	45	22,39%	433	22,35%	1.709	24,38%	20	8,55%
Vots nuls	867	11,09%	72	1,16%	2	1,28%	16	1,06%	35	0,66%	0	0%
Vots en blanc	51	0,65%	117	1,89%	0	0%	20	1,33%	56	1,06%	1	0,47%
Vots a candidatures	6.900	88,26%	6.013	96,95%	154	98,72%	1.468	97,61%	5.210	98,28%	213	99,53%

### Candidatures

CiU	2.632	37,86%	1.080	17,61%	91	59,09%	727	48,85%	2.384	45,27%	137	64,01%
PSC	866	12,45%	1.236	20,16%	3	1,94%	101	6,78%	327	6,20%	1	0,46%
P.P.	659	9,48%	962	15,69%	5	3,24%	92	6,18%	652	12,38%	0	0%
ERC-Cat Si	1.151	16,55%	571	9,31%	24	15,58%	276	18,54%	795	15,09%	43	20,09%
ICV-EUiA	662	9,52%	782	12,75%	8	5,19%	96	6,45%	342	6,49%	11	5,14%
C's	290	4,17%	599	9,77%	3	1,94%	38	2,55%	342	6,49%	2	0,93%
CUP-ALTERNATIVA D'ESQUERRES	181	2,60%	171	2,78%	14	9,09%	59	3,96%	173	3,28%	11	5,14%
PxC	14	0,20%	274	4,46%	1	0,64%	18	1,20%	22	0,41%	0	0%
SI	178	2,56%	61	0,99%	4	2,59%	44	2,95%	61	1,15%	8	3,73%
Eb	27	0,38%	67	1,09%	0	0%	9	0,60%	34	0,64%	0	0%
PACMA	63	0,90%	43	0,70%	0	0%	2	0,13%	29	0,55%	0	0%
PIRATA.CAT	58	0,83%	58	0,94%	0	0%	3	0,20%	26	0,49%	0	0%
UPyD	64	0,92%	43	0,70%	0	0%	1	0,06%	7	0,13%	0	0%
FARTS.cat	27	0,38%	33	0,53%	0	0%	0	0%	9	0,17%	0	0%
VD	7	0,10%	28	0,45%	1	0,64%	2	0,13%	6	0,11%	0	0%
U.C.E.	21	0,30%	5	0,08%	0	0%	0	0%	1	0,01%	0	0%

	Ametlla del Vallès, l'		Arenys de Mar		Arenys de Munt		Argençola		Argentona		Artés	
Escurtat	<b>100%</b>		<b>100%</b>		<b>100%</b>		<b>100%</b>		<b>100%</b>		<b>100%</b>	
Total votants	4.505	75,23%	7.872	70,59%	4.793	75,37%	126	67,02%	6.543	73,09%	3.013	72,99%
Abstenció	1.483	24,77%	3.280	29,41%	1.566	24,63%	62	32,98%	2.409	26,91%	1.115	27,01%
Vots nuls	20	0,44%	66	0,84%	34	0,71%	2	1,59%	41	0,63%	32	1,06%
Vots en blanc	39	0,87%	65	0,83%	49	1,02%	2	1,59%	86	1,31%	45	1,49%
Vots a candidatures	4.446	98,69%	7.741	98,33%	4.710	98,27%	122	96,82%	6.416	98,06%	2.936	97,45%

### Candidatures

CiU	2.107	46,97%	3.229	41,36%	2.108	44,29%	55	44,35%	2.644	40,66%	1.259	42,23%
PSC	230	5,12%	694	8,89%	299	6,28%	1	0,80%	610	9,38%	237	7,95%
P.P.	448	9,98%	846	10,83%	309	6,49%	10	8,06%	733	11,27%	174	5,83%
ERC-Cat Si	715	15,94%	1.359	17,40%	998	20,97%	39	31,45%	973	14,96%	676	22,67%
ICV-EUiA	322	7,17%	595	7,62%	321	6,74%	5	4,03%	474	7,29%	117	3,92%
C's	261	5,81%	334	4,27%	164	3,44%	3	2,41%	386	5,93%	110	3,69%
CUP-ALTERNATIVA D'ESQUERRES	121	2,69%	322	4,12%	222	4,66%	6	4,83%	269	4,13%	189	6,34%
PxC	51	1,13%	80	1,02%	71	1,49%	0	0%	113	1,73%	89	2,98%
SI	96	2,14%	139	1,78%	105	2,20%	3	2,41%	74	1,13%	42	1,40%
Eb	39	0,86%	36	0,46%	40	0,84%	0	0%	47	0,72%	9	0,30%
PACMA	19	0,42%	46	0,58%	20	0,42%	0	0%	23	0,35%	10	0,33%
PIRATA.CAT	7	0,15%	24	0,30%	15	0,31%	0	0%	22	0,33%	10	0,33%
UPyD	7	0,15%	7	0,08%	10	0,21%	0	0%	11	0,16%	4	0,13%
FARTS.cat	10	0,22%	17	0,21%	13	0,27%	0	0%	22	0,33%	4	0,13%
VD	12	0,26%	10	0,12%	14	0,29%	0	0%	10	0,15%	4	0,13%
U.C.E.	1	0,02%	3	0,03%	1	0,02%	0	0%	5	0,07%	2	0,06%



## Municipis de Barcelona

	Avià		Avinyó		Avinyonet del Penedès		Badalona		Badia del Vallès		Bagà	
Escurtat	<b>100%</b>		<b>100%</b>		<b>100%</b>		<b>100%</b>		<b>100%</b>		<b>100%</b>	
Total votants	1.370	77,71%	1.365	79,78%	906	73,90%	101.348	65,25%	6.275	59,42%	1.428	73,53%
Abstenció	393	22,29%	346	20,22%	320	26,10%	53.981	34,75%	4.285	40,58%	514	26,47%
Vots nuls	9	0,66%	12	0,88%	5	0,55%	852	0,84%	63	1,00%	14	0,98%
Vots en blanc	17	1,24%	22	1,61%	15	1,66%	1.637	1,62%	90	1,43%	22	1,54%
Vots a candidatures	1.344	98,10%	1.331	97,51%	886	97,79%	98.859	97,54%	6.122	97,57%	1.392	97,48%

### Candidatures

CiU	733	53,85%	767	56,68%	431	47,83%	19.207	19,11%	472	7,59%	657	46,46%
PSC	31	2,27%	42	3,10%	67	7,43%	19.754	19,65%	1.800	28,97%	168	11,88%
P.P.	41	3,01%	58	4,28%	68	7,54%	17.840	17,75%	1.027	16,53%	63	4,45%
ERC-Cat Si	342	25,12%	324	23,94%	144	15,98%	10.216	10,16%	302	4,86%	267	18,88%
ICV-EUiA	38	2,79%	42	3,10%	77	8,54%	13.057	12,99%	919	14,79%	70	4,95%
C's	11	0,80%	12	0,88%	27	2,99%	10.134	10,08%	744	11,97%	40	2,82%
CUP-ALTERNATIVA D'ESQUERRES	89	6,53%	49	3,62%	31	3,44%	2.337	2,32%	223	3,58%	55	3,88%
PxC	16	1,17%	16	1,18%	16	1,77%	1.739	1,73%	258	4,15%	17	1,20%
SI	30	2,20%	17	1,25%	10	1,10%	922	0,91%	33	0,53%	25	1,76%
Eb	4	0,29%	2	0,14%	4	0,44%	922	0,91%	52	0,83%	13	0,91%
PACMA	4	0,29%	0	0%	1	0,11%	757	0,75%	80	1,28%	4	0,28%
PIRATA.CAT	0	0%	0	0%	6	0,66%	628	0,62%	49	0,78%	4	0,28%
UPyD	3	0,22%	1	0,07%	2	0,22%	676	0,67%	65	1,04%	0	0%
FARTS.cat	0	0%	0	0%	0	0%	356	0,35%	31	0,49%	7	0,49%
VD	2	0,14%	1	0,07%	2	0,22%	218	0,21%	22	0,35%	2	0,14%
U.C.E.	0	0%	0	0%	0	0%	96	0,09%	45	0,72%	0	0%

	Balenyà		Balsareny		Barberà del Vallès		Barcelona		Barcelona - Ciutat Vella		Barcelona - Eixample	
Escurtat	<b>100%</b>		<b>100%</b>		<b>100%</b>		<b>100%</b>		<b>100%</b>		<b>100%</b>	
Total votants	2.010	72,67%	1.820	68,78%	16.694	68,94%	805.427	70,89%	28.682	55,45%	137.938	73,78%
Abstenció	756	27,33%	826	31,22%	7.520	31,06%	330.664	29,11%	23.041	44,55%	49.013	26,22%
Vots nuls	17	0,85%	13	0,71%	162	0,97%	5.478	0,68%	230	0,80%	795	0,58%
Vots en blanc	27	1,34%	26	1,43%	303	1,82%	9.813	1,22%	264	0,92%	1.640	1,19%
Vots a candidatures	1.966	97,81%	1.781	97,86%	16.229	97,21%	790.136	98,10%	28.188	98,28%	135.503	98,23%

### Candidatures

CiU	823	41,29%	662	36,63%	2.380	14,39%	235.488	29,43%	6.954	24,44%	50.167	36,58%
PSC	214	10,73%	268	14,83%	3.482	21,06%	97.517	12,19%	3.849	13,52%	11.438	8,34%
P.P.	144	7,22%	110	6,08%	2.626	15,88%	118.852	14,85%	3.579	12,57%	18.180	13,25%
ERC-Cat Si	397	19,91%	305	16,87%	1.362	8,23%	104.651	13,08%	4.056	14,25%	19.269	14,05%
ICV-EUiA	129	6,47%	140	7,74%	2.500	15,12%	95.694	11,96%	4.184	14,70%	15.054	10,97%
C's	50	2,50%	83	4,59%	2.041	12,34%	65.910	8,23%	1.777	6,24%	9.768	7,12%
CUP-ALTERNATIVA D'ESQUERRES	72	3,61%	110	6,08%	581	3,51%	31.635	3,95%	1.779	6,25%	5.664	4,12%
PxC	51	2,55%	46	2,54%	504	3,04%	7.075	0,88%	388	1,36%	595	0,43%
SI	48	2,40%	23	1,27%	98	0,59%	9.103	1,13%	436	1,53%	1.767	1,28%
Eb	15	0,75%	10	0,55%	135	0,81%	7.372	0,92%	305	1,07%	1.135	0,82%
PACMA	10	0,50%	4	0,22%	137	0,82%	4.631	0,57%	250	0,87%	687	0,50%
PIRATA.CAT	5	0,25%	7	0,38%	141	0,85%	5.007	0,62%	309	1,08%	889	0,64%
UPyD	1	0,05%	4	0,22%	87	0,52%	2.972	0,37%	129	0,45%	419	0,30%
FARTS.cat	2	0,10%	2	0,11%	84	0,50%	2.379	0,29%	119	0,41%	274	0,19%
VD	5	0,25%	5	0,27%	55	0,33%	1.433	0,17%	54	0,18%	152	0,11%
U.C.E.	0	0%	2	0,11%	16	0,09%	417	0,05%	20	0,07%	45	0,03%

## Municipis de Barcelona

	Barcelona - Gràcia		Barcelona - Horta-Guinardó		Barcelona - Les Corts		Barcelona - Nou Barris		Barcelona - Sant Andreu		Barcelona - Sant Martí	
Escurtat	100%		100%		100%		100%		100%		100%	
Total votants	65.401	74,45%	86.853	69,16%	47.859	77,49%	76.974	64,87%	76.867	71,07%	116.957	70,72%
Abstenció	22.449	25,55%	38.724	30,84%	13.901	22,51%	41.676	35,13%	31.289	28,93%	48.414	29,28%
Vots nuls	393	0,60%	675	0,78%	231	0,48%	718	0,93%	609	0,79%	842	0,72%
Vots en blanc	668	1,02%	1.094	1,26%	617	1,29%	1.083	1,41%	959	1,25%	1.395	1,19%
Vots a candidatures	64.340	98,38%	85.084	97,96%	47.011	98,23%	75.173	97,66%	75.299	97,96%	114.720	98,09%

### Candidatures

CiU	22.726	34,95%	20.742	24,06%	18.038	37,87%	11.616	15,23%	17.923	23,50%	27.843	23,97%
PSC	5.161	7,93%	13.222	15,34%	3.856	8,09%	16.904	22,16%	11.361	14,89%	16.741	14,41%
P.P.	6.534	10,05%	12.655	14,68%	8.883	18,65%	14.229	18,65%	10.583	13,87%	16.161	13,91%
ERC-Cat Si	10.916	16,79%	11.534	13,38%	5.285	11,09%	7.068	9,26%	11.013	14,44%	15.929	13,71%
ICV-EUiA	8.082	12,43%	11.442	13,27%	3.698	7,76%	10.074	13,21%	10.489	13,75%	17.040	14,67%
C's	3.852	5,92%	7.065	8,19%	4.318	9,06%	8.161	10,70%	6.729	8,82%	10.121	8,71%
CUP-ALTERNATIVA D'ESQUERRES	4.123	6,34%	3.554	4,12%	1.303	2,73%	2.264	2,96%	2.897	3,79%	4.208	3,62%
PxC	236	0,36%	965	1,11%	208	0,43%	1.351	1,77%	847	1,11%	1.444	1,24%
SI	888	1,36%	1.010	1,17%	401	0,84%	630	0,82%	854	1,11%	1.340	1,15%
Eb	665	1,02%	818	0,94%	375	0,78%	746	0,97%	751	0,98%	1.092	0,94%
PACMA	390	0,59%	582	0,67%	149	0,31%	552	0,72%	514	0,67%	752	0,64%
PIRATA.CAT	372	0,57%	548	0,63%	202	0,42%	463	0,60%	516	0,67%	788	0,67%
UPyD	147	0,22%	306	0,35%	113	0,23%	503	0,65%	377	0,49%	515	0,44%
FARTS.cat	148	0,22%	321	0,37%	108	0,22%	321	0,42%	254	0,33%	419	0,36%
VD	78	0,11%	231	0,26%	54	0,11%	237	0,31%	156	0,20%	269	0,23%
U.C.E.	22	0,03%	89	0,10%	20	0,04%	54	0,07%	35	0,04%	58	0,04%

	Barcelona - Sants-Montjuïc		Barcelona - Sarrià-Sant Gervasi		Begues		Bellprat		Berga		Bigues i Riells	
Escurtat	100%		100%		100%		100%		100%		100%	
Total votants	85.752	67,96%	82.144	79,08%	3.565	76,34%	52	66,67%	8.790	71,31%	4.451	68,19%
Abstenció	40.424	32,04%	21.733	20,92%	1.105	23,66%	26	33,33%	3.536	28,69%	2.076	31,81%
Vots nuls	670	0,78%	315	0,38%	25	0,70%	3	5,77%	57	0,65%	46	1,03%
Vots en blanc	1.021	1,19%	1.072	1,31%	50	1,40%	1	1,92%	98	1,11%	64	1,44%
Vots a candidatures	84.061	98,03%	80.757	98,31%	3.490	97,90%	48	92,31%	8.635	98,24%	4.341	97,53%

### Candidatures

CiU	22.376	26,29%	37.103	45,34%	1.328	37,51%	24	48,97%	3.983	45,60%	1.521	34,52%
PSC	11.244	13,21%	3.741	4,57%	272	7,68%	5	10,20%	684	7,83%	434	9,85%
P.P.	11.172	13,13%	16.876	20,62%	352	9,94%	4	8,16%	534	6,11%	530	12,03%
ERC-Cat Si	13.239	15,56%	6.342	7,75%	622	17,57%	7	14,28%	1.876	21,48%	779	17,68%
ICV-EUiA	11.031	12,96%	4.600	5,62%	310	8,75%	0	0%	415	4,75%	365	8,28%
C's	6.371	7,48%	7.748	9,46%	288	8,13%	0	0%	165	1,88%	308	6,99%
CUP-ALTERNATIVA D'ESQUERRES	3.937	4,62%	1.906	2,32%	141	3,98%	6	12,24%	601	6,88%	127	2,88%
PxC	872	1,02%	169	0,20%	29	0,81%	0	0%	101	1,15%	67	1,52%
SI	1.081	1,27%	696	0,85%	47	1,32%	0	0%	185	2,11%	61	1,38%
Eb	785	0,92%	700	0,85%	35	0,98%	1	2,04%	32	0,36%	54	1,22%
PACMA	510	0,59%	245	0,29%	19	0,53%	0	0%	16	0,18%	19	0,43%
PIRATA.CAT	615	0,72%	305	0,37%	19	0,53%	0	0%	13	0,14%	24	0,54%
UPyD	334	0,39%	129	0,15%	17	0,48%	0	0%	8	0,09%	14	0,31%
FARTS.cat	283	0,33%	132	0,16%	7	0,19%	0	0%	15	0,17%	19	0,43%
VD	158	0,18%	44	0,05%	3	0,08%	1	2,04%	6	0,06%	14	0,31%
U.C.E.	53	0,06%	21	0,02%	1	0,02%	0	0%	1	0,01%	5	0,11%

## Municipis de Barcelona

	Borredà		Bruc, el		Brull, el		Cabanyes, les		Cabrera d'Anoia		Cabrera de Mar	
Escurtat	100%		100%		100%		100%		100%		100%	
Total votants	307	75,62%	1.066	71,93%	161	85,64%	571	82,28%	658	62,85%	2.775	80,83%
Abstenció	99	24,38%	416	28,07%	27	14,36%	123	17,72%	389	37,15%	658	19,17%
Vots nuls	3	0,98%	10	0,94%	0	0%	11	1,93%	6	0,91%	14	0,50%
Vots en blanc	12	3,91%	13	1,22%	1	0,62%	8	1,40%	15	2,28%	33	1,19%
Vots a candidatures	292	95,11%	1.043	97,84%	160	99,38%	552	96,67%	637	96,81%	2.728	98,31%

### Candidatures

CiU	155	50,98%	387	36,64%	110	68,32%	259	46,25%	141	21,62%	1.471	53,27%
PSC	18	5,92%	93	8,80%	1	0,62%	53	9,46%	135	20,70%	113	4,09%
P.P.	15	4,93%	84	7,95%	5	3,10%	38	6,78%	88	13,49%	285	10,32%
ERC-Cat Si	56	18,42%	173	16,38%	20	12,42%	98	17,50%	95	14,57%	372	13,47%
ICV-EUIA	7	2,30%	102	9,65%	4	2,48%	43	7,67%	62	9,50%	160	5,79%
C's	5	1,64%	58	5,49%	1	0,62%	14	2,50%	27	4,14%	135	4,88%
CUP-ALTERNATIVA D'ESQUERRES	25	8,22%	81	7,67%	7	4,34%	31	5,53%	17	2,60%	80	2,89%
PxC	3	0,98%	25	2,36%	1	0,62%	2	0,35%	32	4,90%	16	0,57%
SI	8	2,63%	10	0,94%	7	4,34%	4	0,71%	11	1,68%	37	1,34%
Eb	0	0%	11	1,04%	3	1,86%	3	0,53%	7	1,07%	11	0,39%
PACMA	0	0%	8	0,75%	1	0,62%	0	0%	0	0%	11	0,39%
PIRATA.CAT	0	0%	5	0,47%	0	0%	3	0,53%	8	1,22%	16	0,57%
UPyD	0	0%	1	0,09%	0	0%	1	0,17%	7	1,07%	8	0,28%
FARTS.cat	0	0%	3	0,28%	0	0%	0	0%	2	0,30%	9	0,32%
VD	0	0%	2	0,18%	0	0%	3	0,53%	5	0,76%	3	0,10%
U.C.E.	0	0%	0	0%	0	0%	0	0%	0	0%	1	0,03%

	Cabriels		Calaf		Calders		Caldes de Montbui		Caldes d'Estrac		Calella	
Escurtat	100%		100%		100%		100%		100%		100%	
Total votants	3.856	78,81%	1.735	76,00%	577	77,35%	8.915	70,95%	1.405	71,32%	8.444	69,14%
Abstenció	1.037	21,19%	548	24,00%	169	22,65%	3.650	29,05%	565	28,68%	3.769	30,86%
Vots nuls	13	0,34%	12	0,69%	0	0%	87	0,98%	14	1,00%	55	0,65%
Vots en blanc	41	1,06%	32	1,84%	1	0,17%	130	1,46%	13	0,93%	79	0,94%
Vots a candidatures	3.802	98,60%	1.691	97,47%	576	99,83%	8.698	97,56%	1.378	98,07%	8.310	98,41%

### Candidatures

CiU	1.988	51,73%	799	46,37%	316	54,76%	3.051	34,56%	628	45,14%	3.287	39,18%
PSC	191	4,97%	163	9,46%	15	2,59%	1.099	12,44%	125	8,98%	898	10,70%
P.P.	352	9,15%	147	8,53%	30	5,19%	866	9,80%	131	9,41%	983	11,71%
ERC-Cat Si	554	14,41%	294	17,06%	129	22,35%	1.678	19,00%	221	15,88%	1.476	17,59%
ICV-EUIA	220	5,72%	87	5,04%	21	3,63%	689	7,80%	107	7,69%	567	6,75%
C's	229	5,95%	32	1,85%	5	0,86%	520	5,89%	70	5,03%	375	4,47%
CUP-ALTERNATIVA D'ESQUERRES	109	2,83%	51	2,95%	29	5,02%	364	4,12%	50	3,59%	256	3,05%
PxC	20	0,52%	62	3,59%	11	1,90%	124	1,40%	8	0,57%	155	1,84%
SI	72	1,87%	30	1,74%	14	2,42%	119	1,34%	13	0,93%	122	1,45%
Eb	29	0,75%	12	0,69%	3	0,51%	52	0,58%	12	0,86%	34	0,40%
PACMA	13	0,33%	4	0,23%	1	0,17%	49	0,55%	4	0,28%	53	0,63%
PIRATA.CAT	15	0,39%	7	0,40%	2	0,34%	26	0,29%	4	0,28%	43	0,51%
UPyD	4	0,10%	0	0%	0	0%	18	0,20%	2	0,14%	19	0,22%
FARTS.cat	5	0,13%	1	0,05%	0	0%	17	0,19%	2	0,14%	19	0,22%
VD	1	0,02%	1	0,05%	0	0%	22	0,24%	1	0,07%	20	0,23%
U.C.E.	0	0%	1	0,05%	0	0%	4	0,04%	0	0%	3	0,03%

## Municipis de Barcelona

	Caldetenes		Callús		Calonge de Segarra		Campins		Canet de Mar		Canovelles	
Escurtat	<b>100%</b>		<b>100%</b>		<b>100%</b>		<b>100%</b>		<b>100%</b>		<b>100%</b>	
Total votants	1.490	80,72%	999	72,34%	134	79,29%	303	80,80%	7.374	69,78%	6.631	65,55%
Abstenció	356	19,28%	382	27,66%	35	20,71%	72	19,20%	3.193	30,22%	3.485	34,45%
Vots nuls	5	0,34%	8	0,80%	0	0%	3	0,99%	49	0,66%	123	1,85%
Vots en blanc	12	0,81%	14	1,40%	0	0%	3	0,99%	94	1,27%	124	1,87%
Vots a candidatures	1.473	98,85%	977	97,80%	134	100%	297	98,02%	7.231	98,07%	6.384	96,28%

### Candidatures

CiU	810	54,54%	474	47,83%	79	58,95%	131	43,66%	2.694	36,77%	1.176	18,07%
PSC	35	2,35%	82	8,27%	1	0,74%	6	2,00%	647	8,83%	1.608	24,70%
P.P.	51	3,43%	50	5,04%	10	7,46%	12	4,00%	785	10,71%	1.020	15,67%
ERC-Cat Si	339	22,82%	194	19,57%	27	20,14%	60	20,00%	1.424	19,44%	422	6,48%
ICV-EUiA	33	2,22%	55	5,54%	4	2,98%	39	13,00%	678	9,25%	645	9,91%
C's	18	1,21%	25	2,52%	0	0%	3	1,00%	378	5,16%	799	12,27%
CUP-ALTERNATIVA D'ESQUERRES	80	5,38%	32	3,22%	8	5,97%	20	6,66%	257	3,50%	129	1,98%
PxC	28	1,88%	28	2,82%	3	2,23%	5	1,66%	85	1,16%	309	4,74%
SI	64	4,30%	27	2,72%	0	0%	12	4,00%	121	1,65%	46	0,70%
Eb	6	0,40%	0	0%	0	0%	1	0,33%	58	0,79%	63	0,96%
PACMA	5	0,33%	2	0,20%	1	0,74%	5	1,66%	40	0,54%	47	0,72%
PIRATA.CAT	1	0,06%	1	0,10%	1	0,74%	3	1,00%	24	0,32%	29	0,44%
UPyD	1	0,06%	1	0,10%	0	0%	0	0%	18	0,24%	33	0,50%
FARTS.cat	0	0%	1	0,10%	0	0%	0	0%	14	0,19%	27	0,41%
VD	2	0,13%	4	0,40%	0	0%	0	0%	6	0,08%	20	0,30%
U.C.E.	0	0%	1	0,10%	0	0%	0	0%	2	0,02%	11	0,16%

	Cànoves i Samalús		Canyelles		Capellades		Capolat		Cardedeu		Cardona	
Escurtat	<b>100%</b>		<b>100%</b>		<b>100%</b>		<b>100%</b>		<b>100%</b>		<b>100%</b>	
Total votants	1.564	71,74%	2.083	66,98%	2.993	70,74%	56	81,16%	9.474	74,70%	2.758	67,38%
Abstenció	616	28,26%	1.027	33,02%	1.238	29,26%	13	18,84%	3.209	25,30%	1.335	32,62%
Vots nuls	15	0,96%	28	1,34%	23	0,77%	0	0%	78	0,82%	41	1,49%
Vots en blanc	25	1,60%	32	1,54%	50	1,67%	0	0%	154	1,63%	46	1,67%
Vots a candidatures	1.524	97,44%	2.023	97,12%	2.920	97,56%	56	100%	9.242	97,55%	2.671	96,84%

### Candidatures

CiU	479	30,92%	598	29,09%	972	32,72%	33	58,92%	3.356	35,71%	975	35,88%
PSC	237	15,30%	357	17,37%	431	14,51%	0	0%	892	9,49%	368	13,54%
P.P.	218	14,07%	324	15,76%	324	10,90%	0	0%	854	9,08%	280	10,30%
ERC-Cat Si	196	12,65%	217	10,55%	474	15,95%	13	23,21%	1.582	16,83%	528	19,43%
ICV-EUiA	121	7,81%	191	9,29%	174	5,85%	2	3,57%	949	10,10%	136	5,00%
C's	129	8,32%	134	6,52%	120	4,04%	0	0%	595	6,33%	139	5,11%
CUP-ALTERNATIVA D'ESQUERRES	49	3,16%	70	3,40%	244	8,21%	5	8,92%	488	5,19%	95	3,49%
PxC	28	1,80%	35	1,70%	79	2,65%	0	0%	138	1,46%	69	2,53%
SI	26	1,67%	22	1,07%	36	1,21%	3	5,35%	164	1,74%	35	1,28%
Eb	6	0,38%	21	1,02%	8	0,26%	0	0%	65	0,69%	17	0,62%
PACMA	8	0,51%	13	0,63%	18	0,60%	0	0%	60	0,63%	5	0,18%
PIRATA.CAT	8	0,51%	16	0,77%	14	0,47%	0	0%	41	0,43%	8	0,29%
UPyD	11	0,71%	4	0,19%	9	0,30%	0	0%	17	0,18%	4	0,14%
FARTS.cat	5	0,32%	11	0,53%	4	0,13%	0	0%	26	0,27%	6	0,22%
VD	3	0,19%	9	0,43%	11	0,37%	0	0%	13	0,13%	6	0,22%
U.C.E.	0	0%	1	0,04%	2	0,06%	0	0%	2	0,02%	0	0%

## Municipis de Barcelona

	Carme		Casserres		Castell de l'Areny		Castellar de n'Hug		Castellar del Riu		Castellar del Vallès	
Escurtat	100%		100%		100%		100%		100%		100%	
Total votants	467	75,57%	1.018	76,25%	54	91,53%	108	77,14%	110	76,92%	12.813	73,23%
Abstenció	151	24,43%	317	23,75%	5	8,47%	32	22,86%	33	23,08%	4.683	26,77%
Vots nuls	2	0,43%	10	0,98%	0	0%	0	0%	0	0%	97	0,76%
Vots en blanc	7	1,50%	3	0,29%	1	1,85%	0	0%	1	0,91%	171	1,33%
Vots a candidatures	458	98,07%	1.005	98,73%	53	98,15%	108	100%	109	99,09%	12.545	97,91%

### Candidatures

CiU	224	48,17%	544	53,96%	34	62,96%	75	69,44%	74	67,27%	4.202	33,04%
PSC	22	4,73%	34	3,37%	2	3,70%	0	0%	1	0,90%	1.735	13,64%
P.P.	32	6,88%	41	4,06%	0	0%	7	6,48%	1	0,90%	1.169	9,19%
ERC-Cat Si	124	26,66%	264	26,19%	9	16,66%	16	14,81%	22	20,00%	1.998	15,71%
ICV-EUiA	17	3,65%	25	2,48%	1	1,85%	1	0,92%	2	1,81%	1.227	9,64%
C's	6	1,29%	7	0,69%	0	0%	0	0%	0	0%	953	7,49%
CUP-ALTERNATIVA D'ESQUERRES	19	4,08%	53	5,25%	5	9,25%	4	3,70%	6	5,45%	519	4,08%
PxC	6	1,29%	15	1,48%	0	0%	0	0%	2	1,81%	226	1,77%
SI	4	0,86%	14	1,38%	2	3,70%	4	3,70%	1	0,90%	147	1,15%
Eb	0	0%	3	0,29%	0	0%	0	0%	0	0%	94	0,73%
PACMA	2	0,43%	2	0,19%	0	0%	1	0,92%	0	0%	94	0,73%
PIRATA.CAT	1	0,21%	1	0,09%	0	0%	0	0%	0	0%	63	0,49%
UPyD	1	0,21%	0	0%	0	0%	0	0%	0	0%	32	0,25%
FARTS.cat	0	0%	1	0,09%	0	0%	0	0%	0	0%	52	0,40%
VD	0	0%	1	0,09%	0	0%	0	0%	0	0%	27	0,21%
U.C.E.	0	0%	0	0%	0	0%	0	0%	0	0%	7	0,05%

	Castellbell i el Vilar		Castellbisbal		Castellcir		Castelldefels		Castellet i la Gornal		Castellfollit de Riubregós	
Escurtat	100%		100%		100%		100%		100%		100%	
Total votants	1.800	63,25%	6.342	72,28%	367	75,51%	26.765	67,32%	1.116	64,58%	139	84,76%
Abstenció	1.046	36,75%	2.432	27,72%	119	24,49%	12.993	32,68%	612	35,42%	25	15,24%
Vots nuls	45	2,50%	92	1,45%	1	0,27%	220	0,82%	21	1,88%	3	2,16%
Vots en blanc	27	1,50%	96	1,51%	3	0,82%	458	1,71%	13	1,16%	1	0,72%
Vots a candidatures	1.728	96,00%	6.154	97,04%	363	98,91%	26.087	97,47%	1.082	96,96%	135	97,12%

### Candidatures

CiU	673	38,34%	1.532	24,51%	144	39,34%	5.971	22,49%	360	32,87%	88	64,70%
PSC	275	15,66%	967	15,47%	11	3,00%	4.067	15,32%	156	14,24%	5	3,67%
P.P.	175	9,97%	797	12,75%	18	4,91%	5.531	20,83%	143	13,05%	9	6,61%
ERC-Cat Si	299	17,03%	833	13,32%	108	29,50%	2.318	8,73%	156	14,24%	15	11,02%
ICV-EUiA	95	5,41%	689	11,02%	20	5,46%	2.996	11,28%	99	9,04%	4	2,94%
C's	83	4,72%	638	10,20%	12	3,27%	3.225	12,14%	51	4,65%	1	0,73%
CUP-ALTERNATIVA D'ESQUERRES	35	1,99%	166	2,65%	21	5,73%	382	1,43%	48	4,38%	9	6,61%
PxC	36	2,05%	154	2,46%	11	3,00%	346	1,30%	22	2,00%	2	1,47%
SI	26	1,48%	132	2,11%	8	2,18%	204	0,76%	15	1,36%	1	0,73%
Eb	8	0,45%	80	1,28%	4	1,09%	260	0,97%	12	1,09%	1	0,73%
PACMA	10	0,56%	44	0,70%	2	0,54%	185	0,69%	8	0,73%	0	0%
PIRATA.CAT	4	0,22%	35	0,56%	0	0%	150	0,56%	3	0,27%	0	0%
UPyD	0	0%	18	0,28%	1	0,27%	231	0,87%	1	0,09%	0	0%
FARTS.cat	4	0,22%	36	0,57%	2	0,54%	137	0,51%	2	0,18%	0	0%
VD	3	0,17%	31	0,49%	0	0%	53	0,19%	6	0,54%	0	0%
U.C.E.	2	0,11%	2	0,03%	1	0,27%	31	0,11%	0	0%	0	0%

## Municipis de Barcelona

	Castellfollit del Boix		Castellgalí		Castellnou de Bages		Castellolí		Castellterçol		Castellví de la Marca	
Escurtat	100%		100%		100%		100%		100%		100%	
Total votants	236	71,95%	1.029	68,88%	669	73,84%	367	84,95%	1.456	78,24%	913	75,39%
Abstenció	92	28,05%	465	31,12%	237	26,16%	65	15,05%	405	21,76%	298	24,61%
Vots nuls	3	1,27%	1	0,10%	5	0,75%	2	0,54%	9	0,62%	11	1,20%
Vots en blanc	4	1,69%	13	1,26%	8	1,20%	3	0,82%	13	0,89%	8	0,88%
Vots a candidatures	229	97,04%	1.015	98,64%	656	98,05%	362	98,64%	1.434	98,49%	894	97,92%

### Candidatures

CiU	122	52,36%	346	33,65%	253	38,10%	214	58,63%	668	46,16%	498	55,21%
PSC	9	3,86%	158	15,36%	77	11,59%	13	3,56%	96	6,63%	57	6,31%
P.P.	8	3,43%	119	11,57%	64	9,63%	14	3,83%	73	5,04%	47	5,21%
ERC-Cat Si	52	22,31%	108	10,50%	107	16,11%	80	21,91%	372	25,70%	135	14,96%
ICV-EUiA	9	3,86%	99	9,63%	57	8,58%	20	5,47%	82	5,66%	48	5,32%
C's	2	0,85%	76	7,39%	38	5,72%	5	1,36%	17	1,17%	8	0,88%
CUP-ALTERNATIVA D'ESQUERRES	11	4,72%	33	3,21%	26	3,91%	8	2,19%	58	4,00%	59	6,54%
PxC	3	1,28%	26	2,52%	14	2,10%	0	0%	27	1,86%	10	1,10%
SI	8	3,43%	23	2,23%	11	1,65%	3	0,82%	19	1,31%	16	1,77%
Eb	0	0%	6	0,58%	3	0,45%	1	0,27%	10	0,69%	2	0,22%
PACMA	3	1,28%	1	0,09%	3	0,45%	2	0,54%	4	0,27%	8	0,88%
PIRATA.CAT	1	0,42%	6	0,58%	2	0,30%	2	0,54%	7	0,48%	0	0%
UPyD	0	0%	4	0,38%	0	0%	0	0%	0	0%	0	0%
FARTS.cat	0	0%	4	0,38%	0	0%	0	0%	1	0,06%	2	0,22%
VD	1	0,42%	5	0,48%	0	0%	0	0%	0	0%	2	0,22%
U.C.E.	0	0%	1	0,09%	1	0,15%	0	0%	0	0%	2	0,22%

	Castellví de Rosanes		Centelles		Cercs		Cerdanyola del Vallès		Cervelló		Collbató	
Escurtat	100%		100%		100%		100%		100%		100%	
Total votants	964	73,64%	4.184	74,11%	810	73,84%	30.583	71,55%	4.461	67,26%	2.207	72,72%
Abstenció	345	26,36%	1.462	25,89%	287	26,16%	12.163	28,45%	2.171	32,74%	828	27,28%
Vots nuls	12	1,24%	44	1,05%	4	0,49%	297	0,97%	47	1,05%	20	0,91%
Vots en blanc	10	1,04%	42	1,00%	14	1,73%	499	1,63%	60	1,34%	46	2,08%
Vots a candidatures	942	97,72%	4.098	97,95%	792	97,78%	29.787	97,40%	4.354	97,61%	2.141	97,01%

### Candidatures

CiU	296	31,09%	1.948	47,05%	330	40,94%	6.247	20,62%	1.373	31,10%	789	36,07%
PSC	137	14,39%	347	8,38%	132	16,37%	5.348	17,65%	586	13,27%	172	7,86%
P.P.	128	13,44%	236	5,70%	45	5,58%	4.317	14,25%	547	12,39%	232	10,60%
ERC-Cat Si	148	15,54%	812	19,61%	157	19,47%	3.123	10,31%	668	15,13%	414	18,93%
ICV-EUiA	103	10,81%	246	5,94%	45	5,58%	4.051	13,37%	385	8,72%	184	8,41%
C's	63	6,61%	95	2,29%	24	2,97%	3.515	11,60%	340	7,70%	133	6,08%
CUP-ALTERNATIVA D'ESQUERRES	21	2,20%	150	3,62%	25	3,10%	1.319	4,35%	138	3,12%	78	3,56%
PxC	13	1,36%	73	1,76%	4	0,49%	404	1,33%	97	2,19%	20	0,91%
SI	7	0,73%	119	2,87%	23	2,85%	316	1,04%	87	1,97%	50	2,28%
Eb	6	0,63%	16	0,38%	2	0,24%	302	0,99%	40	0,90%	25	1,14%
PACMA	7	0,73%	17	0,41%	2	0,24%	208	0,68%	27	0,61%	13	0,59%
PIRATA.CAT	4	0,42%	14	0,33%	0	0%	172	0,56%	21	0,47%	8	0,36%
UPyD	1	0,10%	8	0,19%	1	0,12%	212	0,69%	23	0,52%	8	0,36%
FARTS.cat	5	0,52%	8	0,19%	1	0,12%	135	0,44%	9	0,20%	5	0,22%
VD	3	0,31%	7	0,16%	1	0,12%	77	0,25%	12	0,27%	10	0,45%
U.C.E.	0	0%	2	0,04%	0	0%	41	0,13%	1	0,02%	0	0%



## Municipis de Barcelona

	Collsuspina		Copons		Corbera de Llobregat		Cornellà de Llobregat		Cubelles		Dosrius	
<b>Escurtat</b>	<b>100%</b>		<b>100%</b>		<b>100%</b>		<b>100%</b>		<b>100%</b>		<b>100%</b>	
Total votants	217	79,49%	195	79,27%	6.639	67,05%	41.432	68,46%	6.643	64,10%	2.541	65,61%
Abstenció	56	20,51%	51	20,73%	3.262	32,95%	19.091	31,54%	3.720	35,90%	1.332	34,39%
Vots nuls	4	1,84%	6	3,08%	48	0,72%	406	0,98%	63	0,95%	25	0,98%
Vots en blanc	2	0,92%	2	1,03%	92	1,39%	596	1,44%	126	1,90%	31	1,22%
Vots a candidatures	211	97,24%	187	95,89%	6.499	97,89%	40.430	97,58%	6.454	97,15%	2.485	97,80%

### Candidatures

CiU	125	58,68%	95	50,26%	2.264	34,34%	4.697	11,44%	1.660	25,22%	902	35,85%
PSC	4	1,87%	8	4,23%	675	10,24%	11.075	26,99%	963	14,63%	302	12,00%
P.P.	7	3,28%	7	3,70%	746	11,31%	6.566	16,00%	1.008	15,31%	351	13,95%
ERC-Cat Sí	43	20,18%	45	23,80%	987	14,97%	3.074	7,49%	784	11,91%	325	12,91%
ICV-EUiA	9	4,22%	15	7,93%	573	8,69%	6.338	15,44%	709	10,77%	239	9,49%
C's	1	0,46%	0	0%	557	8,45%	4.764	11,61%	725	11,01%	180	7,15%
CUP-ALTERNATIVA D'ESQUERRES	11	5,16%	12	6,34%	242	3,67%	945	2,30%	190	2,88%	40	1,58%
PxC	5	2,34%	1	0,52%	107	1,62%	1.102	2,68%	98	1,48%	45	1,78%
SI	6	2,81%	2	1,05%	110	1,66%	222	0,54%	85	1,29%	30	1,19%
Eb	0	0%	1	0,52%	71	1,07%	352	0,85%	53	0,80%	17	0,67%
PACMA	0	0%	1	0,52%	51	0,77%	281	0,68%	52	0,79%	18	0,71%
PIRATA.CAT	0	0%	0	0%	41	0,62%	253	0,61%	26	0,39%	7	0,27%
UPyD	0	0%	0	0%	22	0,33%	384	0,93%	42	0,63%	15	0,59%
FARTS.cat	0	0%	0	0%	44	0,66%	202	0,49%	41	0,62%	8	0,31%
VD	0	0%	0	0%	7	0,10%	116	0,28%	16	0,24%	5	0,19%
U.C.E.	0	0%	0	0%	2	0,03%	59	0,14%	2	0,03%	1	0,03%

	Esparreguera		Esplugues de Llobregat		Espunyola, l'		Estany, l'		Figaró-Montmany		Fígols	
<b>Escurtat</b>	<b>100%</b>		<b>100%</b>		<b>100%</b>		<b>100%</b>		<b>100%</b>		<b>100%</b>	
Total votants	10.716	67,01%	24.424	71,77%	169	77,88%	301	87,25%	586	74,46%	33	86,84%
Abstenció	5.275	32,99%	9.608	28,23%	48	22,12%	44	12,75%	201	25,54%	5	13,16%
Vots nuls	101	0,94%	230	0,94%	0	0%	3	1,00%	7	1,19%	0	0%
Vots en blanc	170	1,59%	290	1,19%	6	3,55%	5	1,66%	10	1,71%	0	0%
Vots a candidatures	10.445	97,47%	23.904	97,87%	163	96,45%	293	97,34%	569	97,10%	33	100%

### Candidatures

CiU	2.731	25,72%	4.646	19,20%	102	60,35%	155	52,01%	250	43,17%	10	30,30%
PSC	1.693	15,94%	5.344	22,08%	6	3,55%	17	5,70%	35	6,04%	6	18,18%
P.P.	1.235	11,63%	4.430	18,31%	6	3,55%	6	2,01%	43	7,42%	4	12,12%
ERC-Cat Sí	1.389	13,08%	1.966	8,12%	32	18,93%	94	31,54%	100	17,27%	8	24,24%
ICV-EUiA	1.180	11,11%	2.868	11,85%	3	1,77%	8	2,68%	45	7,77%	0	0%
C's	872	8,21%	2.562	10,58%	0	0%	1	0,33%	18	3,10%	0	0%
CUP-ALTERNATIVA D'ESQUERRES	418	3,93%	620	2,56%	6	3,55%	7	2,34%	42	7,25%	1	3,03%
PxC	370	3,48%	434	1,79%	1	0,59%	1	0,33%	6	1,03%	0	0%
SI	124	1,16%	177	0,73%	6	3,55%	4	1,34%	16	2,76%	2	6,06%
Eb	102	0,96%	232	0,95%	0	0%	0	0%	3	0,51%	1	3,03%
PACMA	90	0,84%	146	0,60%	1	0,59%	0	0%	6	1,03%	0	0%
PIRATA.CAT	59	0,55%	149	0,61%	0	0%	0	0%	2	0,34%	0	0%
UPyD	46	0,43%	128	0,52%	0	0%	0	0%	2	0,34%	0	0%
FARTS.cat	84	0,79%	95	0,39%	0	0%	0	0%	0	0%	0	0%
VD	38	0,35%	73	0,30%	0	0%	0	0%	1	0,17%	0	0%
U.C.E.	14	0,13%	34	0,14%	0	0%	0	0%	0	0%	1	3,03%

## Municipis de Barcelona

	Fogars de la Selva		Fogars de Montclús		Folgueroles		Fonollosa		Font-rubí		Franqueses del Vallès, les	
Escurtat	100%		100%		100%		100%		100%		100%	
Total votants	722	63,61%	262	76,16%	1.442	88,09%	846	74,15%	801	78,45%	8.927	67,18%
Abstenció	413	36,39%	82	23,84%	195	11,91%	295	25,85%	220	21,55%	4.362	32,82%
Vots nuls	12	1,66%	4	1,53%	4	0,28%	8	0,95%	7	0,87%	132	1,48%
Vots en blanc	8	1,11%	2	0,76%	11	0,76%	13	1,54%	7	0,87%	180	2,02%
Vots a candidatures	702	97,23%	256	97,71%	1.427	98,96%	825	97,51%	787	98,26%	8.615	96,50%

### Candidatures

CiU	181	25,49%	141	54,65%	812	56,46%	361	43,07%	452	56,92%	2.524	28,69%
PSC	135	19,01%	0	0%	32	2,22%	57	6,80%	35	4,40%	1.253	14,24%
P.P.	97	13,66%	8	3,10%	18	1,25%	75	8,94%	47	5,91%	1.079	12,26%
ERC-Cat Si	76	10,70%	51	19,76%	395	27,46%	175	20,88%	146	18,38%	1.061	12,06%
ICV-EUiA	62	8,73%	15	5,81%	40	2,78%	40	4,77%	29	3,65%	910	10,34%
C's	87	12,25%	5	1,93%	14	0,97%	25	2,98%	8	1,00%	950	10,80%
CUP-ALTERNATIVA D'ESQUERRES	10	1,40%	23	8,91%	55	3,82%	36	4,29%	36	4,53%	228	2,59%
PxC	22	3,09%	2	0,77%	8	0,55%	19	2,26%	7	0,88%	258	2,93%
SI	7	0,98%	9	3,48%	45	3,12%	13	1,55%	19	2,39%	88	1,00%
Eb	4	0,56%	1	0,38%	2	0,13%	10	1,19%	4	0,50%	88	1,00%
PACMA	7	0,98%	1	0,38%	1	0,06%	6	0,71%	1	0,12%	47	0,53%
PIRATA.CAT	1	0,14%	0	0%	2	0,13%	5	0,59%	3	0,37%	25	0,28%
UPyD	4	0,56%	0	0%	1	0,06%	0	0%	0	0%	18	0,20%
FARTS.cat	0	0%	0	0%	2	0,13%	0	0%	0	0%	45	0,51%
VD	6	0,84%	0	0%	0	0%	1	0,11%	0	0%	25	0,28%
U.C.E.	3	0,42%	0	0%	0	0%	2	0,23%	0	0%	16	0,18%

	Gaià		Gallifa		Garriga, la		Gavà		Gelida		Gironella	
Escurtat	100%		100%		100%		100%		100%		100%	
Total votants	97	77,60%	134	85,35%	8.647	76,37%	22.545	67,44%	3.652	71,48%	2.970	76,11%
Abstenció	28	22,40%	23	14,65%	2.676	23,63%	10.885	32,56%	1.457	28,52%	932	23,89%
Vots nuls	1	1,03%	2	1,49%	63	0,73%	212	0,94%	36	0,99%	31	1,04%
Vots en blanc	0	0%	4	2,99%	110	1,27%	394	1,75%	38	1,04%	33	1,11%
Vots a candidatures	96	98,97%	128	95,52%	8.474	98,00%	21.939	97,31%	3.578	97,97%	2.906	97,85%

### Candidatures

CiU	55	57,29%	72	54,54%	3.544	41,28%	4.582	20,51%	1.143	31,60%	1.285	43,72%
PSC	1	1,04%	3	2,27%	726	8,45%	4.558	20,40%	483	13,35%	247	8,40%
P.P.	5	5,20%	8	6,06%	678	7,89%	3.405	15,24%	324	8,96%	182	6,19%
ERC-Cat Si	23	23,95%	12	9,09%	1.527	17,78%	2.045	9,15%	565	15,62%	686	23,34%
ICV-EUiA	7	7,29%	11	8,33%	663	7,72%	2.329	10,42%	414	11,44%	197	6,70%
C's	0	0%	1	0,75%	445	5,18%	3.080	13,79%	236	6,52%	40	1,36%
CUP-ALTERNATIVA D'ESQUERRES	3	3,12%	9	6,81%	357	4,15%	474	2,12%	193	5,33%	113	3,84%
PxC	2	2,08%	1	0,75%	83	0,96%	399	1,78%	47	1,29%	41	1,39%
SI	0	0%	8	6,06%	279	3,25%	174	0,77%	57	1,57%	56	1,90%
Eb	0	0%	1	0,75%	50	0,58%	208	0,93%	30	0,82%	43	1,46%
PACMA	0	0%	0	0%	25	0,29%	195	0,87%	25	0,69%	6	0,20%
PIRATA.CAT	0	0%	2	1,51%	31	0,36%	197	0,88%	36	0,99%	0	0%
UPyD	0	0%	0	0%	12	0,13%	143	0,64%	3	0,08%	0	0%
FARTS.cat	0	0%	0	0%	32	0,37%	83	0,37%	11	0,30%	3	0,10%
VD	0	0%	0	0%	20	0,23%	45	0,20%	6	0,16%	5	0,17%
U.C.E.	0	0%	0	0%	2	0,02%	22	0,09%	5	0,13%	2	0,06%



## Municipis de Barcelona

	Gisclareny		Granada, la		Granera		Granollers		Gualba		Guardiola de Berguedà	
Escurtat	100%		100%		100%		100%		100%		100%	
Total votants	25	83,33%	1.192	78,58%	61	87,14%	29.278	71,59%	750	74,40%	577	72,40%
Abstenció	5	16,67%	325	21,42%	9	12,86%	11.620	28,41%	258	25,60%	220	27,60%
Vots nuls	0	0%	6	0,50%	0	0%	230	0,79%	3	0,40%	5	0,87%
Vots en blanc	0	0%	9	0,76%	0	0%	379	1,29%	10	1,33%	10	1,73%
Vots a candidatures	25	100%	1.177	98,74%	61	100%	28.669	97,92%	737	98,27%	562	97,40%

### Candidatures

CiU	11	44,00%	485	40,89%	33	54,09%	9.282	31,95%	332	44,44%	296	51,74%
PSC	0	0%	90	7,58%	4	6,55%	4.400	15,14%	45	6,02%	59	10,31%
P.P.	0	0%	89	7,50%	4	6,55%	3.440	11,84%	24	3,21%	32	5,59%
ERC-Cat Si	9	36,00%	230	19,39%	10	16,39%	3.642	12,53%	178	23,82%	95	16,60%
ICV-EUiA	0	0%	111	9,35%	3	4,91%	2.666	9,17%	56	7,49%	24	4,19%
C's	2	8,00%	31	2,61%	3	4,91%	2.654	9,13%	36	4,81%	9	1,57%
CUP-ALTERNATIVA D'ESQUERRES	2	8,00%	56	4,72%	2	3,27%	785	2,70%	43	5,75%	28	4,89%
PxC	0	0%	12	1,01%	0	0%	637	2,19%	6	0,80%	9	1,57%
SI	1	4,00%	50	4,21%	2	3,27%	360	1,23%	6	0,80%	7	1,22%
Eb	0	0%	4	0,33%	0	0%	255	0,87%	2	0,26%	0	0%
PACMA	0	0%	9	0,75%	0	0%	171	0,58%	5	0,66%	1	0,17%
PIRATA.CAT	0	0%	4	0,33%	0	0%	132	0,45%	1	0,13%	1	0,17%
UPyD	0	0%	0	0%	0	0%	77	0,26%	1	0,13%	1	0,17%
FARTS.cat	0	0%	2	0,16%	0	0%	91	0,31%	1	0,13%	0	0%
VD	0	0%	3	0,25%	0	0%	60	0,20%	1	0,13%	0	0%
U.C.E.	0	0%	1	0,08%	0	0%	17	0,05%	0	0%	0	0%

	Gurb		Hospitalet de Llobregat, l'		Hostalets de Pierola, els		Igualada		Jorba		Llacuna, la	
Escurtat	100%		100%		100%		100%		100%		100%	
Total votants	1.689	86,53%	112.147	65,98%	1.362	68,93%	20.207	72,41%	480	76,56%	542	77,10%
Abstenció	263	13,47%	57.813	34,02%	614	31,07%	7.699	27,59%	147	23,44%	161	22,90%
Vots nuls	4	0,24%	1.063	0,95%	15	1,10%	139	0,69%	7	1,46%	2	0,37%
Vots en blanc	31	1,84%	1.503	1,34%	26	1,91%	253	1,25%	16	3,33%	3	0,55%
Vots a candidatures	1.654	97,92%	109.581	97,71%	1.321	96,99%	19.815	98,06%	457	95,21%	537	99,08%

### Candidatures

CiU	1.085	64,39%	15.909	14,32%	450	33,40%	8.699	43,34%	216	45,66%	253	46,85%
PSC	28	1,66%	27.610	24,85%	127	9,42%	1.849	9,21%	17	3,59%	12	2,22%
P.P.	69	4,09%	19.511	17,56%	129	9,57%	1.866	9,29%	35	7,39%	32	5,92%
ERC-Cat Si	308	18,27%	8.733	7,86%	277	20,56%	3.374	16,81%	103	21,77%	162	30,00%
ICV-EUiA	33	1,95%	14.388	12,95%	108	8,01%	1.285	6,40%	22	4,65%	36	6,66%
C's	19	1,12%	11.687	10,52%	84	6,23%	819	4,08%	18	3,80%	6	1,11%
CUP-ALTERNATIVA D'ESQUERRES	35	2,07%	2.365	2,12%	40	2,96%	610	3,03%	17	3,59%	19	3,51%
PxC	13	0,77%	3.875	3,48%	38	2,82%	505	2,51%	13	2,74%	6	1,11%
SI	46	2,72%	777	0,69%	38	2,82%	311	1,54%	8	1,69%	8	1,48%
Eb	12	0,71%	1.077	0,96%	8	0,59%	112	0,55%	1	0,21%	1	0,18%
PACMA	1	0,05%	745	0,67%	11	0,81%	84	0,41%	4	0,84%	2	0,37%
PIRATA.CAT	1	0,05%	888	0,79%	7	0,51%	129	0,64%	0	0%	0	0%
UPyD	1	0,05%	1.094	0,98%	1	0,07%	47	0,23%	0	0%	0	0%
FARTS.cat	2	0,11%	524	0,47%	2	0,14%	51	0,25%	2	0,42%	0	0%
VD	1	0,05%	270	0,24%	1	0,07%	48	0,23%	1	0,21%	0	0%
U.C.E.	0	0%	128	0,11%	0	0%	26	0,12%	0	0%	0	0%

## Municipis de Barcelona

	Llagosta, la		Lliçà d'Amunt		Lliçà de Vall		Llinars del Vallès		Lluçà		Malgrat de Mar	
Escurtat	100%		100%		100%		100%		100%		100%	
Total votants	6.317	65,74%	7.321	65,98%	3.450	69,60%	4.943	70,80%	171	88,14%	8.819	66,10%
Abstenció	3.292	34,26%	3.774	34,02%	1.507	30,40%	2.039	29,20%	23	11,86%	4.523	33,90%
Vots nuls	93	1,47%	72	0,98%	23	0,67%	47	0,95%	0	0%	95	1,08%
Vots en blanc	94	1,49%	94	1,28%	69	2,00%	86	1,74%	1	0,58%	95	1,08%
Vots a candidatures	6.130	97,04%	7.155	97,74%	3.358	97,33%	4.810	97,31%	170	99,42%	8.629	97,84%

### Candidatures

CiU	746	11,98%	1.676	23,12%	964	28,12%	1.582	32,31%	82	47,95%	2.795	32,03%
PSC	1.617	25,98%	1.167	16,09%	513	14,96%	557	11,37%	0	0%	1.498	17,17%
P.P.	1.079	17,33%	1.193	16,45%	524	15,29%	578	11,80%	14	8,18%	1.127	12,91%
ERC-Cat Sí	343	5,51%	925	12,76%	369	10,76%	905	18,48%	52	30,40%	1.245	14,27%
ICV-EUIA	1.129	18,13%	755	10,41%	398	11,61%	371	7,57%	5	2,92%	713	8,17%
C's	672	10,79%	764	10,53%	365	10,65%	309	6,31%	0	0%	486	5,57%
CUP-ALTERNATIVA D'ESQUERRES	75	1,20%	157	2,16%	61	1,77%	177	3,61%	12	7,01%	187	2,14%
PxC	209	3,35%	213	2,93%	54	1,57%	83	1,69%	2	1,16%	185	2,12%
SI	31	0,49%	77	1,06%	32	0,93%	100	2,04%	2	1,16%	110	1,26%
Eb	53	0,85%	61	0,84%	18	0,52%	44	0,89%	0	0%	119	1,36%
PACMA	42	0,67%	49	0,67%	24	0,70%	29	0,59%	0	0%	50	0,57%
PIRATA.CAT	42	0,67%	31	0,42%	15	0,43%	23	0,46%	0	0%	46	0,52%
UPyD	34	0,54%	26	0,35%	5	0,14%	18	0,36%	0	0%	27	0,30%
FARTS.cat	28	0,44%	29	0,40%	6	0,17%	19	0,38%	1	0,58%	17	0,19%
VD	23	0,36%	29	0,40%	7	0,20%	13	0,26%	0	0%	11	0,12%
U.C.E.	7	0,11%	3	0,04%	3	0,08%	2	0,04%	0	0%	13	0,14%

	Malla		Manlleu		Manresa		Marganell		Martorell		Martorelles	
Escurtat	100%		100%		100%		100%		100%		100%	
Total votants	193	88,13%	9.529	73,91%	36.211	69,42%	175	74,79%	12.235	68,56%	2.698	69,34%
Abstenció	26	11,87%	3.363	26,09%	15.952	30,58%	59	25,21%	5.610	31,44%	1.193	30,66%
Vots nuls	0	0%	58	0,61%	255	0,70%	0	0%	115	0,94%	34	1,26%
Vots en blanc	0	0%	119	1,25%	482	1,33%	0	0%	178	1,45%	54	2,00%
Vots a candidatures	193	100%	9.352	98,14%	35.474	97,97%	175	100%	11.942	97,61%	2.610	96,74%

### Candidatures

CiU	135	69,94%	4.041	42,66%	15.028	41,79%	97	55,42%	2.843	23,45%	695	26,08%
PSC	0	0%	939	9,91%	3.812	10,60%	9	5,14%	2.148	17,72%	382	14,33%
P.P.	8	4,14%	744	7,85%	3.291	9,15%	9	5,14%	1.585	13,07%	336	12,61%
ERC-Cat Sí	39	20,20%	1.821	19,22%	6.023	16,75%	29	16,57%	1.464	12,07%	354	13,28%
ICV-EUIA	1	0,51%	543	5,73%	2.429	6,75%	8	4,57%	1.609	13,27%	360	13,51%
C's	0	0%	312	3,29%	1.422	3,95%	0	0%	1.080	8,91%	249	9,34%
CUP-ALTERNATIVA D'ESQUERRES	4	2,07%	304	3,20%	1.504	4,18%	16	9,14%	410	3,38%	51	1,91%
PxC	2	1,03%	299	3,15%	735	2,04%	2	1,14%	318	2,62%	70	2,62%
SI	2	1,03%	204	2,15%	655	1,82%	2	1,14%	116	0,95%	21	0,78%
Eb	2	1,03%	39	0,41%	138	0,38%	0	0%	112	0,92%	17	0,63%
PACMA	0	0%	34	0,35%	153	0,42%	1	0,57%	53	0,43%	31	1,16%
PIRATA.CAT	0	0%	18	0,19%	100	0,27%	0	0%	49	0,40%	16	0,60%
UPyD	0	0%	8	0,08%	47	0,13%	1	0,57%	61	0,50%	7	0,26%
FARTS.cat	0	0%	17	0,17%	60	0,16%	1	0,57%	46	0,37%	11	0,41%
VD	0	0%	25	0,26%	65	0,18%	0	0%	39	0,32%	7	0,26%
U.C.E.	0	0%	4	0,04%	12	0,03%	0	0%	9	0,07%	3	0,11%

## Municipis de Barcelona

	Masies de Roda, les		Masies de Voltregà, les		Masnou, el		Masquefa		Matadepera		Mataró	
Escurtat	<b>100%</b>		<b>100%</b>		<b>100%</b>		<b>100%</b>		<b>100%</b>		<b>100%</b>	
Total votants	476	80,00%	1.910	79,19%	12.821	75,28%	4.105	67,53%	5.300	81,46%	59.216	69,69%
Abstenció	119	20,00%	502	20,81%	4.209	24,72%	1.974	32,47%	1.206	18,54%	25.749	30,31%
Vots nuls	1	0,21%	15	0,79%	113	0,88%	42	1,02%	27	0,51%	516	0,87%
Vots en blanc	4	0,84%	20	1,05%	158	1,23%	86	2,10%	55	1,04%	800	1,35%
Vots a candidatures	471	98,95%	1.875	98,16%	12.550	97,89%	3.977	96,88%	5.218	98,45%	57.900	97,78%

### Candidatures

CiU	282	59,36%	964	50,87%	4.706	37,03%	1.036	25,49%	3.321	62,98%	16.520	28,14%
PSC	9	1,89%	150	7,91%	1.113	8,75%	577	14,20%	129	2,44%	9.390	15,99%
P.P.	13	2,73%	136	7,17%	1.410	11,09%	543	13,36%	535	10,14%	8.548	14,56%
ERC-Cat Si	102	21,47%	361	19,05%	2.036	16,02%	561	13,80%	649	12,30%	6.399	10,90%
ICV-EUiA	8	1,68%	67	3,53%	1.316	10,35%	430	10,58%	134	2,54%	5.434	9,25%
C's	11	2,31%	40	2,11%	767	6,03%	355	8,73%	198	3,75%	4.921	8,38%
CUP-ALTERNATIVA D'ESQUERRES	13	2,73%	58	3,06%	551	4,33%	100	2,46%	98	1,85%	1.696	2,88%
PxC	9	1,89%	48	2,53%	165	1,29%	129	3,17%	13	0,24%	2.622	4,46%
SI	20	4,21%	27	1,42%	137	1,07%	72	1,77%	88	1,66%	704	1,19%
Eb	3	0,63%	10	0,52%	98	0,77%	45	1,10%	9	0,17%	415	0,70%
PACMA	1	0,21%	7	0,36%	74	0,58%	30	0,73%	15	0,28%	326	0,55%
PIRATA.CAT	0	0%	1	0,05%	53	0,41%	27	0,66%	16	0,30%	363	0,61%
UPyD	0	0%	2	0,10%	29	0,22%	30	0,73%	2	0,03%	248	0,42%
FARTS.cat	0	0%	0	0%	62	0,48%	22	0,54%	3	0,05%	149	0,25%
VD	0	0%	2	0,10%	28	0,22%	14	0,34%	3	0,05%	129	0,21%
U.C.E.	0	0%	2	0,10%	5	0,03%	6	0,14%	5	0,09%	36	0,06%

	Mediona		Mojà		Molins de Rei		Mollet del Vallès		Monistrol de Calders		Monistrol de Montserrat	
Escurtat	<b>100%</b>		<b>100%</b>		<b>100%</b>		<b>100%</b>		<b>100%</b>		<b>100%</b>	
Total votants	1.142	65,44%	2.968	73,89%	14.139	75,58%	24.343	66,79%	416	75,77%	1.492	66,25%
Abstenció	603	34,56%	1.049	26,11%	4.569	24,42%	12.105	33,21%	133	24,23%	760	33,75%
Vots nuls	7	0,61%	25	0,84%	102	0,72%	265	1,09%	2	0,48%	22	1,47%
Vots en blanc	17	1,49%	24	0,81%	197	1,39%	420	1,73%	1	0,24%	14	0,94%
Vots a candidatures	1.118	97,90%	2.919	98,35%	13.840	97,89%	23.658	97,18%	413	99,28%	1.456	97,59%

### Candidatures

CiU	362	31,89%	1.225	41,62%	4.288	30,54%	4.712	19,56%	177	42,75%	533	36,25%
PSC	125	11,01%	211	7,16%	1.924	13,70%	5.086	21,12%	26	6,28%	178	12,10%
P.P.	94	8,28%	189	6,42%	1.194	8,50%	3.126	12,98%	33	7,97%	127	8,63%
ERC-Cat Si	274	24,14%	738	25,07%	2.353	16,76%	2.413	10,02%	96	23,18%	303	20,61%
ICV-EUiA	108	9,51%	164	5,57%	1.528	10,88%	3.374	14,01%	16	3,86%	103	7,00%
C's	22	1,93%	73	2,48%	929	6,61%	2.575	10,69%	3	0,72%	68	4,62%
CUP-ALTERNATIVA D'ESQUERRES	61	5,37%	163	5,53%	886	6,31%	545	2,26%	51	12,31%	69	4,69%
PxC	32	2,81%	43	1,46%	225	1,60%	586	2,43%	4	0,96%	25	1,70%
SI	15	1,32%	64	2,17%	163	1,16%	207	0,85%	6	1,44%	25	1,70%
Eb	9	0,79%	18	0,61%	117	0,83%	302	1,25%	0	0%	5	0,34%
PACMA	5	0,44%	4	0,13%	69	0,49%	245	1,01%	0	0%	8	0,54%
PIRATA.CAT	4	0,35%	10	0,33%	51	0,36%	130	0,53%	1	0,24%	2	0,13%
UPyD	3	0,26%	7	0,23%	43	0,30%	155	0,64%	0	0%	1	0,06%
FARTS.cat	2	0,17%	3	0,10%	37	0,26%	111	0,46%	0	0%	0	0%
VD	1	0,08%	7	0,23%	23	0,16%	73	0,30%	0	0%	9	0,61%
U.C.E.	1	0,08%	0	0%	10	0,07%	18	0,07%	0	0%	0	0%

## Municipis de Barcelona

	Montcada i Reixac		Montclar		Montesquiu		Montgat		Montmajor		Montmaneu	
Escurtat	100%		100%		100%		100%		100%		100%	
Total votants	16.197	65,60%	70	72,16%	528	74,26%	5.935	70,66%	311	80,99%	99	69,23%
Abstenció	8.495	34,40%	27	27,84%	183	25,74%	2.464	29,34%	73	19,01%	44	30,77%
Vots nuls	145	0,90%	0	0%	6	1,14%	49	0,83%	0	0%	0	0%
Vots en blanc	234	1,44%	0	0%	10	1,89%	105	1,77%	3	0,96%	5	5,05%
Vots a candidatures	15.818	97,66%	70	100%	512	96,97%	5.781	97,40%	308	99,04%	94	94,95%

### Candidatures

CiU	2.968	18,48%	47	67,14%	251	48,08%	1.592	27,04%	210	67,52%	70	70,70%
PSC	3.217	20,04%	2	2,85%	31	5,93%	759	12,89%	8	2,57%	0	0%
P.P.	2.097	13,06%	2	2,85%	11	2,10%	705	11,97%	12	3,85%	9	9,09%
ERC-Cat Si	1.602	9,98%	9	12,85%	139	26,62%	809	13,74%	47	15,11%	8	8,08%
ICV-EUiA	2.351	14,64%	2	2,85%	13	2,49%	721	12,24%	9	2,89%	2	2,02%
C's	1.957	12,19%	1	1,42%	9	1,72%	671	11,39%	3	0,96%	1	1,01%
CUP-ALTERNATIVA D'ESQUERRES	450	2,80%	6	8,57%	41	7,85%	170	2,88%	11	3,53%	2	2,02%
PxC	382	2,37%	1	1,42%	5	0,95%	58	0,98%	4	1,28%	0	0%
SI	96	0,59%	0	0%	8	1,53%	82	1,39%	3	0,96%	2	2,02%
Eb	176	1,09%	0	0%	1	0,19%	68	1,15%	0	0%	0	0%
PACMA	122	0,76%	0	0%	2	0,38%	56	0,95%	1	0,32%	0	0%
PIRATA.CAT	113	0,70%	0	0%	1	0,19%	37	0,62%	0	0%	0	0%
UPyD	117	0,72%	0	0%	0	0%	11	0,18%	0	0%	0	0%
FARTS.cat	96	0,59%	0	0%	0	0%	26	0,44%	0	0%	0	0%
VD	56	0,34%	0	0%	0	0%	13	0,22%	0	0%	0	0%
U.C.E.	18	0,11%	0	0%	0	0%	3	0,05%	0	0%	0	0%

	Montmeló		Montornès del Vallès		Montseny		Muntanyola		Mura		Navarres	
Escurtat	100%		100%		100%		100%		100%		100%	
Total votants	4.763	72,34%	7.580	68,02%	215	84,31%	339	76,35%	151	89,35%	3.361	72,25%
Abstenció	1.821	27,66%	3.563	31,98%	40	15,69%	105	23,65%	18	10,65%	1.291	27,75%
Vots nuls	58	1,22%	166	2,19%	1	0,47%	0	0%	2	1,32%	21	0,62%
Vots en blanc	71	1,49%	165	2,18%	1	0,47%	3	0,88%	0	0%	51	1,52%
Vots a candidatures	4.634	97,29%	7.249	95,63%	213	99,06%	336	99,12%	149	98,68%	3.289	97,86%

### Candidatures

CiU	784	16,66%	1.188	16,02%	127	59,34%	149	43,95%	76	51,00%	1.343	40,20%
PSC	981	20,85%	1.255	16,92%	9	4,20%	4	1,17%	14	9,39%	451	13,50%
P.P.	732	15,55%	1.251	16,87%	3	1,40%	16	4,71%	2	1,34%	280	8,38%
ERC-Cat Si	369	7,84%	473	6,37%	45	21,02%	100	29,49%	42	28,18%	548	16,40%
ICV-EUiA	919	19,53%	1.581	21,32%	11	5,14%	25	7,37%	4	2,68%	257	7,69%
C's	402	8,54%	861	11,61%	3	1,40%	9	2,65%	0	0%	96	2,87%
CUP-ALTERNATIVA D'ESQUERRES	126	2,67%	120	1,61%	9	4,20%	14	4,12%	7	4,69%	132	3,95%
PxC	173	3,67%	222	2,99%	1	0,46%	2	0,58%	0	0%	84	2,51%
SI	30	0,63%	43	0,57%	5	2,33%	8	2,35%	4	2,68%	73	2,18%
Eb	29	0,61%	83	1,11%	0	0%	5	1,47%	0	0%	3	0,08%
PACMA	25	0,53%	54	0,72%	0	0%	1	0,29%	0	0%	9	0,26%
PIRATA.CAT	20	0,42%	35	0,47%	0	0%	3	0,88%	0	0%	4	0,11%
UPyD	18	0,38%	28	0,37%	0	0%	0	0%	0	0%	2	0,05%
FARTS.cat	11	0,23%	24	0,32%	0	0%	0	0%	0	0%	2	0,05%
VD	13	0,27%	24	0,32%	0	0%	0	0%	0	0%	4	0,11%
U.C.E.	2	0,04%	7	0,09%	0	0%	0	0%	0	0%	1	0,02%

## Municipis de Barcelona

	Navàs		Nou de Berguedà, la		Òdena		Olèrdola		Olesa de Bonesvalls		Olesa de Montserrat	
<b>Escurtat</b>	<b>100%</b>		<b>100%</b>		<b>100%</b>		<b>100%</b>		<b>100%</b>		<b>100%</b>	
Total votants	3.389	73,61%	100	79,37%	1.853	68,25%	1.925	73,45%	901	68,94%	11.502	67,99%
Abstenció	1.215	26,39%	26	20,63%	862	31,75%	696	26,55%	406	31,06%	5.414	32,01%
Vots nuls	39	1,15%	0	0%	15	0,81%	22	1,14%	11	1,22%	147	1,28%
Vots en blanc	44	1,30%	1	1,00%	40	2,16%	30	1,56%	14	1,55%	171	1,49%
Vots a candidatures	3.306	97,55%	99	99,00%	1.798	97,03%	1.873	97,30%	876	97,23%	11.184	97,23%

### Candidatures

CiU	1.406	41,97%	52	52,00%	659	35,85%	784	41,19%	237	26,62%	3.059	26,93%
PSC	321	9,58%	8	8,00%	308	16,75%	187	9,82%	126	14,15%	1.714	15,09%
P.P.	188	5,61%	3	3,00%	184	10,01%	131	6,88%	105	11,79%	1.204	10,60%
ERC-Cat Si	634	18,92%	21	21,00%	276	15,01%	286	15,02%	130	14,60%	1.681	14,80%
ICV-EUiA	148	4,41%	1	1,00%	113	6,14%	173	9,09%	89	10,00%	1.382	12,17%
C's	62	1,85%	1	1,00%	93	5,05%	92	4,83%	100	11,23%	944	8,31%
CUP-ALTERNATIVA D'ESQUERRES	358	10,68%	11	11,00%	49	2,66%	102	5,35%	30	3,37%	424	3,73%
PxC	93	2,77%	1	1,00%	59	3,21%	32	1,68%	16	1,79%	334	2,94%
SI	68	2,02%	1	1,00%	11	0,59%	44	2,31%	9	1,01%	103	0,90%
Eb	8	0,23%	0	0%	10	0,54%	11	0,57%	7	0,78%	90	0,79%
PACMA	6	0,17%	0	0%	10	0,54%	12	0,63%	7	0,78%	78	0,68%
PIRATA.CAT	2	0,05%	0	0%	11	0,59%	12	0,63%	3	0,33%	69	0,60%
UPyD	0	0%	0	0%	3	0,16%	0	0%	4	0,44%	32	0,28%
FARTS.cat	3	0,08%	0	0%	5	0,27%	4	0,21%	7	0,78%	27	0,23%
VD	7	0,20%	0	0%	6	0,32%	3	0,15%	6	0,67%	31	0,27%
U.C.E.	2	0,05%	0	0%	1	0,05%	0	0%	0	0%	12	0,10%

	Olivella		Olost		Olvan		Orís		Oristà		Orpí	
<b>Escurtat</b>	<b>100%</b>		<b>100%</b>		<b>100%</b>		<b>100%</b>		<b>100%</b>		<b>100%</b>	
Total votants	1.356	60,27%	762	76,89%	573	75,79%	188	80,69%	396	81,65%	94	78,33%
Abstenció	894	39,73%	229	23,11%	183	24,21%	45	19,31%	89	18,35%	26	21,67%
Vots nuls	6	0,44%	5	0,66%	10	1,75%	0	0%	10	2,53%	0	0%
Vots en blanc	19	1,40%	7	0,92%	17	2,97%	0	0%	1	0,25%	1	1,06%
Vots a candidatures	1.331	98,16%	750	98,42%	546	95,28%	188	100%	385	97,22%	93	98,94%

### Candidatures

CiU	361	26,74%	397	52,44%	276	49,02%	114	60,63%	242	62,69%	51	54,25%
PSC	184	13,62%	24	3,17%	27	4,79%	7	3,72%	10	2,59%	1	1,06%
P.P.	199	14,74%	25	3,30%	30	5,32%	9	4,78%	19	4,92%	3	3,19%
ERC-Cat Si	161	11,92%	226	29,85%	134	23,80%	25	13,29%	83	21,50%	24	25,53%
ICV-EUiA	153	11,33%	18	2,37%	14	2,48%	9	4,78%	5	1,29%	1	1,06%
C's	122	9,03%	6	0,79%	5	0,88%	4	2,12%	0	0%	1	1,06%
CUP-ALTERNATIVA D'ESQUERRES	48	3,55%	24	3,17%	32	5,68%	13	6,91%	20	5,18%	4	4,25%
PxC	26	1,92%	8	1,05%	11	1,95%	2	1,06%	1	0,25%	2	2,12%
SI	26	1,92%	19	2,50%	13	2,30%	3	1,59%	5	1,29%	2	2,12%
Eb	12	0,88%	0	0%	2	0,35%	0	0%	0	0%	4	4,25%
PACMA	11	0,81%	3	0,39%	0	0%	1	0,53%	0	0%	0	0%
PIRATA.CAT	6	0,44%	0	0%	0	0%	0	0%	0	0%	0	0%
UPyD	7	0,51%	0	0%	0	0%	0	0%	0	0%	0	0%
FARTS.cat	7	0,51%	0	0%	2	0,35%	0	0%	0	0%	0	0%
VD	7	0,51%	0	0%	0	0%	1	0,53%	0	0%	0	0%
U.C.E.	1	0,07%	0	0%	0	0%	0	0%	0	0%	0	0%

## Municipis de Barcelona

	Òrrius		Pacs del Penedès		Palafolls		Palau-solità i Plegamans		Pallejà		Palma de Cervelló, la	
Escurtat	100%		100%		100%		100%		100%		100%	
Total votants	415	81,05%	527	75,94%	4.522	68,01%	7.500	70,05%	5.782	69,98%	1.783	78,62%
Abstenció	97	18,95%	167	24,06%	2.127	31,99%	3.206	29,95%	2.480	30,02%	485	21,38%
Vots nuls	4	0,96%	8	1,52%	57	1,26%	66	0,88%	67	1,16%	19	1,07%
Vots en blanc	3	0,72%	10	1,90%	68	1,50%	106	1,41%	99	1,71%	32	1,79%
Vots a candidatures	408	98,32%	509	96,58%	4.397	97,24%	7.328	97,71%	5.616	97,13%	1.732	97,14%

### Candidatures

CiU	199	48,41%	251	48,36%	1.206	27,01%	2.411	32,43%	1.337	23,39%	630	35,71%
PSC	14	3,40%	54	10,40%	745	16,68%	958	12,88%	947	16,57%	167	9,46%
P.P.	27	6,56%	41	7,89%	522	11,69%	944	12,69%	725	12,68%	146	8,27%
ERC-Cat Si	79	19,22%	50	9,63%	630	14,10%	915	12,30%	693	12,12%	331	18,76%
ICV-EUiA	19	4,62%	38	7,32%	469	10,50%	758	10,19%	752	13,15%	175	9,92%
C's	18	4,37%	27	5,20%	363	8,12%	667	8,97%	652	11,40%	85	4,81%
CUP-ALTERNATIVA D'ESQUERRES	36	8,75%	24	4,62%	143	3,20%	208	2,79%	126	2,20%	92	5,21%
PxC	3	0,72%	9	1,73%	107	2,39%	133	1,78%	122	2,13%	14	0,79%
SI	4	0,97%	12	2,31%	70	1,56%	104	1,39%	59	1,03%	37	2,09%
Eb	3	0,72%	1	0,19%	23	0,51%	67	0,90%	61	1,06%	10	0,56%
PACMA	0	0%	0	0%	47	1,05%	51	0,68%	41	0,71%	17	0,96%
PIRATA.CAT	3	0,72%	0	0%	20	0,44%	46	0,61%	21	0,36%	8	0,45%
UPyD	0	0%	1	0,19%	11	0,24%	25	0,33%	28	0,48%	5	0,28%
FARTS.cat	2	0,48%	0	0%	14	0,31%	19	0,25%	30	0,52%	11	0,62%
VD	1	0,24%	1	0,19%	17	0,38%	19	0,25%	18	0,31%	4	0,22%
U.C.E.	0	0%	0	0%	10	0,22%	3	0,04%	4	0,06%	0	0%

	Papiol, el		Parets del Vallès		Perafita		Piera		Pineda de Mar		Pla del Penedès, el	
Escurtat	100%		100%		100%		100%		100%		100%	
Total votants	2.117	69,73%	9.426	68,86%	249	76,62%	7.069	64,04%	12.001	66,37%	696	77,33%
Abstenció	919	30,27%	4.262	31,14%	76	23,38%	3.969	35,96%	6.082	33,63%	204	22,67%
Vots nuls	19	0,90%	92	0,98%	0	0%	80	1,13%	83	0,69%	13	1,87%
Vots en blanc	32	1,51%	161	1,71%	6	2,41%	110	1,56%	152	1,27%	5	0,72%
Vots a candidatures	2.066	97,59%	9.173	97,31%	243	97,59%	6.879	97,31%	11.766	98,04%	678	97,41%

### Candidatures

CiU	672	32,03%	2.097	22,46%	142	57,02%	2.068	29,58%	3.314	27,80%	312	45,68%
PSC	314	14,96%	1.497	16,03%	4	1,60%	1.014	14,50%	2.194	18,40%	42	6,14%
P.P.	209	9,96%	1.110	11,89%	6	2,40%	944	13,50%	2.004	16,81%	31	4,53%
ERC-Cat Si	374	17,82%	1.270	13,60%	66	26,50%	980	14,02%	1.457	12,22%	142	20,79%
ICV-EUiA	202	9,62%	1.220	13,07%	7	2,81%	613	8,77%	941	7,89%	50	7,32%
C's	100	4,76%	1.129	12,09%	1	0,40%	460	6,58%	757	6,35%	22	3,22%
CUP-ALTERNATIVA D'ESQUERRES	78	3,71%	222	2,37%	8	3,21%	255	3,64%	287	2,40%	52	7,61%
PxC	22	1,04%	196	2,09%	2	0,80%	212	3,03%	314	2,63%	4	0,58%
SI	29	1,38%	85	0,91%	3	1,20%	91	1,30%	150	1,25%	11	1,61%
Eb	14	0,66%	86	0,92%	0	0%	31	0,44%	78	0,65%	5	0,73%
PACMA	10	0,47%	61	0,65%	4	1,60%	70	1,00%	69	0,57%	3	0,43%
PIRATA.CAT	11	0,52%	83	0,88%	0	0%	39	0,55%	59	0,49%	2	0,29%
UPyD	16	0,76%	35	0,37%	0	0%	34	0,48%	48	0,40%	1	0,14%
FARTS.cat	8	0,38%	30	0,32%	0	0%	31	0,44%	42	0,35%	0	0%
VD	5	0,23%	43	0,46%	0	0%	25	0,35%	39	0,32%	1	0,14%
U.C.E.	2	0,09%	9	0,09%	0	0%	12	0,17%	13	0,10%	0	0%

## Municipis de Barcelona

	Pobla de Claramunt, la		Pobla de Lillet, la		Polinyà		Pont de Vilomara i Rocafort, el		Pontons		Prat de Llobregat, el	
Escurtat	100%		100%		100%		100%		100%		100%	
Total votants	1.188	70,42%	793	72,69%	3.857	66,81%	1.807	64,06%	262	68,95%	31.574	66,55%
Abstenció	499	29,58%	298	27,31%	1.916	33,19%	1.014	35,94%	118	31,05%	15.869	33,45%
Vots nuls	13	1,09%	7	0,88%	46	1,19%	13	0,72%	3	1,15%	313	0,99%
Vots en blanc	18	1,52%	15	1,89%	71	1,84%	39	2,16%	3	1,15%	472	1,49%
Vots a candidatures	1.157	97,39%	771	97,23%	3.740	96,97%	1.755	97,12%	256	97,70%	30.789	97,52%

### Candidatures

CiU	450	38,29%	419	53,30%	699	18,34%	433	24,13%	105	40,54%	4.394	14,05%
PSC	158	13,44%	77	9,79%	723	18,97%	462	25,75%	12	4,63%	7.266	23,24%
P.P.	104	8,85%	30	3,81%	478	12,54%	210	11,70%	56	21,62%	4.630	14,81%
ERC-Cat Si	171	14,55%	129	16,41%	366	9,60%	193	10,75%	29	11,19%	2.532	8,09%
ICV-EUiA	100	8,51%	43	5,47%	531	13,93%	174	9,69%	20	7,72%	5.835	18,66%
C's	41	3,48%	12	1,52%	496	13,01%	119	6,63%	10	3,86%	3.352	10,72%
CUP-ALTERNATIVA D'ESQUERRES	45	3,82%	36	4,58%	71	1,86%	26	1,44%	12	4,63%	647	2,06%
PxC	10	0,85%	6	0,76%	225	5,90%	64	3,56%	6	2,31%	633	2,02%
SI	47	4,00%	15	1,90%	20	0,52%	22	1,22%	4	1,54%	193	0,61%
Eb	5	0,42%	2	0,25%	31	0,81%	16	0,89%	0	0%	287	0,91%
PACMA	6	0,51%	0	0%	36	0,94%	13	0,72%	0	0%	264	0,84%
PIRATA.CAT	10	0,85%	0	0%	11	0,28%	3	0,16%	0	0%	215	0,68%
UPyD	0	0%	0	0%	30	0,78%	4	0,22%	1	0,38%	280	0,89%
FARTS.cat	5	0,42%	0	0%	12	0,31%	5	0,27%	1	0,38%	173	0,55%
VD	4	0,34%	2	0,25%	10	0,26%	11	0,61%	0	0%	65	0,20%
U.C.E.	1	0,08%	0	0%	1	0,02%	0	0%	0	0%	23	0,07%

	Prats de Lluçanès		Prats de Rei, els		Premià de Dalt		Premià de Mar		Puigdàlber		Puig-reig	
Escurtat	100%		100%		100%		100%		100%		100%	
Total votants	1.653	76,99%	343	74,89%	5.546	73,86%	14.304	71,20%	345	83,33%	2.544	73,15%
Abstenció	494	23,01%	115	25,11%	1.963	26,14%	5.787	28,80%	69	16,67%	934	26,85%
Vots nuls	5	0,30%	1	0,29%	27	0,49%	119	0,83%	4	1,16%	23	0,90%
Vots en blanc	22	1,33%	9	2,62%	81	1,46%	201	1,41%	7	2,03%	43	1,69%
Vots a candidatures	1.626	98,37%	333	97,09%	5.438	98,05%	13.984	97,76%	334	96,81%	2.478	97,41%

### Candidatures

CiU	912	55,33%	186	54,38%	2.060	37,32%	4.437	31,27%	150	43,98%	1.249	49,54%
PSC	49	2,97%	15	4,38%	619	11,21%	1.640	11,56%	20	5,86%	177	7,02%
P.P.	52	3,15%	18	5,26%	761	13,78%	1.746	12,30%	16	4,69%	159	6,30%
ERC-Cat Si	459	27,85%	73	21,34%	697	12,62%	2.050	14,45%	80	23,46%	552	21,89%
ICV-EUiA	31	1,88%	6	1,75%	417	7,55%	1.652	11,64%	11	3,22%	111	4,40%
C's	23	1,39%	6	1,75%	431	7,80%	1.104	7,78%	29	8,50%	41	1,62%
CUP-ALTERNATIVA D'ESQUERRES	52	3,15%	7	2,04%	125	2,26%	476	3,35%	20	5,86%	95	3,76%
PxC	17	1,03%	7	2,04%	78	1,41%	258	1,81%	3	0,87%	35	1,38%
SI	25	1,51%	4	1,16%	85	1,54%	227	1,60%	2	0,58%	35	1,38%
Eb	1	0,06%	4	1,16%	64	1,15%	119	0,83%	1	0,29%	11	0,43%
PACMA	0	0%	0	0%	34	0,61%	72	0,50%	1	0,29%	5	0,19%
PIRATA.CAT	3	0,18%	1	0,29%	13	0,23%	62	0,43%	0	0%	2	0,07%
UPyD	1	0,06%	0	0%	23	0,41%	47	0,33%	0	0%	0	0%
FARTS.cat	0	0%	1	0,29%	22	0,39%	58	0,40%	1	0,29%	2	0,07%
VD	1	0,06%	4	1,16%	5	0,09%	25	0,17%	0	0%	2	0,07%
U.C.E.	0	0%	1	0,29%	4	0,07%	11	0,07%	0	0%	2	0,07%



## Municipis de Barcelona

	Pujalt		Quar, la		Rajadell		Rellinars		Ripollt		Roca del Vallès, la	
Escurtat	100%		100%		100%		100%		100%		100%	
Total votants	125	77,16%	34	70,83%	340	76,58%	420	73,68%	17.358	66,15%	5.507	71,13%
Abstenció	37	22,84%	14	29,17%	104	23,42%	150	26,32%	8.883	33,85%	2.235	28,87%
Vots nuls	0	0%	0	0%	1	0,29%	6	1,43%	203	1,17%	45	0,82%
Vots en blanc	3	2,40%	0	0%	6	1,76%	10	2,38%	321	1,85%	68	1,23%
Vots a candidatures	122	97,60%	34	100%	333	97,95%	404	96,19%	16.834	96,98%	5.394	97,95%

### Candidatures

CiU	85	68,00%	24	70,58%	174	51,32%	182	43,96%	2.729	15,90%	1.987	36,37%
PSC	1	0,80%	0	0%	20	5,89%	48	11,59%	3.656	21,31%	628	11,49%
P.P.	11	8,80%	1	2,94%	33	9,73%	22	5,31%	2.592	15,10%	578	10,58%
ERC-Cat Si	17	13,60%	4	11,76%	52	15,33%	86	20,77%	1.294	7,54%	782	14,31%
ICV-EUiA	1	0,80%	0	0%	16	4,71%	24	5,79%	2.300	13,40%	556	10,17%
C's	1	0,80%	2	5,88%	10	2,94%	8	1,93%	2.304	13,43%	367	6,71%
CUP-ALTERNATIVA D'ESQUERRES	5	4,00%	0	0%	12	3,53%	12	2,89%	690	4,02%	136	2,48%
PxC	0	0%	2	5,88%	9	2,65%	6	1,44%	491	2,86%	104	1,90%
SI	1	0,80%	1	2,94%	5	1,47%	3	0,72%	109	0,63%	95	1,73%
Eb	0	0%	0	0%	1	0,29%	4	0,96%	166	0,96%	56	1,02%
PACMA	0	0%	0	0%	0	0%	1	0,24%	123	0,71%	27	0,49%
PIRATA.CAT	0	0%	0	0%	0	0%	4	0,96%	116	0,67%	24	0,43%
UPyD	0	0%	0	0%	0	0%	0	0%	130	0,75%	17	0,31%
FARTS.cat	0	0%	0	0%	0	0%	2	0,48%	80	0,46%	16	0,29%
VD	0	0%	0	0%	1	0,29%	1	0,24%	43	0,25%	17	0,31%
U.C.E.	0	0%	0	0%	0	0%	1	0,24%	11	0,06%	4	0,07%

	Roda de Ter		Rubí		Rubió		Rupit i Pruit		Sabadell		Sagàs	
Escurtat	100%		100%		100%		100%		100%		100%	
Total votants	3.398	75,66%	33.617	64,13%	139	75,96%	218	87,20%	106.222	70,69%	97	88,18%
Abstenció	1.093	24,34%	18.803	35,87%	44	24,04%	32	12,80%	44.049	29,31%	13	11,82%
Vots nuls	11	0,32%	315	0,94%	1	0,72%	0	0%	829	0,78%	0	0%
Vots en blanc	34	1,00%	516	1,53%	1	0,72%	3	1,38%	1.449	1,36%	2	2,06%
Vots a candidatures	3.353	98,68%	32.786	97,53%	137	98,56%	215	98,62%	103.944	97,86%	95	97,94%

### Candidatures

CiU	1.746	51,55%	6.283	18,86%	68	49,27%	153	70,18%	27.553	26,14%	45	46,39%
PSC	241	7,11%	6.561	19,70%	1	0,72%	2	0,91%	19.180	18,19%	2	2,06%
P.P.	139	4,10%	4.783	14,36%	8	5,79%	2	0,91%	11.918	11,30%	11	11,34%
ERC-Cat Si	723	21,34%	3.647	10,95%	33	23,91%	46	21,10%	12.526	11,88%	31	31,95%
ICV-EUiA	154	4,54%	4.169	12,51%	10	7,24%	3	1,37%	13.097	12,42%	0	0%
C's	57	1,68%	4.142	12,43%	3	2,17%	2	0,91%	9.582	9,09%	2	2,06%
CUP-ALTERNATIVA D'ESQUERRES	81	2,39%	845	2,53%	4	2,89%	6	2,75%	3.767	3,57%	3	3,09%
PxC	102	3,01%	744	2,23%	5	3,62%	0	0%	2.399	2,27%	1	1,03%
SI	87	2,56%	364	1,09%	3	2,17%	1	0,45%	1.026	0,97%	0	0%
Eb	8	0,23%	293	0,87%	0	0%	0	0%	730	0,69%	0	0%
PACMA	4	0,11%	276	0,82%	0	0%	0	0%	654	0,62%	0	0%
PIRATA.CAT	4	0,11%	214	0,64%	1	0,72%	0	0%	504	0,47%	0	0%
UPyD	2	0,05%	171	0,51%	0	0%	0	0%	335	0,31%	0	0%
FARTS.cat	1	0,02%	152	0,45%	0	0%	0	0%	385	0,36%	0	0%
VD	2	0,05%	101	0,30%	1	0,72%	0	0%	210	0,19%	0	0%
U.C.E.	2	0,05%	41	0,12%	0	0%	0	0%	78	0,07%	0	0%



## Municipis de Barcelona

	Saldes		Sallent		Sant Adrià de Besòs		Sant Agustí de Lluçanès		Sant Andreu de la Barca		Sant Andreu de Llaveneres	
<b>Escurtat</b>	<b>100%</b>		<b>100%</b>		<b>100%</b>		<b>100%</b>		<b>100%</b>		<b>100%</b>	
Total votants	209	76,28%	3.840	70,74%	14.802	59,39%	73	84,88%	12.687	66,71%	5.351	72,43%
Abstenció	65	23,72%	1.588	29,26%	10.123	40,61%	13	15,12%	6.330	33,29%	2.037	27,57%
Vots nuls	8	3,83%	24	0,63%	140	0,95%	0	0%	118	0,93%	34	0,64%
Vots en blanc	6	2,87%	69	1,80%	196	1,32%	1	1,37%	224	1,77%	73	1,36%
Vots a candidatures	195	93,30%	3.747	97,57%	14.466	97,73%	72	98,63%	12.345	97,30%	5.244	98,00%

### Candidatures

CiU	87	43,28%	1.372	35,95%	2.151	14,67%	53	72,60%	1.809	14,39%	2.435	45,79%
PSC	18	8,95%	620	16,24%	3.596	24,52%	0	0%	3.165	25,18%	346	6,50%
P.P.	8	3,98%	259	6,78%	2.407	16,41%	5	6,84%	1.864	14,83%	738	13,88%
ERC-Cat Si	60	29,85%	668	17,50%	1.205	8,21%	9	12,32%	1.131	8,99%	757	14,23%
ICV-EUiA	6	2,98%	338	8,85%	2.055	14,01%	2	2,73%	1.591	12,65%	317	5,96%
C's	4	1,99%	78	2,04%	1.505	10,26%	0	0%	1.554	12,36%	380	7,14%
CUP-ALTERNATIVA D'ESQUERRES	6	2,98%	213	5,58%	259	1,76%	2	2,73%	204	1,62%	73	1,37%
PxC	0	0%	56	1,46%	570	3,88%	0	0%	470	3,73%	33	0,62%
SI	2	0,99%	65	1,70%	118	0,80%	1	1,36%	92	0,73%	59	1,10%
Eb	3	1,49%	29	0,75%	137	0,93%	0	0%	109	0,86%	39	0,73%
PACMA	0	0%	13	0,34%	114	0,77%	0	0%	83	0,66%	14	0,26%
PIRATA.CAT	0	0%	20	0,52%	111	0,75%	0	0%	63	0,50%	26	0,48%
UPyD	0	0%	1	0,02%	123	0,83%	0	0%	108	0,85%	12	0,22%
FARTS.cat	0	0%	5	0,13%	47	0,32%	0	0%	59	0,46%	11	0,20%
VD	1	0,49%	7	0,18%	47	0,32%	0	0%	35	0,27%	2	0,03%
U.C.E.	0	0%	3	0,07%	21	0,14%	0	0%	8	0,06%	2	0,03%

	Sant Antoni de Vilamajor		Sant Bartomeu del Grau		Sant Boi de Llobregat		Sant Boi de Lluçanès		Sant Cebrià de Vallalta		Sant Celoni	
<b>Escurtat</b>	<b>100%</b>		<b>100%</b>		<b>100%</b>		<b>100%</b>		<b>100%</b>		<b>100%</b>	
Total votants	3.092	73,74%	550	78,91%	40.469	65,97%	351	77,83%	1.635	68,10%	8.845	71,58%
Abstenció	1.101	26,26%	147	21,09%	20.874	34,03%	100	22,17%	766	31,90%	3.511	28,42%
Vots nuls	33	1,07%	0	0%	435	1,07%	1	0,28%	13	0,80%	72	0,81%
Vots en blanc	32	1,03%	4	0,73%	657	1,62%	5	1,42%	13	0,80%	110	1,24%
Vots a candidatures	3.027	97,90%	546	99,27%	39.377	97,31%	345	98,30%	1.609	98,40%	8.663	97,95%

### Candidatures

CiU	1.262	41,25%	286	52,00%	6.177	15,42%	205	58,57%	654	40,32%	3.569	40,68%
PSC	204	6,66%	25	4,54%	9.655	24,11%	11	3,14%	150	9,24%	1.036	11,80%
P.P.	246	8,04%	40	7,27%	5.103	12,74%	15	4,28%	141	8,69%	733	8,35%
ERC-Cat Si	569	18,60%	121	22,00%	3.637	9,08%	78	22,28%	263	16,21%	1.343	15,30%
ICV-EUiA	247	8,07%	4	0,72%	5.743	14,34%	11	3,14%	154	9,49%	695	7,92%
C's	193	6,30%	10	1,81%	4.299	10,73%	5	1,42%	101	6,22%	379	4,32%
CUP-ALTERNATIVA D'ESQUERRES	133	4,34%	28	5,09%	883	2,20%	8	2,28%	70	4,31%	493	5,61%
PxC	26	0,84%	13	2,36%	1.799	4,49%	1	0,28%	13	0,80%	146	1,66%
SI	74	2,41%	15	2,72%	348	0,86%	8	2,28%	23	1,41%	104	1,18%
Eb	20	0,65%	1	0,18%	376	0,93%	0	0%	10	0,61%	45	0,51%
PACMA	14	0,45%	1	0,18%	296	0,73%	2	0,57%	15	0,92%	33	0,37%
PIRATA.CAT	12	0,39%	1	0,18%	217	0,54%	0	0%	6	0,36%	44	0,50%
UPyD	6	0,19%	1	0,18%	524	1,30%	0	0%	2	0,12%	7	0,07%
FARTS.cat	14	0,45%	0	0%	176	0,43%	1	0,28%	4	0,24%	15	0,17%
VD	4	0,13%	0	0%	115	0,28%	0	0%	3	0,18%	14	0,15%
U.C.E.	3	0,09%	0	0%	29	0,07%	0	0%	0	0%	7	0,07%

## Municipis de Barcelona

	Sant Climent de Llobregat		Sant Cugat del Vallès		Sant Cugat Sesgarrigues		Sant Esteve de Palautordera		Sant Esteve Sesrovires		Sant Feliu de Codines	
Escurtat	100%		100%		100%		100%		100%		100%	
Total votants	2.167	72,09%	44.047	78,41%	583	80,86%	1.493	85,61%	3.953	71,01%	2.958	69,96%
Abstenció	839	27,91%	12.127	21,59%	138	19,14%	251	14,39%	1.614	28,99%	1.270	30,04%
Vots nuls	28	1,29%	219	0,50%	7	1,20%	7	0,47%	42	1,06%	29	0,98%
Vots en blanc	36	1,66%	590	1,34%	8	1,37%	19	1,27%	56	1,42%	22	0,74%
Vots a candidatures	2.103	97,05%	43.238	98,16%	568	97,43%	1.467	98,26%	3.855	97,52%	2.907	98,28%

### Candidatures

CiU	691	32,30%	18.052	41,18%	253	43,92%	808	54,37%	1.010	25,82%	1.200	40,96%
PSC	277	12,94%	3.180	7,25%	72	12,50%	40	2,69%	593	15,16%	231	7,88%
P.P.	147	6,87%	5.327	12,15%	35	6,07%	43	2,89%	475	12,14%	175	5,97%
ERC-Cat Si	363	16,97%	5.636	12,85%	104	18,05%	300	20,18%	575	14,70%	648	22,12%
ICV-EUiA	283	13,23%	3.881	8,85%	41	7,11%	63	4,23%	463	11,83%	205	6,99%
C's	148	6,91%	3.391	7,73%	18	3,12%	24	1,61%	323	8,25%	111	3,78%
CUP-ALTERNATIVA D'ESQUERRES	52	2,43%	1.898	4,33%	24	4,16%	150	10,09%	114	2,91%	97	3,31%
PxC	45	2,10%	172	0,39%	3	0,52%	7	0,47%	85	2,17%	41	1,39%
SI	33	1,54%	575	1,31%	10	1,73%	18	1,21%	48	1,22%	112	3,82%
Eb	26	1,21%	388	0,88%	1	0,17%	4	0,26%	67	1,71%	31	1,05%
PACMA	13	0,60%	209	0,47%	3	0,52%	2	0,13%	31	0,79%	23	0,78%
PIRATA.CAT	6	0,28%	269	0,61%	1	0,17%	3	0,20%	27	0,69%	10	0,34%
UPyD	5	0,23%	88	0,20%	0	0%	1	0,06%	17	0,43%	4	0,13%
FARTS.cat	6	0,28%	100	0,22%	1	0,17%	3	0,20%	18	0,46%	9	0,30%
VD	7	0,32%	53	0,12%	2	0,34%	0	0%	8	0,20%	7	0,23%
U.C.E.	1	0,04%	19	0,04%	0	0%	1	0,06%	1	0,02%	3	0,10%

	Sant Feliu de Llobregat		Sant Feliu Sasserra		Sant Fost de Campsentelles		Sant Fruitós de Bages		Sant Hipòlit de Voltregà		Sant Iscle de Vallalta	
Escurtat	100%		100%		100%		100%		100%		100%	
Total votants	23.382	72,28%	399	81,60%	4.396	65,91%	4.381	70,76%	1.979	76,85%	669	70,50%
Abstenció	8.965	27,72%	90	18,40%	2.274	34,09%	1.810	29,24%	596	23,15%	280	29,50%
Vots nuls	290	1,24%	1	0,25%	32	0,73%	31	0,71%	9	0,45%	2	0,30%
Vots en blanc	362	1,55%	6	1,50%	62	1,41%	71	1,62%	34	1,72%	7	1,05%
Vots a candidatures	22.730	97,21%	392	98,25%	4.302	97,86%	4.279	97,67%	1.936	97,83%	660	98,65%

### Candidatures

CiU	4.713	20,40%	249	62,56%	1.244	28,50%	1.973	45,35%	985	50,00%	295	44,22%
PSC	4.300	18,62%	6	1,50%	522	11,96%	405	9,31%	169	8,57%	37	5,54%
P.P.	3.188	13,80%	19	4,77%	633	14,50%	348	8,00%	85	4,31%	50	7,49%
ERC-Cat Si	2.305	9,98%	86	21,60%	518	11,86%	713	16,39%	408	20,71%	134	20,08%
ICV-EUiA	3.496	15,13%	4	1,00%	517	11,84%	301	6,91%	56	2,84%	46	6,89%
C's	2.589	11,21%	3	0,75%	387	8,86%	182	4,18%	44	2,23%	40	5,99%
CUP-ALTERNATIVA D'ESQUERRES	576	2,49%	14	3,51%	81	1,85%	112	2,57%	61	3,09%	29	4,34%
PxC	465	2,01%	3	0,75%	68	1,55%	81	1,86%	37	1,87%	11	1,64%
SI	224	0,97%	8	2,01%	47	1,07%	72	1,65%	70	3,55%	8	1,19%
Eb	222	0,96%	0	0%	117	2,68%	20	0,45%	8	0,40%	5	0,74%
PACMA	171	0,74%	0	0%	41	0,93%	23	0,52%	6	0,30%	2	0,29%
PIRATA.CAT	166	0,71%	0	0%	85	1,94%	21	0,48%	2	0,10%	0	0%
UPyD	124	0,53%	0	0%	12	0,27%	10	0,22%	0	0%	2	0,29%
FARTS.cat	98	0,42%	0	0%	17	0,38%	11	0,25%	2	0,10%	1	0,14%
VD	72	0,31%	0	0%	12	0,27%	6	0,13%	3	0,15%	0	0%
U.C.E.	21	0,09%	0	0%	1	0,02%	1	0,02%	0	0%	0	0%

## Municipis de Barcelona

	Sant Jaume de Frontanyà		Sant Joan de Vilatorrada		Sant Joan Despí		Sant Julià de Cerdanyola		Sant Julià de Vilatorrada		Sant Just Desvern	
Escurtat	100%		100%		100%		100%		100%		100%	
Total votants	20	86,96%	5.386	67,63%	17.626	72,74%	193	88,94%	1.982	87,12%	9.004	76,79%
Abstenció	3	13,04%	2.578	32,37%	6.604	27,26%	24	11,06%	293	12,88%	2.721	23,21%
Vots nuls	0	0%	48	0,89%	122	0,69%	0	0%	16	0,81%	55	0,61%
Vots en blanc	0	0%	104	1,93%	310	1,76%	5	2,59%	11	0,55%	144	1,60%
Vots a candidatures	20	100%	5.234	97,18%	17.194	97,55%	188	97,41%	1.955	98,64%	8.805	97,79%

### Candidatures

CiU	8	40,00%	1.685	31,56%	3.446	19,68%	114	59,06%	1.140	57,98%	3.249	36,30%
PSC	4	20,00%	876	16,41%	3.776	21,57%	3	1,55%	42	2,13%	903	10,09%
P.P.	0	0%	510	9,55%	2.456	14,03%	4	2,07%	42	2,13%	1.103	12,32%
ERC-Cat Si	4	20,00%	733	13,73%	1.542	8,80%	50	25,90%	493	25,07%	1.275	14,24%
ICV-EUiA	0	0%	557	10,43%	2.496	14,25%	5	2,59%	53	2,69%	865	9,66%
C's	0	0%	298	5,58%	2.127	12,15%	0	0%	13	0,66%	680	7,59%
CUP-ALTERNATIVA D'ESQUERRES	2	10,00%	136	2,54%	342	1,95%	10	5,18%	58	2,95%	328	3,66%
PxC	0	0%	115	2,15%	267	1,52%	0	0%	20	1,01%	53	0,59%
SI	2	10,00%	90	1,68%	112	0,63%	1	0,51%	80	4,06%	98	1,09%
Eb	0	0%	101	1,89%	193	1,10%	0	0%	5	0,25%	59	0,65%
PACMA	0	0%	28	0,52%	86	0,49%	0	0%	5	0,25%	50	0,55%
PIRATA.CAT	0	0%	54	1,01%	95	0,54%	0	0%	0	0%	40	0,44%
UPyD	0	0%	11	0,20%	84	0,47%	0	0%	0	0%	17	0,18%
FARTS.cat	0	0%	14	0,26%	104	0,59%	1	0,51%	3	0,15%	20	0,22%
VD	0	0%	23	0,43%	54	0,30%	0	0%	1	0,05%	58	0,64%
U.C.E.	0	0%	3	0,05%	14	0,07%	0	0%	0	0%	7	0,07%

	Sant Llorenç d'Hortons		Sant Llorenç Savall		Sant Martí d'Albars		Sant Martí de Centelles		Sant Martí de Tous		Sant Martí Sarroca	
Escurtat	100%		100%		100%		100%		100%		100%	
Total votants	1.431	78,20%	1.312	70,54%	75	84,27%	599	75,82%	728	82,54%	1.755	74,52%
Abstenció	399	21,80%	548	29,46%	14	15,73%	191	24,18%	154	17,46%	600	25,48%
Vots nuls	10	0,70%	11	0,84%	0	0%	3	0,50%	4	0,55%	44	2,51%
Vots en blanc	24	1,68%	14	1,07%	1	1,33%	2	0,33%	6	0,82%	29	1,65%
Vots a candidatures	1.397	97,62%	1.287	98,09%	74	98,67%	594	99,17%	718	98,63%	1.682	95,84%

### Candidatures

CiU	523	36,80%	573	44,04%	54	72,00%	279	46,81%	387	53,45%	814	47,57%
PSC	114	8,02%	110	8,45%	0	0%	51	8,55%	29	4,00%	112	6,54%
P.P.	97	6,82%	88	6,76%	3	4,00%	31	5,20%	46	6,35%	97	5,66%
ERC-Cat Si	277	19,49%	324	24,90%	10	13,33%	102	17,11%	163	22,51%	297	17,35%
ICV-EUiA	171	12,03%	68	5,22%	0	0%	36	6,04%	38	5,24%	95	5,55%
C's	79	5,55%	36	2,76%	0	0%	24	4,02%	8	1,10%	34	1,98%
CUP-ALTERNATIVA D'ESQUERRES	45	3,16%	44	3,38%	3	4,00%	26	4,36%	13	1,79%	154	9,00%
PxC	24	1,68%	8	0,61%	2	2,66%	16	2,68%	5	0,69%	29	1,69%
SI	27	1,90%	17	1,30%	0	0%	8	1,34%	24	3,31%	25	1,46%
Eb	15	1,05%	2	0,15%	1	1,33%	8	1,34%	2	0,27%	3	0,17%
PACMA	6	0,42%	7	0,53%	0	0%	4	0,67%	2	0,27%	9	0,52%
PIRATA.CAT	7	0,49%	5	0,38%	1	1,33%	5	0,83%	0	0%	5	0,29%
UPyD	3	0,21%	0	0%	0	0%	2	0,33%	0	0%	2	0,11%
FARTS.cat	2	0,14%	2	0,15%	0	0%	0	0%	0	0%	3	0,17%
VD	6	0,42%	2	0,15%	0	0%	1	0,16%	1	0,13%	3	0,17%
U.C.E.	1	0,07%	1	0,07%	0	0%	1	0,16%	0	0%	0	0%

## Municipis de Barcelona

	Sant Martí Sesgueioles		Sant Mateu de Bages		Sant Pere de Ribes		Sant Pere de Riudebitlles		Sant Pere de Torelló		Sant Pere de Vilamajor	
Escurtat	100%		100%		100%		100%		100%		100%	
Total votants	222	75,00%	455	82,88%	12.628	63,23%	1.349	76,34%	1.441	77,85%	2.276	71,69%
Abstenció	74	25,00%	94	17,12%	7.343	36,77%	418	23,66%	410	22,15%	899	28,31%
Vots nuls	4	1,80%	2	0,44%	107	0,85%	14	1,04%	16	1,11%	30	1,32%
Vots en blanc	2	0,90%	9	1,98%	204	1,62%	10	0,74%	21	1,46%	33	1,45%
Vots a candidatures	216	97,30%	444	97,58%	12.317	97,53%	1.325	98,22%	1.404	97,43%	2.213	97,23%

### Candidatures

CiU	119	54,58%	288	63,57%	3.053	24,38%	627	46,96%	739	51,85%	824	36,68%
PSC	10	4,58%	11	2,42%	2.065	16,49%	123	9,21%	29	2,03%	174	7,74%
P.P.	15	6,88%	24	5,29%	1.760	14,05%	83	6,21%	48	3,36%	223	9,92%
ERC-Cat Si	36	16,51%	82	18,10%	1.520	12,13%	262	19,62%	410	28,77%	386	17,18%
ICV-EUiA	3	1,37%	10	2,20%	1.213	9,68%	61	4,56%	32	2,24%	204	9,08%
C's	4	1,83%	2	0,44%	1.175	9,38%	20	1,49%	20	1,40%	164	7,30%
CUP-ALTERNATIVA D'ESQUERRES	16	7,33%	15	3,31%	760	6,06%	97	7,26%	44	3,08%	87	3,87%
PxC	3	1,37%	4	0,88%	211	1,68%	19	1,42%	27	1,89%	37	1,64%
SI	3	1,37%	6	1,32%	140	1,11%	18	1,34%	39	2,73%	41	1,82%
Eb	3	1,37%	1	0,22%	101	0,80%	3	0,22%	3	0,21%	18	0,80%
PACMA	0	0%	1	0,22%	83	0,66%	5	0,37%	5	0,35%	19	0,84%
PIRATA.CAT	1	0,45%	0	0%	65	0,51%	1	0,07%	5	0,35%	12	0,53%
UPyD	0	0%	0	0%	78	0,62%	4	0,29%	0	0%	8	0,35%
FARTS.cat	1	0,45%	0	0%	48	0,38%	1	0,07%	0	0%	7	0,31%
VD	1	0,45%	0	0%	34	0,27%	0	0%	2	0,14%	7	0,31%
U.C.E.	1	0,45%	0	0%	11	0,08%	1	0,07%	1	0,07%	2	0,08%

	Sant Pere Sallavinera		Sant Pol de Mar		Sant Quintí de Mediona		Sant Quirze de Besora		Sant Quirze del Vallès		Sant Quirze Safaja	
Escurtat	100%		100%		100%		100%		100%		100%	
Total votants	119	85,00%	2.822	77,53%	1.145	75,48%	1.309	78,95%	10.890	77,69%	367	78,59%
Abstenció	21	15,00%	818	22,47%	372	24,52%	349	21,05%	3.128	22,31%	100	21,41%
Vots nuls	2	1,68%	23	0,82%	18	1,57%	6	0,46%	62	0,57%	0	0%
Vots en blanc	1	0,84%	16	0,57%	11	0,96%	13	0,99%	157	1,44%	4	1,09%
Vots a candidatures	116	97,48%	2.783	98,61%	1.116	97,47%	1.290	98,55%	10.671	97,99%	363	98,91%

### Candidatures

CiU	87	74,35%	1.346	48,08%	404	35,84%	744	57,09%	4.047	37,37%	179	48,77%
PSC	1	0,85%	150	5,35%	90	7,98%	71	5,44%	1.033	9,54%	30	8,17%
P.P.	5	4,27%	195	6,96%	93	8,25%	62	4,75%	1.100	10,15%	29	7,90%
ERC-Cat Si	18	15,38%	596	21,29%	300	26,61%	271	20,79%	1.626	15,01%	61	16,62%
ICV-EUiA	3	2,56%	177	6,32%	86	7,63%	38	2,91%	1.065	9,83%	24	6,53%
C's	0	0%	102	3,64%	23	2,04%	13	0,99%	913	8,43%	19	5,17%
CUP-ALTERNATIVA D'ESQUERRES	0	0%	107	3,82%	42	3,72%	30	2,30%	317	2,92%	5	1,36%
PxC	0	0%	24	0,85%	22	1,95%	17	1,30%	87	0,80%	0	0%
SI	2	1,70%	46	1,64%	41	3,63%	34	2,60%	164	1,51%	3	0,81%
Eb	0	0%	14	0,50%	1	0,08%	2	0,15%	105	0,96%	4	1,08%
PACMA	0	0%	8	0,28%	3	0,26%	4	0,30%	55	0,50%	6	1,63%
PIRATA.CAT	0	0%	8	0,28%	5	0,44%	1	0,07%	51	0,47%	0	0%
UPyD	0	0%	5	0,17%	0	0%	0	0%	35	0,32%	0	0%
FARTS.cat	0	0%	2	0,07%	1	0,08%	1	0,07%	35	0,32%	3	0,81%
VD	0	0%	3	0,10%	4	0,35%	2	0,15%	33	0,30%	0	0%
U.C.E.	0	0%	0	0%	1	0,08%	0	0%	5	0,04%	0	0%

## Municipis de Barcelona

	Sant Sadurní d'Anoia		Sant Sadurní d'Osormort		Sant Salvador de Guardiola		Sant Vicenç de Castellet		Sant Vicenç de Montalt		Sant Vicenç de Torelló	
Escurtat	100%		100%		100%		100%		100%		100%	
Total votants	6.878	74,85%	59	77,63%	1.628	68,72%	4.407	64,10%	2.997	74,09%	1.247	80,35%
Abstenció	2.311	25,15%	17	22,37%	741	31,28%	2.468	35,90%	1.048	25,91%	305	19,65%
Vots nuls	52	0,76%	0	0%	11	0,68%	43	0,98%	9	0,30%	11	0,88%
Vots en blanc	75	1,09%	1	1,69%	23	1,41%	76	1,72%	42	1,40%	8	0,64%
Vots a candidatures	6.751	98,15%	58	98,31%	1.594	97,91%	4.288	97,30%	2.946	98,30%	1.228	98,48%

### Candidatures

CiU	2.583	37,84%	33	55,93%	602	37,22%	1.374	31,48%	1.384	46,31%	612	49,51%
PSC	919	13,46%	3	5,08%	150	9,27%	663	15,19%	161	5,38%	56	4,53%
P.P.	483	7,07%	5	8,47%	182	11,25%	383	8,77%	402	13,45%	40	3,23%
ERC-Cat Sí	1.322	19,36%	12	20,33%	248	15,33%	861	19,72%	424	14,19%	308	24,91%
ICV-EUiA	503	7,36%	1	1,69%	120	7,42%	393	9,00%	165	5,52%	47	3,80%
C's	252	3,69%	2	3,38%	89	5,50%	201	4,60%	248	8,29%	10	0,80%
CUP-ALTERNATIVA D'ESQUERRES	346	5,06%	0	0%	83	5,13%	105	2,40%	55	1,84%	56	4,53%
PxC	104	1,52%	1	1,69%	45	2,78%	135	3,09%	16	0,53%	9	0,72%
SI	93	1,36%	0	0%	33	2,04%	86	1,97%	38	1,27%	75	6,06%
Eb	30	0,43%	0	0%	6	0,37%	21	0,48%	18	0,60%	3	0,24%
PACMA	20	0,29%	0	0%	12	0,74%	21	0,48%	13	0,43%	4	0,32%
PIRATA.CAT	30	0,43%	0	0%	8	0,49%	7	0,16%	9	0,30%	2	0,16%
UPyD	27	0,39%	0	0%	3	0,18%	18	0,41%	4	0,13%	2	0,16%
FARTS.cat	18	0,26%	0	0%	8	0,49%	10	0,22%	7	0,23%	1	0,08%
VD	19	0,27%	1	1,69%	5	0,30%	8	0,18%	2	0,06%	3	0,24%
U.C.E.	2	0,02%	0	0%	0	0%	2	0,04%	0	0%	0	0%

	Sant Vicenç dels Horts		Santa Cecília de Voltregà		Santa Coloma de Cervelló		Santa Coloma de Gramenet		Santa Eugènia de Berga		Santa Eulàlia de Riuprimer	
Escurtat	100%		100%		100%		100%		100%		100%	
Total votants	13.737	66,14%	137	87,26%	4.193	72,41%	50.257	63,85%	1.395	80,82%	760	82,70%
Abstenció	7.033	33,86%	20	12,74%	1.598	27,59%	28.449	36,15%	331	19,18%	159	17,30%
Vots nuls	123	0,90%	0	0%	46	1,10%	504	1,00%	8	0,57%	2	0,26%
Vots en blanc	211	1,54%	3	2,19%	68	1,62%	773	1,54%	12	0,86%	7	0,92%
Vots a candidatures	13.403	97,56%	134	97,81%	4.079	97,28%	48.980	97,46%	1.375	98,57%	751	98,82%

### Candidatures

CiU	1.781	13,08%	94	68,61%	1.044	25,17%	5.036	10,12%	826	59,55%	435	57,38%
PSC	2.533	18,60%	1	0,72%	521	12,56%	14.550	29,24%	24	1,73%	23	3,03%
P.P.	1.859	13,65%	5	3,64%	430	10,36%	8.310	16,70%	42	3,02%	24	3,16%
ERC-Cat Sí	3.197	23,48%	28	20,43%	614	14,80%	2.933	5,89%	309	22,27%	170	22,42%
ICV-EUiA	1.462	10,73%	1	0,72%	613	14,78%	7.123	14,31%	29	2,09%	20	2,63%
C's	1.526	11,20%	0	0%	452	10,89%	5.647	11,35%	20	1,44%	12	1,58%
CUP-ALTERNATIVA D'ESQUERRES	216	1,58%	2	1,45%	157	3,78%	1.214	2,44%	46	3,31%	26	3,43%
PxC	409	3,00%	2	1,45%	83	2,00%	1.908	3,83%	18	1,29%	1	0,13%
SI	45	0,33%	0	0%	23	0,55%	212	0,42%	48	3,46%	35	4,61%
Eb	86	0,63%	1	0,72%	45	1,08%	542	1,08%	10	0,72%	3	0,39%
PACMA	80	0,58%	0	0%	28	0,67%	381	0,76%	1	0,07%	1	0,13%
PIRATA.CAT	66	0,48%	0	0%	19	0,45%	272	0,54%	1	0,07%	0	0%
UPyD	62	0,45%	0	0%	23	0,55%	444	0,89%	0	0%	0	0%
FARTS.cat	41	0,30%	0	0%	15	0,36%	225	0,45%	0	0%	0	0%
VD	31	0,22%	0	0%	8	0,19%	130	0,26%	0	0%	1	0,13%
U.C.E.	9	0,06%	0	0%	4	0,09%	53	0,10%	1	0,07%	0	0%

## Municipis de Barcelona

	Santa Eulàlia de Ronçana		Santa Fe del Penedès		Santa Margarida de Montbui		Santa Margarida i els Monjos		Santa Maria de Besora		Santa Maria de Corcó	
Escrutat	100%		100%		100%		100%		100%		100%	
Total votants	3.706	69,96%	237	88,43%	4.535	64,12%	3.365	69,25%	114	83,82%	1.462	84,66%
Abstenció	1.591	30,04%	31	11,57%	2.538	35,88%	1.494	30,75%	22	16,18%	265	15,34%
Vots nuls	44	1,19%	2	0,84%	53	1,17%	27	0,80%	0	0%	3	0,21%
Vots en blanc	53	1,43%	2	0,84%	103	2,27%	52	1,55%	2	1,75%	7	0,48%
Vots a candidatures	3.609	97,38%	233	98,32%	4.379	96,56%	3.286	97,65%	112	98,25%	1.452	99,31%

### Candidatures

CiU	1.340	36,59%	124	52,76%	818	18,25%	936	28,04%	85	74,56%	806	55,24%
PSC	388	10,59%	3	1,27%	1.135	25,32%	628	18,81%	0	0%	24	1,64%
P.P.	378	10,32%	6	2,55%	664	14,81%	405	12,13%	0	0%	25	1,71%
ERC-Cat Si	633	17,28%	42	17,87%	432	9,63%	446	13,36%	16	14,03%	404	27,69%
ICV-EUiA	290	7,91%	15	6,38%	446	9,95%	282	8,44%	5	4,38%	62	4,24%
C's	293	8,00%	6	2,55%	346	7,71%	183	5,48%	4	3,50%	5	0,34%
CUP-ALTERNATIVA D'ESQUERRES	105	2,86%	23	9,78%	82	1,82%	145	4,34%	0	0%	65	4,45%
PxC	62	1,69%	4	1,70%	244	5,44%	91	2,72%	0	0%	4	0,27%
SI	40	1,09%	3	1,27%	30	0,66%	54	1,61%	1	0,87%	48	3,28%
Eb	15	0,40%	0	0%	41	0,91%	26	0,77%	1	0,87%	5	0,34%
PACMA	22	0,60%	2	0,85%	34	0,75%	29	0,86%	0	0%	2	0,13%
PIRATA.CAT	11	0,30%	2	0,85%	44	0,98%	16	0,47%	0	0%	2	0,13%
UPyD	11	0,30%	0	0%	31	0,69%	15	0,44%	0	0%	0	0%
FARTS.cat	13	0,35%	2	0,85%	14	0,31%	13	0,38%	0	0%	0	0%
VD	5	0,13%	1	0,42%	15	0,33%	15	0,44%	0	0%	0	0%
U.C.E.	3	0,08%	0	0%	3	0,06%	2	0,05%	0	0%	0	0%

	Santa Maria de Martorelles		Santa Maria de Merlès		Santa Maria de Miralles		Santa Maria de Palautordera		Santa Maria d'Oió		Santa Perpètua de Mogoda	
Escrutat	100%		100%		100%		100%		100%		100%	
Total votants	499	76,07%	98	71,01%	93	83,04%	4.873	75,94%	691	82,66%	11.974	66,84%
Abstenció	157	23,93%	40	28,99%	19	16,96%	1.544	24,06%	145	17,34%	5.941	33,16%
Vots nuls	1	0,20%	0	0%	0	0%	27	0,55%	3	0,43%	120	1,00%
Vots en blanc	9	1,80%	0	0%	1	1,08%	78	1,60%	6	0,87%	209	1,75%
Vots a candidatures	489	98,00%	98	100%	92	98,92%	4.768	97,85%	682	98,70%	11.645	97,25%

### Candidatures

CiU	186	37,34%	64	65,30%	57	61,29%	1.971	40,67%	333	48,40%	2.339	19,73%
PSC	32	6,42%	6	6,12%	1	1,07%	506	10,44%	13	1,88%	1.851	15,61%
P.P.	31	6,22%	0	0%	4	4,30%	461	9,51%	19	2,76%	1.630	13,75%
ERC-Cat Si	101	20,28%	16	16,32%	10	10,75%	784	16,17%	204	29,65%	1.115	9,40%
ICV-EUiA	59	11,84%	5	5,10%	12	12,90%	361	7,44%	17	2,47%	1.851	15,61%
C's	21	4,21%	0	0%	3	3,22%	183	3,77%	6	0,87%	1.431	12,07%
CUP-ALTERNATIVA D'ESQUERRES	19	3,81%	5	5,10%	2	2,15%	282	5,81%	66	9,59%	361	3,04%
PxC	10	2,00%	1	1,02%	0	0%	43	0,88%	4	0,58%	482	4,06%
SI	5	1,00%	1	1,02%	2	2,15%	87	1,79%	18	2,61%	71	0,59%
Eb	3	0,60%	0	0%	1	1,07%	20	0,41%	1	0,14%	80	0,67%
PACMA	9	1,80%	0	0%	0	0%	23	0,47%	0	0%	75	0,63%
PIRATA.CAT	5	1,00%	0	0%	0	0%	28	0,57%	1	0,14%	86	0,72%
UPyD	2	0,40%	0	0%	0	0%	5	0,10%	0	0%	76	0,64%
FARTS.cat	1	0,20%	0	0%	0	0%	8	0,16%	0	0%	151	1,27%
VD	5	1,00%	0	0%	0	0%	1	0,02%	0	0%	37	0,31%
U.C.E.	0	0%	0	0%	0	0%	5	0,10%	0	0%	9	0,07%

## Municipis de Barcelona

	Santa Susanna		Santpedor		Sentmenat		Seva		Sitges		Sobremunt	
<b>Escurtat</b>	<b>100%</b>		<b>100%</b>		<b>100%</b>		<b>100%</b>		<b>100%</b>		<b>100%</b>	
Total votants	1.617	70,49%	4.137	74,68%	4.349	68,81%	2.078	79,10%	12.312	69,48%	55	77,46%
Abstenció	677	29,51%	1.403	25,32%	1.971	31,19%	549	20,90%	5.407	30,52%	16	22,54%
Vots nuls	4	0,25%	29	0,70%	57	1,31%	9	0,43%	102	0,83%	0	0%
Vots en blanc	21	1,30%	53	1,28%	76	1,75%	13	0,63%	167	1,36%	0	0%
Vots a candidatures	1.592	98,45%	4.055	98,02%	4.216	96,94%	2.056	98,94%	12.043	97,81%	55	100%

### Candidatures

CiU	611	37,87%	1.846	44,93%	1.217	28,35%	1.175	56,79%	4.311	35,30%	28	50,90%
PSC	152	9,42%	323	7,86%	675	15,72%	69	3,33%	1.325	10,85%	0	0%
P.P.	255	15,80%	266	6,47%	340	7,92%	96	4,63%	1.858	15,21%	0	0%
ERC-Cat Si	191	11,84%	832	20,25%	659	15,35%	390	18,84%	1.525	12,48%	16	29,09%
ICV-EUiA	126	7,81%	246	5,98%	502	11,69%	80	3,86%	924	7,56%	3	5,45%
C's	112	6,94%	184	4,47%	327	7,61%	58	2,80%	1.000	8,19%	3	5,45%
CUP-ALTERNATIVA D'ESQUERRES	62	3,84%	158	3,84%	188	4,38%	98	4,73%	576	4,71%	3	5,45%
PxC	21	1,30%	70	1,70%	94	2,19%	19	0,91%	65	0,53%	0	0%
SI	24	1,48%	82	1,99%	65	1,51%	43	2,07%	114	0,93%	2	3,63%
Eb	7	0,43%	16	0,38%	25	0,58%	10	0,48%	128	1,04%	0	0%
PACMA	10	0,61%	8	0,19%	33	0,76%	8	0,38%	48	0,39%	0	0%
PIRATA.CAT	8	0,49%	9	0,21%	20	0,46%	4	0,19%	48	0,39%	0	0%
UPyD	6	0,37%	5	0,12%	9	0,20%	2	0,09%	52	0,42%	0	0%
FARTS.cat	5	0,30%	3	0,07%	9	0,20%	2	0,09%	40	0,32%	0	0%
VD	2	0,12%	6	0,14%	51	1,18%	2	0,09%	27	0,22%	0	0%
U.C.E.	0	0%	1	0,02%	2	0,04%	0	0%	2	0,01%	0	0%

	Sora		Subirats		Súria		Tagamanent		Talamanca		Taradell	
<b>Escurtat</b>	<b>100%</b>		<b>100%</b>		<b>100%</b>		<b>100%</b>		<b>100%</b>		<b>100%</b>	
Total votants	123	82,00%	1.805	78,58%	3.485	72,02%	185	76,76%	97	78,23%	3.761	80,97%
Abstenció	27	18,00%	492	21,42%	1.354	27,98%	56	23,24%	27	21,77%	884	19,03%
Vots nuls	0	0%	16	0,89%	47	1,35%	2	1,08%	1	1,03%	22	0,58%
Vots en blanc	2	1,63%	16	0,89%	55	1,58%	5	2,70%	0	0%	30	0,80%
Vots a candidatures	121	98,37%	1.773	98,22%	3.383	97,07%	178	96,22%	96	98,97%	3.709	98,62%

### Candidatures

CiU	83	67,47%	865	48,35%	1.076	31,29%	77	42,07%	51	53,12%	2.102	56,21%
PSC	2	1,62%	91	5,08%	704	20,47%	6	3,27%	3	3,12%	90	2,40%
P.P.	0	0%	108	6,03%	255	7,41%	8	4,37%	7	7,29%	119	3,18%
ERC-Cat Si	25	20,32%	317	17,71%	529	15,38%	43	23,49%	20	20,83%	847	22,65%
ICV-EUiA	3	2,43%	97	5,42%	301	8,75%	12	6,55%	4	4,16%	122	3,26%
C's	0	0%	38	2,12%	155	4,50%	5	2,73%	1	1,04%	43	1,15%
CUP-ALTERNATIVA D'ESQUERRES	5	4,06%	162	9,05%	102	2,96%	12	6,55%	3	3,12%	121	3,23%
PxC	2	1,62%	16	0,89%	139	4,04%	2	1,09%	1	1,04%	45	1,20%
SI	1	0,81%	53	2,96%	57	1,65%	10	5,46%	5	5,20%	191	5,10%
Eb	0	0%	5	0,27%	10	0,29%	1	0,54%	1	1,04%	5	0,13%
PACMA	0	0%	8	0,44%	18	0,52%	0	0%	0	0%	8	0,21%
PIRATA.CAT	0	0%	5	0,27%	9	0,26%	0	0%	0	0%	6	0,16%
UPyD	0	0%	1	0,05%	3	0,08%	0	0%	0	0%	3	0,08%
FARTS.cat	0	0%	2	0,11%	12	0,34%	1	0,54%	0	0%	2	0,05%
VD	0	0%	5	0,27%	12	0,34%	1	0,54%	0	0%	3	0,08%
U.C.E.	0	0%	0	0%	1	0,02%	0	0%	0	0%	2	0,05%



## Municipis de Barcelona

	Tavernòles		Tavertet		Teià		Terrassa		Tiana		Tona	
<b>Escurtat</b>	<b>100%</b>		<b>100%</b>		<b>100%</b>		<b>100%</b>		<b>100%</b>		<b>100%</b>	
Total votants	215	89,21%	88	80,00%	3.676	77,41%	105.001	69,94%	4.876	78,66%	4.396	74,43%
Abstenció	26	10,79%	22	20,00%	1.073	22,59%	45.122	30,06%	1.323	21,34%	1.510	25,57%
Vots nuls	0	0%	0	0%	18	0,49%	735	0,70%	30	0,62%	39	0,89%
Vots en blanc	1	0,47%	2	2,27%	27	0,73%	1.521	1,45%	64	1,31%	56	1,27%
Vots a candidatures	214	99,53%	86	97,73%	3.631	98,78%	102.745	97,85%	4.782	98,07%	4.301	97,84%

### Candidatures

CiU	127	59,06%	51	57,95%	1.754	47,94%	25.814	24,75%	2.011	41,49%	2.277	52,26%
PSC	8	3,72%	4	4,54%	209	5,71%	24.528	23,52%	417	8,60%	276	6,33%
P.P.	3	1,39%	3	3,40%	328	8,96%	11.027	10,57%	464	9,57%	232	5,32%
ERC-Cat Si	61	28,37%	13	14,77%	559	15,28%	11.649	11,17%	842	17,37%	835	19,16%
ICV-EUiA	4	1,86%	7	7,95%	288	7,87%	10.778	10,33%	464	9,57%	176	4,03%
C's	3	1,39%	0	0%	183	5,00%	9.624	9,23%	228	4,70%	94	2,15%
CUP-ALTERNATIVA D'ESQUERRES	5	2,32%	6	6,81%	168	4,59%	2.311	2,21%	169	3,48%	149	3,41%
PxC	0	0%	0	0%	14	0,38%	2.870	2,75%	24	0,49%	94	2,15%
SI	2	0,93%	2	2,27%	43	1,17%	1.114	1,06%	68	1,40%	125	2,86%
Eb	1	0,46%	0	0%	30	0,82%	827	0,79%	28	0,57%	14	0,32%
PACMA	0	0%	0	0%	19	0,51%	597	0,57%	18	0,37%	12	0,27%
PIRATA.CAT	0	0%	0	0%	14	0,38%	640	0,61%	26	0,53%	7	0,16%
UPyD	0	0%	0	0%	7	0,19%	330	0,31%	4	0,08%	1	0,02%
FARTS.cat	0	0%	0	0%	9	0,24%	299	0,28%	9	0,18%	7	0,16%
VD	0	0%	0	0%	6	0,16%	227	0,21%	10	0,20%	2	0,04%
U.C.E.	0	0%	0	0%	0	0%	110	0,10%	0	0%	0	0%

	Tordera		Torelló		Torre de Claramunt, la		Torrelavit		Torrelles de Foix		Torrelles de Llobregat	
<b>Escurtat</b>	<b>100%</b>		<b>100%</b>		<b>100%</b>		<b>100%</b>		<b>100%</b>		<b>100%</b>	
Total votants	7.466	61,85%	7.625	74,86%	1.910	65,79%	825	78,65%	1.020	59,48%	3.050	73,18%
Abstenció	4.606	38,15%	2.560	25,14%	993	34,21%	224	21,35%	695	40,52%	1.118	26,82%
Vots nuls	94	1,26%	47	0,62%	26	1,36%	10	1,21%	20	1,96%	5	0,16%
Vots en blanc	109	1,46%	84	1,10%	33	1,73%	9	1,09%	12	1,18%	45	1,48%
Vots a candidatures	7.263	97,28%	7.494	98,28%	1.851	96,91%	806	97,70%	988	96,86%	3.000	98,36%

### Candidatures

CiU	2.726	36,97%	3.469	45,77%	582	30,89%	417	51,16%	312	31,20%	1.017	33,39%
PSC	1.034	14,02%	622	8,20%	323	17,14%	45	5,52%	167	16,70%	241	7,91%
P.P.	803	10,89%	360	4,75%	255	13,53%	31	3,80%	114	11,40%	226	7,42%
ERC-Cat Si	1.091	14,79%	1.623	21,41%	202	10,72%	190	23,31%	170	17,00%	708	23,25%
ICV-EUiA	586	7,94%	366	4,82%	167	8,86%	56	6,87%	82	8,20%	295	9,68%
C's	402	5,45%	189	2,49%	129	6,84%	12	1,47%	35	3,50%	222	7,29%
CUP-ALTERNATIVA D'ESQUERRES	139	1,88%	320	4,22%	57	3,02%	26	3,19%	50	5,00%	125	4,10%
PxC	149	2,02%	210	2,77%	65	3,45%	8	0,98%	24	2,40%	32	1,05%
SI	146	1,98%	228	3,00%	24	1,27%	13	1,59%	14	1,40%	49	1,60%
Eb	38	0,51%	29	0,38%	6	0,31%	4	0,49%	3	0,30%	17	0,55%
PACMA	55	0,74%	24	0,31%	19	1,00%	2	0,24%	3	0,30%	27	0,88%
PIRATA.CAT	35	0,47%	14	0,18%	4	0,21%	1	0,12%	2	0,20%	15	0,49%
UPyD	21	0,28%	9	0,11%	7	0,37%	0	0%	3	0,30%	6	0,19%
FARTS.cat	20	0,27%	11	0,14%	5	0,26%	0	0%	3	0,30%	13	0,42%
VD	16	0,21%	14	0,18%	4	0,21%	1	0,12%	5	0,50%	4	0,13%
U.C.E.	2	0,02%	6	0,07%	2	0,10%	0	0%	1	0,10%	3	0,09%



## Municipis de Barcelona

	Ullastrell		Vacarisses		Vallbona d'Anoia		Vallcebre		Vallgorguina		Vallirana	
Escurtat	<b>100%</b>		<b>100%</b>		<b>100%</b>		<b>100%</b>		<b>100%</b>		<b>100%</b>	
Total votants	1.165	79,14%	3.081	68,94%	832	75,91%	186	78,48%	1.365	72,03%	6.964	65,35%
Abstenció	307	20,86%	1.388	31,06%	264	24,09%	51	21,52%	530	27,97%	3.692	34,65%
Vots nuls	9	0,77%	19	0,62%	16	1,92%	1	0,54%	11	0,81%	85	1,22%
Vots en blanc	13	1,12%	65	2,11%	12	1,44%	3	1,61%	11	0,81%	117	1,68%
Vots a candidatures	1.143	98,11%	2.997	97,27%	804	96,64%	182	97,85%	1.343	98,38%	6.762	97,10%

### Candidatures

CiU	491	42,47%	841	27,46%	283	34,68%	113	61,08%	592	43,72%	1.809	26,29%
PSC	91	7,87%	490	16,00%	109	13,35%	10	5,40%	61	4,50%	1.037	15,07%
P.P.	66	5,70%	337	11,00%	69	8,45%	4	2,16%	95	7,01%	946	13,75%
ERC-Cat Si	290	25,08%	481	15,70%	145	17,76%	36	19,45%	286	21,12%	932	13,54%
ICV-EUiA	69	5,96%	297	9,69%	56	6,86%	5	2,70%	103	7,60%	713	10,36%
C's	43	3,71%	268	8,75%	32	3,92%	3	1,62%	63	4,65%	758	11,01%
CUP-ALTERNATIVA D'ESQUERRES	47	4,06%	77	2,51%	52	6,37%	6	3,24%	76	5,61%	161	2,34%
PxC	18	1,55%	78	2,54%	15	1,83%	0	0%	15	1,10%	118	1,71%
SI	8	0,69%	34	1,11%	20	2,45%	3	1,62%	19	1,40%	55	0,79%
Eb	5	0,43%	20	0,65%	6	0,73%	1	0,54%	8	0,59%	53	0,77%
PACMA	4	0,34%	30	0,97%	7	0,85%	0	0%	15	1,10%	42	0,61%
PIRATA.CAT	6	0,51%	15	0,48%	5	0,61%	1	0,54%	3	0,22%	32	0,46%
UPyD	4	0,34%	7	0,22%	0	0%	0	0%	3	0,22%	42	0,61%
FARTS.cat	1	0,08%	12	0,39%	2	0,24%	0	0%	2	0,14%	34	0,49%
VD	0	0%	10	0,32%	3	0,36%	0	0%	2	0,14%	21	0,30%
U.C.E.	0	0%	0	0%	0	0%	0	0%	0	0%	9	0,13%

	Vallromanes		Veciana		Vic		Vilada		Viladecans		Viladecavalls	
Escurtat	<b>100%</b>		<b>100%</b>		<b>100%</b>		<b>100%</b>		<b>100%</b>		<b>100%</b>	
Total votants	1.331	77,20%	97	70,80%	19.376	76,21%	317	74,07%	31.945	67,06%	4.147	73,26%
Abstenció	393	22,80%	40	29,20%	6.047	23,79%	111	25,93%	15.688	32,94%	1.514	26,74%
Vots nuls	6	0,45%	0	0%	86	0,44%	1	0,32%	344	1,08%	30	0,72%
Vots en blanc	28	2,10%	1	1,03%	172	0,89%	0	0%	657	2,06%	63	1,52%
Vots a candidatures	1.297	97,45%	96	98,97%	19.118	98,67%	316	99,68%	30.944	96,86%	4.054	97,76%

### Candidatures

CiU	652	49,20%	68	70,10%	9.513	49,31%	159	50,31%	4.411	13,95%	1.163	28,24%
PSC	55	4,15%	1	1,03%	1.115	5,78%	13	4,11%	7.976	25,23%	651	15,81%
P.P.	160	12,07%	4	4,12%	1.183	6,13%	12	3,79%	4.709	14,90%	457	11,10%
ERC-Cat Si	194	14,64%	13	13,40%	3.808	19,74%	66	20,88%	2.237	7,07%	549	13,33%
ICV-EUiA	82	6,18%	3	3,09%	905	4,69%	15	4,74%	4.188	13,25%	434	10,54%
C's	70	5,28%	0	0%	486	2,51%	2	0,63%	4.312	13,64%	418	10,15%
CUP-ALTERNATIVA D'ESQUERRES	35	2,64%	3	3,09%	696	3,60%	19	6,01%	527	1,66%	96	2,33%
PxC	6	0,45%	0	0%	524	2,71%	1	0,31%	949	3,00%	106	2,57%
SI	27	2,03%	0	0%	640	3,31%	28	8,86%	206	0,65%	53	1,28%
Eb	5	0,37%	2	2,06%	90	0,46%	0	0%	332	1,05%	29	0,70%
PACMA	7	0,52%	0	0%	62	0,32%	1	0,31%	245	0,77%	21	0,51%
PIRATA.CAT	2	0,15%	0	0%	38	0,19%	0	0%	173	0,54%	35	0,85%
UPyD	2	0,15%	0	0%	17	0,08%	0	0%	357	1,12%	22	0,53%
FARTS.cat	0	0%	0	0%	24	0,12%	0	0%	189	0,59%	13	0,31%
VD	0	0%	1	1,03%	16	0,08%	0	0%	95	0,30%	6	0,14%
U.C.E.	0	0%	1	1,03%	1	0%	0	0%	38	0,12%	1	0,02%

## Municipis de Barcelona

	Vilafranca del Penedès		Vilalba Sasserra		Vilanova de Sau		Vilanova del Camí		Vilanova del Vallès		Vilanova i la Geltrú	
Escurtat	100%		100%		100%		100%		100%		100%	
Total votants	19.163	72,23%	347	67,38%	230	79,31%	5.875	63,73%	2.605	71,80%	32.479	68,65%
Abstenció	7.369	27,77%	168	32,62%	60	20,69%	3.344	36,27%	1.023	28,20%	14.833	31,35%
Vots nuls	181	0,94%	3	0,86%	1	0,43%	65	1,11%	21	0,81%	272	0,84%
Vots en blanc	237	1,24%	3	0,86%	2	0,87%	156	2,66%	37	1,42%	443	1,36%
Vots a candidatures	18.745	97,82%	341	98,28%	227	98,70%	5.654	96,23%	2.547	97,77%	31.764	97,80%

### Candidatures

CiU	6.944	36,58%	153	44,47%	109	47,59%	974	16,76%	1.024	39,62%	9.037	28,05%
PSC	2.257	11,89%	16	4,65%	15	6,55%	1.288	22,16%	264	10,21%	5.198	16,13%
P.P.	1.810	9,53%	36	10,46%	13	5,67%	926	15,93%	290	11,22%	3.569	11,08%
ERC-Cat Sí	3.130	16,48%	60	17,44%	53	23,14%	567	9,75%	318	12,30%	4.189	13,00%
ICV-EUIA	1.623	8,55%	35	10,17%	15	6,55%	589	10,13%	232	8,97%	3.363	10,44%
C's	784	4,13%	16	4,65%	2	0,87%	593	10,20%	205	7,93%	2.368	7,35%
CUP-ALTERNATIVA D'ESQUERRES	1.187	6,25%	11	3,19%	12	5,24%	122	2,09%	76	2,94%	2.345	7,28%
PxC	318	1,67%	4	1,16%	1	0,43%	334	5,74%	28	1,08%	420	1,30%
SI	320	1,68%	3	0,87%	5	2,18%	44	0,75%	35	1,35%	420	1,30%
Eb	87	0,45%	1	0,29%	2	0,87%	40	0,68%	24	0,92%	223	0,69%
PACMA	80	0,42%	3	0,87%	0	0%	57	0,98%	16	0,61%	183	0,56%
PIRATA.CAT	74	0,38%	0	0%	0	0%	38	0,65%	10	0,38%	128	0,39%
UPyD	27	0,14%	0	0%	0	0%	25	0,43%	12	0,46%	134	0,41%
FARTS.cat	53	0,27%	3	0,87%	0	0%	18	0,30%	7	0,27%	86	0,26%
VD	39	0,20%	0	0%	0	0%	31	0,53%	4	0,15%	73	0,22%
U.C.E.	12	0,06%	0	0%	0	0%	8	0,13%	2	0,07%	28	0,08%

	Vilassar de Dalt		Vilassar de Mar		Vilobí del Penedès		Viver i Serrateix	
Escurtat	100%		100%		100%		100%	
Total votants	5.098	75,08%	11.322	76,80%	640	78,05%	116	79,45%
Abstenció	1.692	24,92%	3.421	23,20%	180	21,95%	30	20,55%
Vots nuls	33	0,65%	75	0,66%	7	1,09%	0	0%
Vots en blanc	75	1,47%	121	1,07%	9	1,41%	0	0%
Vots a candidatures	4.990	97,88%	11.126	98,27%	624	97,50%	116	100%

### Candidatures

CiU	2.176	42,96%	4.739	42,13%	302	47,70%	95	81,89%
PSC	364	7,18%	820	7,29%	42	6,63%	3	2,58%
P.P.	514	10,14%	1.155	10,26%	21	3,31%	3	2,58%
ERC-Cat Sí	877	17,31%	1.635	14,53%	146	23,06%	6	5,17%
ICV-EUIA	383	7,56%	1.057	9,39%	30	4,73%	1	0,86%
C's	227	4,48%	694	6,17%	17	2,68%	0	0%
CUP-ALTERNATIVA D'ESQUERRES	195	3,84%	472	4,19%	43	6,79%	5	4,31%
PxC	54	1,06%	76	0,67%	10	1,57%	2	1,72%
SI	102	2,01%	207	1,84%	9	1,42%	0	0%
Eb	25	0,49%	75	0,66%	1	0,15%	1	0,86%
PACMA	16	0,31%	62	0,55%	1	0,15%	0	0%
PIRATA.CAT	21	0,41%	43	0,38%	0	0%	0	0%
UPyD	10	0,19%	31	0,27%	0	0%	0	0%
FARTS.cat	15	0,29%	42	0,37%	0	0%	0	0%
VD	8	0,15%	15	0,13%	2	0,31%	0	0%
U.C.E.	3	0,05%	3	0,02%	0	0%	0	0%

## Municipis de Girona

	Residents absents		Agullana		Aiguaviva		Albanyà		Albons		Alp	
Escurtat	<b>100%</b>		<b>100%</b>		<b>100%</b>		<b>100%</b>		<b>100%</b>		<b>100%</b>	
Total votants	939	7,96%	449	78,36%	485	84,64%	83	76,15%	389	76,27%	886	73,96%
Abstenció	10.853	92,04%	124	21,64%	88	15,36%	26	23,85%	121	23,73%	312	26,04%
Vots nuls	0	0%	7	1,56%	3	0,62%	0	0%	5	1,29%	11	1,24%
Vots en blanc	5	0,53%	10	2,23%	6	1,24%	0	0%	4	1,03%	11	1,24%
Vots a candidatures	934	99,47%	432	96,21%	476	98,14%	83	100%	380	97,68%	864	97,52%

### Candidatures

CiU	389	41,42%	208	47,05%	257	53,31%	41	49,39%	187	48,69%	469	53,60%
Esquerra-Cat Sí	178	18,95%	118	26,69%	97	20,12%	23	27,71%	74	19,27%	171	19,54%
PSC	103	10,96%	20	4,52%	22	4,56%	8	9,63%	26	6,77%	36	4,11%
P.P.	88	9,37%	15	3,39%	36	7,46%	1	1,20%	15	3,90%	62	7,08%
ICV-EUiA	65	6,92%	19	4,29%	13	2,69%	4	4,81%	32	8,33%	34	3,88%
CUP-Alternativa d'Esquerres	24	2,55%	31	7,01%	23	4,77%	2	2,40%	23	5,98%	27	3,08%
C's	20	2,12%	9	2,03%	10	2,07%	0	0%	6	1,56%	22	2,51%
SI	30	3,19%	2	0,45%	8	1,65%	3	3,61%	6	1,56%	14	1,60%
PxC	0	0%	1	0,22%	5	1,03%	0	0%	4	1,04%	4	0,45%
Eb	3	0,31%	3	0,67%	2	0,41%	0	0%	1	0,26%	10	1,14%
PACMA	8	0,85%	1	0,22%	1	0,20%	0	0%	1	0,26%	5	0,57%
PIRATA.CAT	5	0,53%	3	0,67%	2	0,41%	0	0%	5	1,30%	3	0,34%
FARTS.cat	2	0,21%	1	0,22%	0	0%	0	0%	0	0%	3	0,34%
UPyD	9	0,95%	1	0,22%	0	0%	0	0%	0	0%	0	0%
PRE-IR	8	0,85%	0	0%	0	0%	1	1,20%	0	0%	4	0,45%
U.C.E.	2	0,21%	0	0%	0	0%	0	0%	0	0%	0	0%

	Amer		Anglès		Arbúcies		Argelaguer		Armentera, l'		Avinyonet de Puigventós	
Escurtat	<b>100%</b>		<b>100%</b>		<b>100%</b>		<b>100%</b>		<b>100%</b>		<b>100%</b>	
Total votants	1.399	79,04%	2.706	73,04%	3.104	76,49%	274	81,79%	515	84,01%	753	67,72%
Abstenció	371	20,96%	999	26,96%	954	23,51%	61	18,21%	98	15,99%	359	32,28%
Vots nuls	6	0,43%	25	0,92%	33	1,06%	2	0,73%	1	0,19%	4	0,53%
Vots en blanc	15	1,07%	12	0,44%	15	0,48%	6	2,19%	3	0,58%	10	1,33%
Vots a candidatures	1.378	98,50%	2.669	98,64%	3.056	98,46%	266	97,08%	511	99,23%	739	98,14%

### Candidatures

CiU	732	52,54%	1.346	50,20%	1.569	51,09%	129	47,42%	257	50,00%	306	40,85%
Esquerra-Cat Sí	368	26,41%	573	21,37%	632	20,57%	51	18,75%	137	26,65%	139	18,55%
PSC	50	3,58%	180	6,71%	124	4,03%	13	4,77%	23	4,47%	59	7,87%
P.P.	85	6,10%	132	4,92%	124	4,03%	2	0,73%	26	5,05%	102	13,61%
ICV-EUiA	44	3,15%	148	5,52%	135	4,39%	18	6,61%	21	4,08%	31	4,13%
CUP-Alternativa d'Esquerres	38	2,72%	94	3,50%	200	6,51%	39	14,33%	35	6,80%	35	4,67%
C's	7	0,50%	45	1,67%	37	1,20%	4	1,47%	1	0,19%	33	4,40%
SI	30	2,15%	73	2,72%	172	5,60%	6	2,20%	5	0,97%	9	1,20%
PxC	12	0,86%	44	1,64%	28	0,91%	0	0%	1	0,19%	11	1,46%
Eb	5	0,35%	13	0,48%	9	0,29%	0	0%	1	0,19%	7	0,93%
PACMA	1	0,07%	8	0,29%	2	0,06%	0	0%	0	0%	1	0,13%
PIRATA.CAT	4	0,28%	6	0,22%	9	0,29%	1	0,36%	0	0%	1	0,13%
FARTS.cat	0	0%	0	0%	5	0,16%	0	0%	1	0,19%	3	0,40%
UPyD	0	0%	2	0,07%	1	0,03%	3	1,10%	0	0%	2	0,26%
PRE-IR	1	0,07%	3	0,11%	7	0,22%	0	0%	3	0,58%	0	0%
U.C.E.	1	0,07%	2	0,07%	2	0,06%	0	0%	0	0%	0	0%

## Municipis de Girona

	Banyoles		Bàscara		Begur		Bellcaire d'Empordà		Besalú		Bescanó	
Escurtat	100%		100%		100%		100%		100%		100%	
Total votants	9.324	75,97%	555	77,19%	2.007	71,83%	387	82,87%	1.444	80,31%	2.802	78,62%
Abstenció	2.950	24,03%	164	22,81%	787	28,17%	80	17,13%	354	19,69%	762	21,38%
Vots nuls	52	0,56%	3	0,54%	34	1,69%	1	0,26%	17	1,18%	19	0,68%
Vots en blanc	82	0,88%	6	1,08%	33	1,64%	3	0,78%	20	1,39%	28	1,00%
Vots a candidatures	9.190	98,56%	546	98,38%	1.940	96,67%	383	98,96%	1.407	97,43%	2.755	98,32%

### Candidatures

CiU	4.779	51,54%	302	54,71%	819	41,51%	210	54,40%	826	57,88%	1.443	51,85%
Esquerra-Cat Sí	2.078	22,41%	89	16,12%	245	12,41%	76	19,68%	280	19,62%	653	23,46%
PSC	412	4,44%	34	6,15%	274	13,88%	32	8,29%	87	6,09%	131	4,70%
P.P.	505	5,44%	37	6,70%	214	10,84%	7	1,81%	42	2,94%	100	3,59%
ICV-EUiA	386	4,16%	21	3,80%	147	7,45%	22	5,69%	61	4,27%	132	4,74%
CUP-Alternativa d'Esquerres	579	6,24%	29	5,25%	54	2,73%	24	6,21%	52	3,64%	136	4,88%
C's	104	1,12%	8	1,44%	80	4,05%	7	1,81%	18	1,26%	51	1,83%
SI	178	1,91%	15	2,71%	31	1,57%	2	0,51%	24	1,68%	56	2,01%
PxC	45	0,48%	5	0,90%	18	0,91%	1	0,25%	3	0,21%	15	0,53%
Eb	43	0,46%	0	0%	15	0,76%	0	0%	3	0,21%	9	0,32%
PACMA	29	0,31%	0	0%	16	0,81%	1	0,25%	2	0,14%	10	0,35%
PIRATA.CAT	27	0,29%	3	0,54%	12	0,60%	0	0%	3	0,21%	7	0,25%
FARTS.cat	9	0,09%	2	0,36%	4	0,20%	0	0%	2	0,14%	5	0,17%
UPyD	3	0,03%	0	0%	5	0,25%	0	0%	1	0,07%	2	0,07%
PRE-IR	9	0,09%	0	0%	4	0,20%	0	0%	1	0,07%	5	0,17%
U.C.E.	4	0,04%	1	0,18%	2	0,10%	1	0,25%	2	0,14%	0	0%

	Beuda		Bisbal d'Empordà, la		Biure		Blanes		Boadella i les Escaules		Bolvir	
Escurtat	100%		100%		100%		100%		100%		100%	
Total votants	98	82,35%	4.755	69,82%	126	68,85%	17.561	64,88%	149	79,26%	227	75,42%
Abstenció	21	17,65%	2.055	30,18%	57	31,15%	9.505	35,12%	39	20,74%	74	24,58%
Vots nuls	0	0%	34	0,72%	0	0%	187	1,06%	0	0%	2	0,88%
Vots en blanc	1	1,02%	53	1,11%	4	3,17%	306	1,74%	2	1,34%	1	0,44%
Vots a candidatures	97	98,98%	4.668	98,17%	122	96,83%	17.068	97,20%	147	98,66%	224	98,68%

### Candidatures

CiU	45	45,91%	1.871	39,63%	49	38,88%	4.703	27,06%	69	46,30%	139	61,77%
Esquerra-Cat Sí	14	14,28%	1.041	22,05%	31	24,60%	1.912	11,00%	34	22,81%	37	16,44%
PSC	8	8,16%	499	10,56%	7	5,55%	3.243	18,66%	8	5,36%	6	2,66%
P.P.	1	1,02%	280	5,93%	11	8,73%	2.604	14,98%	11	7,38%	21	9,33%
ICV-EUiA	9	9,18%	332	7,03%	12	9,52%	2.173	12,50%	18	12,08%	3	1,33%
CUP-Alternativa d'Esquerres	8	8,16%	350	7,41%	6	4,76%	419	2,41%	5	3,35%	5	2,22%
C's	5	5,10%	77	1,63%	0	0%	1.167	6,71%	1	0,67%	4	1,77%
SI	3	3,06%	92	1,94%	2	1,58%	228	1,31%	0	0%	8	3,55%
PxC	0	0%	48	1,01%	3	2,38%	168	0,96%	0	0%	0	0%
Eb	2	2,04%	24	0,50%	0	0%	111	0,63%	0	0%	1	0,44%
PACMA	1	1,02%	11	0,23%	0	0%	109	0,62%	0	0%	0	0%
PIRATA.CAT	1	1,02%	10	0,21%	1	0,79%	66	0,37%	0	0%	0	0%
FARTS.cat	0	0%	11	0,23%	0	0%	59	0,33%	0	0%	0	0%
UPyD	0	0%	6	0,12%	0	0%	60	0,34%	0	0%	0	0%
PRE-IR	0	0%	13	0,27%	0	0%	32	0,18%	1	0,67%	0	0%
U.C.E.	0	0%	3	0,06%	0	0%	14	0,08%	0	0%	0	0%

## Municipis de Girona

	Bordils		Borrassà		Breda		Brunyola		Cabanelles		Cabanes	
<b>Escurtat</b>	<b>100%</b>		<b>100%</b>		<b>100%</b>		<b>100%</b>		<b>100%</b>		<b>100%</b>	
Total votants	939	82,15%	419	78,76%	2.230	77,62%	238	75,56%	123	70,29%	420	67,74%
Abstenció	204	17,85%	113	21,24%	643	22,38%	77	24,44%	52	29,71%	200	32,26%
Vots nuls	11	1,17%	1	0,24%	20	0,90%	0	0%	0	0%	3	0,71%
Vots en blanc	16	1,70%	5	1,19%	19	0,85%	0	0%	2	1,63%	5	1,19%
Vots a candidatures	912	97,13%	413	98,57%	2.191	98,25%	238	100%	121	98,37%	412	98,10%

### Candidatures

CiU	462	49,78%	277	66,26%	999	45,20%	154	64,70%	66	53,65%	197	47,24%
Esquerra-Cat Sí	176	18,96%	64	15,31%	513	23,21%	40	16,80%	31	25,20%	56	13,42%
PSC	37	3,98%	12	2,87%	172	7,78%	7	2,94%	1	0,81%	29	6,95%
P.P.	47	5,06%	22	5,26%	139	6,28%	5	2,10%	9	7,31%	60	14,38%
ICV-EUiA	44	4,74%	7	1,67%	109	4,93%	11	4,62%	2	1,62%	24	5,75%
CUP-Alternativa d'Esquerres	97	10,45%	14	3,34%	141	6,38%	15	6,30%	9	7,31%	19	4,55%
C's	12	1,29%	7	1,67%	51	2,30%	2	0,84%	0	0%	9	2,15%
SI	23	2,47%	8	1,91%	24	1,08%	3	1,26%	0	0%	12	2,87%
PxC	9	0,96%	0	0%	15	0,67%	0	0%	0	0%	1	0,23%
Eb	1	0,10%	0	0%	11	0,49%	0	0%	1	0,81%	2	0,47%
PACMA	0	0%	0	0%	8	0,36%	1	0,42%	2	1,62%	0	0%
PIRATA.CAT	3	0,32%	1	0,23%	2	0,09%	0	0%	0	0%	0	0%
FARTS.cat	0	0%	1	0,23%	4	0,18%	0	0%	0	0%	1	0,23%
UPyD	0	0%	0	0%	1	0,04%	0	0%	0	0%	1	0,23%
PRE-IR	1	0,10%	0	0%	1	0,04%	0	0%	0	0%	1	0,23%
U.C.E.	0	0%	0	0%	1	0,04%	0	0%	0	0%	0	0%

	Cadaqués		Caldes de Malavella		Calonge		Camós		Campdevàno		Campelles	
<b>Escurtat</b>	<b>100%</b>		<b>100%</b>		<b>100%</b>		<b>100%</b>		<b>100%</b>		<b>100%</b>	
Total votants	1.122	69,05%	3.448	66,50%	4.512	66,83%	458	83,27%	2.114	75,66%	84	77,06%
Abstenció	503	30,95%	1.737	33,50%	2.239	33,17%	92	16,73%	680	24,34%	25	22,94%
Vots nuls	11	0,98%	16	0,46%	31	0,69%	3	0,66%	16	0,76%	0	0%
Vots en blanc	5	0,45%	39	1,13%	48	1,06%	3	0,66%	23	1,09%	2	2,38%
Vots a candidatures	1.106	98,57%	3.393	98,41%	4.433	98,25%	452	98,68%	2.075	98,15%	82	97,62%

### Candidatures

CiU	527	47,43%	1.415	41,22%	1.881	41,97%	254	55,82%	900	42,89%	66	78,57%
Esquerra-Cat Sí	273	24,57%	592	17,24%	844	18,83%	105	23,07%	445	21,21%	9	10,71%
PSC	97	8,73%	355	10,34%	454	10,13%	11	2,41%	195	9,29%	0	0%
P.P.	53	4,77%	344	10,02%	468	10,44%	23	5,05%	135	6,43%	0	0%
ICV-EUiA	59	5,31%	230	6,70%	301	6,71%	15	3,29%	158	7,53%	1	1,19%
CUP-Alternativa d'Esquerres	34	3,06%	115	3,35%	102	2,27%	15	3,29%	88	4,19%	4	4,76%
C's	15	1,35%	181	5,27%	185	4,12%	7	1,53%	62	2,95%	0	0%
SI	25	2,25%	44	1,28%	75	1,67%	16	3,51%	33	1,57%	1	1,19%
PxC	1	0,09%	25	0,72%	34	0,75%	5	1,09%	22	1,04%	1	1,19%
Eb	9	0,81%	25	0,72%	30	0,66%	0	0%	9	0,42%	0	0%
PACMA	3	0,27%	22	0,64%	18	0,40%	0	0%	8	0,38%	0	0%
PIRATA.CAT	5	0,45%	13	0,37%	8	0,17%	0	0%	7	0,33%	0	0%
FARTS.cat	3	0,27%	12	0,34%	9	0,20%	1	0,21%	5	0,23%	0	0%
UPyD	2	0,18%	9	0,26%	13	0,29%	0	0%	3	0,14%	0	0%
PRE-IR	0	0%	9	0,26%	6	0,13%	0	0%	5	0,23%	0	0%
U.C.E.	0	0%	2	0,05%	5	0,11%	0	0%	0	0%	0	0%

## Municipis de Girona

	Camplong		Camprodon		Canet d'Adri		Cantallops		Capmany		Cassà de la Selva	
Escurtat	<b>100%</b>		<b>100%</b>		<b>100%</b>		<b>100%</b>		<b>100%</b>		<b>100%</b>	
Total votants	290	81,69%	1.452	77,19%	398	79,28%	171	76,00%	308	74,22%	5.088	76,10%
Abstenció	65	18,31%	429	22,81%	104	20,72%	54	24,00%	107	25,78%	1.598	23,90%
Vots nuls	0	0%	15	1,03%	1	0,25%	1	0,58%	0	0%	34	0,67%
Vots en blanc	6	2,07%	20	1,38%	3	0,75%	2	1,17%	4	1,30%	51	1,00%
Vots a candidatures	284	97,93%	1.417	97,59%	394	99,00%	168	98,25%	304	98,70%	5.003	98,33%

### Candidatures

CiU	185	63,79%	733	51,00%	240	60,45%	74	43,52%	168	54,54%	2.483	49,12%
Esquerra-Cat Sí	54	18,62%	253	17,60%	62	15,61%	55	32,35%	53	17,20%	1.052	20,81%
PSC	5	1,72%	127	8,83%	7	1,76%	12	7,05%	21	6,81%	377	7,45%
P.P.	7	2,41%	86	5,98%	12	3,02%	6	3,52%	17	5,51%	289	5,71%
ICV-EUiA	6	2,06%	83	5,77%	23	5,79%	6	3,52%	17	5,51%	208	4,11%
CUP-Alternativa d'Esquerres	10	3,44%	68	4,73%	29	7,30%	7	4,11%	8	2,59%	170	3,36%
C's	3	1,03%	28	1,94%	6	1,51%	3	1,76%	2	0,64%	130	2,57%
SI	11	3,79%	14	0,97%	7	1,76%	4	2,35%	7	2,27%	171	3,38%
PxC	0	0%	10	0,69%	2	0,50%	1	0,58%	6	1,94%	49	0,96%
Eb	1	0,34%	1	0,06%	1	0,25%	0	0%	4	1,29%	31	0,61%
PACMA	1	0,34%	5	0,34%	1	0,25%	0	0%	1	0,32%	19	0,37%
PIRATA.CAT	0	0%	2	0,13%	1	0,25%	0	0%	0	0%	6	0,11%
FARTS.cat	1	0,34%	0	0%	0	0%	0	0%	0	0%	6	0,11%
UPyD	0	0%	5	0,34%	3	0,75%	0	0%	0	0%	5	0,09%
PRE-IR	0	0%	2	0,13%	0	0%	0	0%	0	0%	6	0,11%
U.C.E.	0	0%	0	0%	0	0%	0	0%	0	0%	1	0,01%

	Castellfollit de la Roca		Castelló d'Empúries		Castell-Platja d'Aro		Cellera de Ter, la		Celrà		Cervià de Ter	
Escurtat	<b>100%</b>		<b>100%</b>		<b>100%</b>		<b>100%</b>		<b>100%</b>		<b>100%</b>	
Total votants	569	76,68%	2.995	62,62%	4.108	65,97%	1.243	81,83%	2.322	75,22%	550	84,75%
Abstenció	173	23,32%	1.788	37,38%	2.119	34,03%	276	18,17%	765	24,78%	99	15,25%
Vots nuls	8	1,41%	19	0,63%	30	0,73%	11	0,88%	23	0,99%	5	0,91%
Vots en blanc	10	1,76%	43	1,44%	37	0,90%	9	0,72%	23	0,99%	8	1,45%
Vots a candidatures	551	96,83%	2.933	97,93%	4.041	98,37%	1.223	98,40%	2.276	98,02%	537	97,64%

### Candidatures

CiU	268	47,77%	1.142	38,37%	1.745	42,79%	650	52,75%	843	36,66%	261	47,88%
Esquerra-Cat Sí	139	24,77%	453	15,22%	486	11,91%	343	27,84%	487	21,18%	136	24,95%
PSC	38	6,77%	269	9,03%	548	13,43%	43	3,49%	198	8,61%	19	3,48%
P.P.	31	5,52%	529	17,77%	566	13,87%	26	2,11%	131	5,69%	26	4,77%
ICV-EUiA	24	4,27%	136	4,56%	275	6,74%	48	3,89%	131	5,69%	28	5,13%
CUP-Alternativa d'Esquerres	21	3,74%	136	4,56%	43	1,05%	41	3,32%	311	13,52%	38	6,97%
C's	4	0,71%	110	3,69%	185	4,53%	10	0,81%	84	3,65%	7	1,28%
SI	13	2,31%	50	1,68%	64	1,56%	35	2,84%	33	1,43%	16	2,93%
PxC	2	0,35%	44	1,47%	34	0,83%	12	0,97%	20	0,86%	2	0,36%
Eb	8	1,42%	17	0,57%	25	0,61%	2	0,16%	14	0,60%	0	0%
PACMA	0	0%	16	0,53%	28	0,68%	2	0,16%	7	0,30%	2	0,36%
PIRATA.CAT	0	0%	12	0,40%	14	0,34%	4	0,32%	8	0,34%	2	0,36%
FARTS.cat	0	0%	7	0,23%	13	0,31%	0	0%	1	0,04%	0	0%
UPyD	0	0%	5	0,16%	10	0,24%	3	0,24%	2	0,08%	0	0%
PRE-IR	3	0,53%	4	0,13%	4	0,09%	4	0,32%	4	0,17%	0	0%
U.C.E.	0	0%	3	0,10%	1	0,02%	0	0%	2	0,08%	0	0%

## Municipis de Girona

	Cistella		Colera		Colomers		Corçà		Cornellà del Terri		Crespià	
Escurtat	100%		100%		100%		100%		100%		100%	
Total votants	176	82,24%	266	69,82%	138	86,79%	760	77,31%	1.370	79,65%	122	71,35%
Abstenció	38	17,76%	115	30,18%	21	13,21%	223	22,69%	350	20,35%	49	28,65%
Vots nuls	0	0%	6	2,26%	5	3,62%	1	0,13%	8	0,58%	1	0,82%
Vots en blanc	3	1,70%	1	0,38%	1	0,72%	9	1,18%	25	1,82%	0	0%
Vots a candidatures	173	98,30%	259	97,36%	132	95,66%	750	98,69%	1.337	97,60%	121	99,18%

### Candidatures

CiU	93	52,84%	119	45,76%	61	45,86%	359	47,29%	810	59,47%	64	52,89%
Esquerra-Cat Sí	40	22,72%	55	21,15%	30	22,55%	181	23,84%	244	17,91%	28	23,14%
PSC	4	2,27%	20	7,69%	8	6,01%	47	6,19%	34	2,49%	1	0,82%
P.P.	6	3,40%	29	11,15%	6	4,51%	24	3,16%	64	4,69%	6	4,95%
ICV-EUiA	4	2,27%	10	3,84%	8	6,01%	36	4,74%	41	3,01%	5	4,13%
CUP-Alternativa d'Esquerres	15	8,52%	5	1,92%	13	9,77%	56	7,37%	75	5,50%	12	9,91%
C's	1	0,56%	10	3,84%	0	0%	7	0,92%	15	1,10%	3	2,47%
SI	7	3,97%	4	1,53%	1	0,75%	23	3,03%	30	2,20%	2	1,65%
PxC	1	0,56%	0	0%	0	0%	7	0,92%	6	0,44%	0	0%
Eb	1	0,56%	1	0,38%	1	0,75%	1	0,13%	6	0,44%	0	0%
PACMA	0	0%	2	0,76%	0	0%	3	0,39%	1	0,07%	0	0%
PIRATA.CAT	0	0%	3	1,15%	4	3,00%	4	0,52%	3	0,22%	0	0%
FARTS.cat	0	0%	0	0%	0	0%	1	0,13%	3	0,22%	0	0%
UPyD	0	0%	1	0,38%	0	0%	0	0%	4	0,29%	0	0%
PRE-IR	1	0,56%	0	0%	0	0%	0	0%	1	0,07%	0	0%
U.C.E.	0	0%	0	0%	0	0%	1	0,13%	0	0%	0	0%

	Cruïlles, Monells i S.Sadurn de l'Heura		Darnius		Das		Escala, l'		Espinelles		Espolla	
Escurtat	100%		100%		100%		100%		100%		100%	
Total votants	749	77,22%	285	72,52%	143	82,66%	3.974	66,26%	139	84,76%	283	84,48%
Abstenció	221	22,78%	108	27,48%	30	17,34%	2.024	33,74%	25	15,24%	52	15,52%
Vots nuls	4	0,53%	2	0,70%	1	0,70%	16	0,40%	0	0%	0	0%
Vots en blanc	21	2,80%	1	0,35%	4	2,80%	51	1,28%	3	2,16%	7	2,47%
Vots a candidatures	724	96,67%	282	98,95%	138	96,50%	3.907	98,32%	136	97,84%	276	97,53%

### Candidatures

CiU	332	44,56%	133	46,99%	80	56,33%	1.643	41,51%	79	56,83%	145	51,23%
Esquerra-Cat Sí	170	22,81%	52	18,37%	32	22,53%	581	14,67%	21	15,10%	49	17,31%
PSC	42	5,63%	8	2,82%	0	0%	435	10,99%	4	2,87%	19	6,71%
P.P.	43	5,77%	50	17,66%	9	6,33%	477	12,05%	3	2,15%	22	7,77%
ICV-EUiA	45	6,04%	12	4,24%	6	4,22%	243	6,13%	6	4,31%	17	6,00%
CUP-Alternativa d'Esquerres	54	7,24%	14	4,94%	3	2,11%	220	5,55%	10	7,19%	16	5,65%
C's	7	0,93%	2	0,70%	3	2,11%	141	3,56%	1	0,71%	4	1,41%
SI	16	2,14%	8	2,82%	3	2,11%	76	1,92%	9	6,47%	0	0%
PxC	3	0,40%	1	0,35%	1	0,70%	23	0,58%	0	0%	1	0,35%
Eb	3	0,40%	0	0%	0	0%	25	0,63%	0	0%	0	0%
PACMA	7	0,93%	0	0%	1	0,70%	16	0,40%	1	0,71%	0	0%
PIRATA.CAT	0	0%	1	0,35%	0	0%	9	0,22%	1	0,71%	1	0,35%
FARTS.cat	1	0,13%	0	0%	0	0%	6	0,15%	0	0%	1	0,35%
UPyD	1	0,13%	0	0%	0	0%	7	0,17%	1	0,71%	1	0,35%
PRE-IR	0	0%	1	0,35%	0	0%	4	0,10%	0	0%	0	0%
U.C.E.	0	0%	0	0%	0	0%	1	0,02%	0	0%	0	0%



## Municipis de Girona

	Esponellà		Far d'Empordà, el		Figueres		Flaçà		Foixà		Fontanals de Cerdanya	
<b>Escurtat</b>	<b>100%</b>		<b>100%</b>		<b>100%</b>		<b>100%</b>		<b>100%</b>		<b>100%</b>	
Total votants	263	81,93%	265	65,43%	16.352	63,62%	564	76,22%	202	80,48%	299	76,28%
Abstenció	58	18,07%	140	34,57%	9.350	36,38%	176	23,78%	49	19,52%	93	23,72%
Vots nuls	5	1,90%	1	0,38%	113	0,69%	3	0,53%	2	0,99%	4	1,34%
Vots en blanc	1	0,38%	0	0%	230	1,41%	7	1,24%	2	0,99%	2	0,67%
Vots a candidatures	257	97,72%	264	99,62%	16.009	97,90%	554	98,23%	198	98,02%	293	97,99%

### Candidatures

CiU	147	56,97%	137	51,89%	5.923	36,47%	282	50,26%	103	51,50%	177	60,00%
Esquerra-Cat Sí	62	24,03%	51	19,31%	2.349	14,46%	131	23,35%	42	21,00%	36	12,20%
PSC	5	1,93%	18	6,81%	1.807	11,12%	34	6,06%	9	4,50%	9	3,05%
P.P.	6	2,32%	22	8,33%	2.504	15,41%	13	2,31%	5	2,50%	32	10,84%
ICV-EUiA	13	5,03%	10	3,78%	906	5,57%	31	5,52%	8	4,00%	17	5,76%
CUP-Alternativa d'Esquerres	17	6,58%	7	2,65%	716	4,40%	40	7,13%	17	8,50%	10	3,38%
C's	2	0,77%	6	2,27%	821	5,05%	3	0,53%	8	4,00%	2	0,67%
SI	3	1,16%	4	1,51%	266	1,63%	7	1,24%	4	2,00%	8	2,71%
PxC	1	0,38%	3	1,13%	321	1,97%	1	0,17%	0	0%	1	0,33%
Eb	1	0,38%	3	1,13%	114	0,70%	7	1,24%	0	0%	0	0%
PACMA	0	0%	0	0%	72	0,44%	1	0,17%	1	0,50%	0	0%
PIRATA.CAT	0	0%	1	0,37%	74	0,45%	1	0,17%	0	0%	1	0,33%
FARTS.cat	0	0%	0	0%	44	0,27%	1	0,17%	0	0%	0	0%
UPyD	0	0%	1	0,37%	55	0,33%	0	0%	0	0%	0	0%
PRE-IR	0	0%	1	0,37%	28	0,17%	2	0,35%	1	0,50%	0	0%
U.C.E.	0	0%	0	0%	9	0,05%	0	0%	0	0%	0	0%

	Fontanilles		Fontcoberta		Forallac		Fornells de la Selva		Fortià		Garrigàs	
<b>Escurtat</b>	<b>100%</b>		<b>100%</b>		<b>100%</b>		<b>100%</b>		<b>100%</b>		<b>100%</b>	
Total votants	85	77,98%	912	82,24%	1.042	78,70%	1.512	85,09%	365	73,89%	233	76,64%
Abstenció	24	22,02%	197	17,76%	282	21,30%	265	14,91%	129	26,11%	71	23,36%
Vots nuls	2	2,35%	6	0,66%	14	1,34%	7	0,46%	2	0,55%	1	0,43%
Vots en blanc	1	1,18%	8	0,88%	9	0,86%	20	1,32%	3	0,82%	1	0,43%
Vots a candidatures	82	96,47%	898	98,46%	1.019	97,80%	1.485	98,22%	360	98,63%	231	99,14%

### Candidatures

CiU	62	74,69%	485	53,53%	546	53,11%	863	57,34%	154	42,42%	120	51,72%
Esquerra-Cat Sí	9	10,84%	244	26,93%	206	20,03%	279	18,53%	69	19,00%	54	23,27%
PSC	3	3,61%	27	2,98%	67	6,51%	37	2,45%	27	7,43%	10	4,31%
P.P.	2	2,40%	26	2,86%	51	4,96%	106	7,04%	36	9,91%	13	5,60%
ICV-EUiA	2	2,40%	35	3,86%	42	4,08%	44	2,92%	27	7,43%	6	2,58%
CUP-Alternativa d'Esquerres	2	2,40%	45	4,96%	61	5,93%	53	3,52%	14	3,85%	18	7,75%
C's	0	0%	14	1,54%	19	1,84%	52	3,45%	8	2,20%	5	2,15%
SI	0	0%	9	0,99%	15	1,45%	17	1,12%	7	1,92%	3	1,29%
PxC	2	2,40%	3	0,33%	2	0,19%	9	0,59%	3	0,82%	1	0,43%
Eb	0	0%	1	0,11%	4	0,38%	8	0,53%	2	0,55%	0	0%
PACMA	0	0%	6	0,66%	2	0,19%	2	0,13%	7	1,92%	0	0%
PIRATA.CAT	0	0%	3	0,33%	0	0%	4	0,26%	1	0,27%	0	0%
FARTS.cat	0	0%	0	0%	1	0,09%	9	0,59%	2	0,55%	1	0,43%
UPyD	0	0%	0	0%	1	0,09%	0	0%	0	0%	0	0%
PRE-IR	0	0%	0	0%	2	0,19%	2	0,13%	1	0,27%	0	0%
U.C.E.	0	0%	0	0%	0	0%	0	0%	2	0,55%	0	0%

## Municipis de Girona

	Garrigoles		Garriguella		Ger		Girona		Gombrèn		Gualta	
Escurtat	100%		100%		100%		100%		100%		100%	
Total votants	96	80,00%	417	74,60%	271	81,14%	45.433	72,45%	117	75,97%	194	80,83%
Abstenció	24	20,00%	142	25,40%	63	18,86%	17.279	27,55%	37	24,03%	46	19,17%
Vots nuls	0	0%	4	0,96%	2	0,74%	354	0,78%	0	0%	2	1,03%
Vots en blanc	4	4,17%	0	0%	0	0%	535	1,18%	1	0,85%	2	1,03%
Vots a candidatures	92	95,83%	413	99,04%	269	99,26%	44.544	98,04%	116	99,15%	190	97,94%

### Candidatures

CiU	32	33,33%	221	53,51%	173	64,31%	17.841	39,57%	65	55,55%	115	59,89%
Esquerra-Cat Sí	25	26,04%	80	19,37%	51	18,95%	7.625	16,91%	24	20,51%	34	17,70%
PSC	5	5,20%	29	7,02%	4	1,48%	4.696	10,41%	7	5,98%	5	2,60%
P.P.	4	4,16%	19	4,60%	20	7,43%	4.580	10,15%	10	8,54%	7	3,64%
ICV-EUiA	10	10,41%	18	4,35%	0	0%	3.021	6,70%	4	3,41%	10	5,20%
CUP-Alternativa d'Esquerres	9	9,37%	16	3,87%	6	2,23%	2.542	5,63%	5	4,27%	7	3,64%
C's	1	1,04%	4	0,96%	5	1,85%	2.053	4,55%	0	0%	1	0,52%
SI	2	2,08%	9	2,17%	6	2,23%	850	1,88%	1	0,85%	8	4,16%
PxC	0	0%	9	2,17%	0	0%	333	0,73%	0	0%	2	1,04%
Eb	1	1,04%	2	0,48%	1	0,37%	295	0,65%	0	0%	0	0%
PACMA	1	1,04%	3	0,72%	1	0,37%	212	0,47%	0	0%	0	0%
PIRATA.CAT	2	2,08%	2	0,48%	1	0,37%	207	0,45%	0	0%	0	0%
FARTS.cat	0	0%	1	0,24%	0	0%	94	0,20%	0	0%	1	0,52%
UPyD	0	0%	0	0%	0	0%	118	0,26%	0	0%	0	0%
PRE-IR	0	0%	0	0%	1	0,37%	54	0,11%	0	0%	0	0%
U.C.E.	0	0%	0	0%	0	0%	23	0,05%	0	0%	0	0%

	Guils de Cerdanya		Hostalric		Isòvol		Jafre		Jonquera, la		Juià	
Escurtat	100%		100%		100%		100%		100%		100%	
Total votants	328	75,23%	2.053	71,66%	210	78,07%	243	84,67%	1.168	69,52%	180	78,26%
Abstenció	108	24,77%	812	28,34%	59	21,93%	44	15,33%	512	30,48%	50	21,74%
Vots nuls	3	0,91%	22	1,07%	0	0%	1	0,41%	12	1,03%	2	1,11%
Vots en blanc	7	2,13%	33	1,61%	2	0,95%	5	2,06%	16	1,37%	0	0%
Vots a candidatures	318	96,96%	1.998	97,32%	208	99,05%	237	97,53%	1.140	97,60%	178	98,89%

### Candidatures

CiU	193	59,38%	797	39,24%	135	64,28%	118	48,76%	340	29,41%	92	51,68%
Esquerra-Cat Sí	33	10,15%	399	19,64%	33	15,71%	66	27,27%	224	19,37%	28	15,73%
PSC	3	0,92%	251	12,35%	8	3,80%	13	5,37%	163	14,10%	6	3,37%
P.P.	40	12,30%	183	9,01%	4	1,90%	5	2,06%	207	17,90%	10	5,61%
ICV-EUiA	18	5,53%	166	8,17%	10	4,76%	12	4,95%	75	6,48%	16	8,98%
CUP-Alternativa d'Esquerres	5	1,53%	50	2,46%	8	3,80%	15	6,19%	34	2,94%	19	10,67%
C's	9	2,76%	83	4,08%	3	1,42%	3	1,23%	46	3,97%	0	0%
SI	13	4,00%	30	1,47%	4	1,90%	3	1,23%	14	1,21%	4	2,24%
PxC	1	0,30%	12	0,59%	0	0%	0	0%	10	0,86%	1	0,56%
Eb	1	0,30%	7	0,34%	0	0%	0	0%	8	0,69%	0	0%
PACMA	1	0,30%	8	0,39%	1	0,47%	1	0,41%	8	0,69%	0	0%
PIRATA.CAT	0	0%	7	0,34%	0	0%	0	0%	4	0,34%	0	0%
FARTS.cat	0	0%	2	0,09%	1	0,47%	0	0%	2	0,17%	2	1,12%
UPyD	0	0%	0	0%	0	0%	0	0%	1	0,08%	0	0%
PRE-IR	0	0%	3	0,14%	1	0,47%	1	0,41%	4	0,34%	0	0%
U.C.E.	1	0,30%	0	0%	0	0%	0	0%	0	0%	0	0%

## Municipis de Girona

	Lladó		Llagostera		Llambilles		Llanars		Llançà		Llers	
<b>Escurtat</b>	<b>100%</b>		<b>100%</b>		<b>100%</b>		<b>100%</b>		<b>100%</b>		<b>100%</b>	
Total votants	432	78,98%	3.808	69,45%	462	83,24%	322	77,78%	2.530	72,74%	645	74,14%
Abstenció	115	21,02%	1.675	30,55%	93	16,76%	92	22,22%	948	27,26%	225	25,86%
Vots nuls	1	0,23%	28	0,74%	1	0,22%	7	2,17%	36	1,42%	1	0,16%
Vots en blanc	6	1,39%	42	1,10%	9	1,95%	9	2,80%	21	0,83%	9	1,40%
Vots a candidatures	425	98,38%	3.738	98,16%	452	97,83%	306	95,03%	2.473	97,75%	635	98,44%

### Candidatures

CiU	196	45,47%	1.745	46,16%	275	59,65%	183	58,09%	981	39,33%	316	49,06%
Esquerra-Cat Sí	135	31,32%	757	20,02%	99	21,47%	64	20,31%	478	19,16%	117	18,16%
PSC	16	3,71%	384	10,15%	15	3,25%	12	3,80%	310	12,42%	41	6,36%
P.P.	18	4,17%	260	6,87%	22	4,77%	14	4,44%	254	10,18%	59	9,16%
ICV-EUiA	22	5,10%	185	4,89%	13	2,81%	10	3,17%	147	5,89%	27	4,19%
CUP-Alternativa d'Esquerres	26	6,03%	146	3,86%	14	3,03%	7	2,22%	71	2,84%	33	5,12%
C's	5	1,16%	104	2,75%	5	1,08%	4	1,26%	109	4,37%	13	2,01%
SI	4	0,92%	64	1,69%	4	0,86%	4	1,26%	49	1,96%	9	1,39%
PxC	1	0,23%	36	0,95%	0	0%	4	1,26%	19	0,76%	8	1,24%
Eb	1	0,23%	21	0,55%	1	0,21%	4	1,26%	14	0,56%	1	0,15%
PACMA	1	0,23%	16	0,42%	1	0,21%	0	0%	17	0,68%	3	0,46%
PIRATA.CAT	0	0%	7	0,18%	0	0%	0	0%	5	0,20%	1	0,15%
FARTS.cat	0	0%	5	0,13%	2	0,43%	0	0%	6	0,24%	1	0,15%
UPyD	0	0%	3	0,07%	0	0%	0	0%	2	0,08%	2	0,31%
PRE-IR	0	0%	5	0,13%	0	0%	0	0%	4	0,16%	4	0,62%
U.C.E.	0	0%	0	0%	1	0,21%	0	0%	7	0,28%	0	0%

	Llívia		Lloret de Mar		Llosses, les		Maçanet de Cabrenys		Maçanet de la Selva		Madremanya	
<b>Escurtat</b>	<b>100%</b>		<b>100%</b>		<b>100%</b>		<b>100%</b>		<b>100%</b>		<b>100%</b>	
Total votants	827	72,35%	11.786	60,84%	118	66,29%	437	76,40%	2.994	60,08%	165	85,05%
Abstenció	316	27,65%	7.585	39,16%	60	33,71%	135	23,60%	1.989	39,92%	29	14,95%
Vots nuls	5	0,60%	106	0,90%	1	0,85%	3	0,69%	26	0,87%	0	0%
Vots en blanc	8	0,97%	156	1,32%	0	0%	9	2,06%	38	1,27%	1	0,61%
Vots a candidatures	814	98,43%	11.524	97,78%	117	99,15%	425	97,25%	2.930	97,86%	164	99,39%

### Candidatures

CiU	463	56,32%	3.276	28,04%	61	52,13%	238	54,83%	1.010	34,02%	74	44,84%
Esquerra-Cat Sí	119	14,47%	1.426	12,20%	24	20,51%	85	19,58%	466	15,70%	34	20,60%
PSC	61	7,42%	2.061	17,64%	2	1,70%	36	8,29%	446	15,02%	6	3,63%
P.P.	69	8,39%	2.128	18,21%	7	5,98%	28	6,45%	412	13,88%	5	3,03%
ICV-EUiA	25	3,04%	990	8,47%	4	3,41%	11	2,53%	191	6,43%	9	5,45%
CUP-Alternativa d'Esquerres	20	2,43%	160	1,36%	12	10,25%	11	2,53%	83	2,79%	30	18,18%
C's	25	3,04%	874	7,48%	0	0%	4	0,92%	172	5,79%	1	0,60%
SI	14	1,70%	170	1,45%	6	5,12%	7	1,61%	35	1,17%	4	2,42%
PxC	3	0,36%	67	0,57%	0	0%	0	0%	27	0,90%	0	0%
Eb	7	0,85%	99	0,84%	1	0,85%	1	0,23%	21	0,70%	0	0%
PACMA	1	0,12%	91	0,77%	0	0%	1	0,23%	19	0,64%	0	0%
PIRATA.CAT	2	0,24%	67	0,57%	0	0%	1	0,23%	13	0,43%	0	0%
FARTS.cat	1	0,12%	36	0,30%	0	0%	0	0%	11	0,37%	0	0%
UPyD	1	0,12%	45	0,38%	0	0%	0	0%	15	0,50%	0	0%
PRE-IR	3	0,36%	18	0,15%	0	0%	2	0,46%	1	0,03%	1	0,60%
U.C.E.	0	0%	16	0,13%	0	0%	0	0%	8	0,26%	0	0%

## Municipis de Girona

	Maià de Montcal		Masarac		Massanes		Meranges		Mieres		Mollet de Peralada	
<b>Escurtat</b>	<b>100%</b>		<b>100%</b>		<b>100%</b>		<b>100%</b>		<b>100%</b>		<b>100%</b>	
Total votants	240	75,71%	161	81,73%	348	64,93%	60	75,95%	195	77,08%	105	80,15%
Abstenció	77	24,29%	36	18,27%	188	35,07%	19	24,05%	58	22,92%	26	19,85%
Vots nuls	2	0,83%	4	2,48%	7	2,01%	0	0%	0	0%	0	0%
Vots en blanc	2	0,83%	1	0,62%	8	2,30%	1	1,67%	5	2,56%	1	0,95%
Vots a candidatures	236	98,34%	156	96,90%	333	95,69%	59	98,33%	190	97,44%	104	99,05%

### Candidatures

CiU	104	43,69%	96	61,14%	137	40,17%	31	51,66%	96	49,23%	65	61,90%
Esquerra-Cat Sí	58	24,36%	29	18,47%	61	17,88%	8	13,33%	33	16,92%	12	11,42%
PSC	21	8,82%	4	2,54%	34	9,97%	2	3,33%	4	2,05%	6	5,71%
P.P.	14	5,88%	9	5,73%	39	11,43%	11	18,33%	8	4,10%	7	6,66%
ICV-EUiA	8	3,36%	1	0,63%	25	7,33%	3	5,00%	7	3,58%	0	0%
CUP-Alternativa d'Esquerres	19	7,98%	6	3,82%	10	2,93%	1	1,66%	22	11,28%	11	10,47%
C's	4	1,68%	1	0,63%	6	1,75%	2	3,33%	7	3,58%	1	0,95%
SI	4	1,68%	7	4,45%	7	2,05%	1	1,66%	3	1,53%	0	0%
PxC	1	0,42%	2	1,27%	5	1,46%	0	0%	2	1,02%	1	0,95%
Eb	1	0,42%	0	0%	2	0,58%	0	0%	4	2,05%	1	0,95%
PACMA	0	0%	0	0%	4	1,17%	0	0%	0	0%	0	0%
PIRATA.CAT	1	0,42%	0	0%	1	0,29%	0	0%	1	0,51%	0	0%
FARTS.cat	0	0%	1	0,63%	0	0%	0	0%	0	0%	0	0%
UPyD	0	0%	0	0%	0	0%	0	0%	2	1,02%	0	0%
PRE-IR	1	0,42%	0	0%	1	0,29%	0	0%	1	0,51%	0	0%
U.C.E.	0	0%	0	0%	1	0,29%	0	0%	0	0%	0	0%

	Molló		Montagut i Oix		Mont-ras		Navata		Ogassa		Olot	
<b>Escurtat</b>	<b>100%</b>		<b>100%</b>		<b>100%</b>		<b>100%</b>		<b>100%</b>		<b>100%</b>	
Total votants	234	82,11%	550	73,92%	993	73,23%	651	79,78%	163	79,90%	16.326	72,08%
Abstenció	51	17,89%	194	26,08%	363	26,77%	165	20,22%	41	20,10%	6.323	27,92%
Vots nuls	2	0,85%	2	0,36%	3	0,30%	8	1,23%	2	1,23%	113	0,69%
Vots en blanc	3	1,28%	6	1,09%	17	1,71%	7	1,08%	9	5,52%	175	1,07%
Vots a candidatures	229	97,87%	542	98,55%	973	97,99%	636	97,69%	152	93,25%	16.038	98,24%

### Candidatures

CiU	153	65,94%	290	52,91%	410	41,41%	341	53,03%	94	58,38%	8.050	49,65%
Esquerra-Cat Sí	47	20,25%	114	20,80%	142	14,34%	119	18,50%	25	15,52%	3.232	19,93%
PSC	1	0,43%	6	1,09%	137	13,83%	22	3,42%	6	3,72%	1.344	8,28%
P.P.	11	4,74%	14	2,55%	108	10,90%	34	5,28%	10	6,21%	1.037	6,39%
ICV-EUiA	3	1,29%	30	5,47%	62	6,26%	37	5,75%	5	3,10%	720	4,44%
CUP-Alternativa d'Esquerres	4	1,72%	61	11,13%	16	1,61%	46	7,15%	6	3,72%	686	4,23%
C's	6	2,58%	1	0,18%	52	5,25%	18	2,79%	2	1,24%	294	1,81%
SI	2	0,86%	8	1,45%	17	1,71%	5	0,77%	2	1,24%	254	1,56%
PxC	0	0%	4	0,72%	6	0,60%	6	0,93%	1	0,62%	235	1,44%
Eb	2	0,86%	6	1,09%	5	0,50%	1	0,15%	0	0%	57	0,35%
PACMA	0	0%	1	0,18%	8	0,80%	1	0,15%	1	0,62%	40	0,24%
PIRATA.CAT	0	0%	2	0,36%	4	0,40%	2	0,31%	0	0%	26	0,16%
FARTS.cat	0	0%	2	0,36%	0	0%	0	0%	0	0%	27	0,16%
UPyD	0	0%	0	0%	3	0,30%	2	0,31%	0	0%	9	0,05%
PRE-IR	0	0%	3	0,54%	2	0,20%	1	0,15%	0	0%	20	0,12%
U.C.E.	0	0%	0	0%	1	0,10%	1	0,15%	0	0%	7	0,04%

## Municipis de Girona

	Ordís		Osor		Palafrugell		Palamós		Palau de Santa Eulàlia		Palau-sator	
<b>Escurtat</b>	<b>100%</b>		<b>100%</b>		<b>100%</b>		<b>100%</b>		<b>100%</b>		<b>100%</b>	
Total votants	230	82,44%	284	77,81%	9.391	66,86%	8.541	67,88%	70	82,35%	183	79,22%
Abstenció	49	17,56%	81	22,19%	4.654	33,14%	4.042	32,12%	15	17,65%	48	20,78%
Vots nuls	0	0%	4	1,41%	52	0,55%	75	0,88%	0	0%	0	0%
Vots en blanc	6	2,61%	3	1,06%	148	1,58%	94	1,10%	0	0%	2	1,09%
Vots a candidatures	224	97,39%	277	97,53%	9.191	97,87%	8.372	98,02%	70	100%	181	98,91%

### Candidatures

CiU	135	58,69%	151	53,92%	3.703	39,65%	3.453	40,78%	29	41,42%	129	70,49%
Esquerra-Cat Sí	33	14,34%	78	27,85%	1.527	16,35%	1.536	18,14%	16	22,85%	27	14,75%
PSC	9	3,91%	6	2,14%	1.385	14,83%	996	11,76%	3	4,28%	1	0,54%
P.P.	14	6,08%	7	2,50%	1.060	11,35%	949	11,20%	1	1,42%	4	2,18%
ICV-EUiA	13	5,65%	8	2,85%	533	5,70%	479	5,65%	6	8,57%	1	0,54%
CUP-Alternativa d'Esqueres	15	6,52%	15	5,35%	261	2,79%	260	3,07%	9	12,85%	9	4,91%
C's	1	0,43%	3	1,07%	335	3,58%	327	3,86%	1	1,42%	4	2,18%
SI	3	1,30%	8	2,85%	101	1,08%	112	1,32%	3	4,28%	2	1,09%
PxC	0	0%	1	0,35%	111	1,18%	80	0,94%	0	0%	0	0%
Eb	0	0%	0	0%	49	0,52%	48	0,56%	2	2,85%	2	1,09%
PACMA	1	0,43%	0	0%	53	0,56%	49	0,57%	0	0%	0	0%
PIRATA.CAT	0	0%	0	0%	10	0,10%	27	0,31%	0	0%	1	0,54%
FARTS.cat	0	0%	0	0%	21	0,22%	10	0,11%	0	0%	0	0%
UPyD	0	0%	0	0%	25	0,26%	22	0,25%	0	0%	0	0%
PRE-IR	0	0%	0	0%	7	0,07%	17	0,20%	0	0%	1	0,54%
U.C.E.	0	0%	0	0%	10	0,10%	7	0,08%	0	0%	0	0%

	Palau-saverdera		Palol de Revardit		Pals		Pardines		Parlavà		Pau	
<b>Escurtat</b>	<b>100%</b>		<b>100%</b>		<b>100%</b>		<b>100%</b>		<b>100%</b>		<b>100%</b>	
Total votants	548	71,26%	294	81,89%	1.209	73,67%	107	82,31%	282	88,13%	253	81,88%
Abstenció	221	28,74%	65	18,11%	432	26,33%	23	17,69%	38	11,88%	56	18,12%
Vots nuls	5	0,91%	0	0%	10	0,83%	0	0%	1	0,35%	0	0%
Vots en blanc	3	0,55%	3	1,02%	16	1,32%	3	2,80%	4	1,42%	2	0,79%
Vots a candidatures	540	98,54%	291	98,98%	1.183	97,85%	104	97,20%	277	98,23%	251	99,21%

### Candidatures

CiU	290	53,40%	198	67,34%	606	50,54%	62	57,94%	152	54,09%	118	46,64%
Esquerra-Cat Sí	104	19,15%	47	15,98%	235	19,59%	27	25,23%	72	25,62%	56	22,13%
PSC	27	4,97%	7	2,38%	130	10,84%	1	0,93%	7	2,49%	11	4,34%
P.P.	38	6,99%	11	3,74%	57	4,75%	2	1,86%	7	2,49%	24	9,48%
ICV-EUiA	23	4,23%	6	2,04%	47	3,91%	3	2,80%	14	4,98%	10	3,95%
CUP-Alternativa d'Esqueres	15	2,76%	8	2,72%	42	3,50%	3	2,80%	15	5,33%	16	6,32%
C's	20	3,68%	5	1,70%	29	2,41%	0	0%	2	0,71%	5	1,97%
SI	8	1,47%	9	3,06%	15	1,25%	5	4,67%	4	1,42%	5	1,97%
PxC	4	0,73%	0	0%	11	0,91%	0	0%	0	0%	1	0,39%
Eb	3	0,55%	0	0%	1	0,08%	1	0,93%	1	0,35%	1	0,39%
PACMA	2	0,36%	0	0%	3	0,25%	0	0%	0	0%	0	0%
PIRATA.CAT	1	0,18%	0	0%	1	0,08%	0	0%	3	1,06%	2	0,79%
FARTS.cat	0	0%	0	0%	1	0,08%	0	0%	0	0%	0	0%
UPyD	3	0,55%	0	0%	3	0,25%	0	0%	0	0%	0	0%
PRE-IR	2	0,36%	0	0%	2	0,16%	0	0%	0	0%	2	0,79%
U.C.E.	0	0%	0	0%	0	0%	0	0%	0	0%	0	0%

## Municipis de Girona

	Pedret i Marçà		Pera, la		Peralada		Planes d'Hostoles, les		Planoles		Pont de Molins	
Escurtat	<b>100%</b>		<b>100%</b>		<b>100%</b>		<b>100%</b>		<b>100%</b>		<b>100%</b>	
Total votants	105	82,03%	278	83,48%	1.019	78,02%	1.034	78,10%	196	84,12%	281	73,75%
Abstenció	23	17,97%	55	16,52%	287	21,98%	290	21,90%	37	15,88%	100	26,25%
Vots nuls	0	0%	0	0%	4	0,39%	10	0,97%	1	0,51%	2	0,71%
Vots en blanc	0	0%	5	1,80%	14	1,37%	14	1,35%	0	0%	4	1,42%
Vots a candidatures	105	100%	273	98,20%	1.001	98,24%	1.010	97,68%	195	99,49%	275	97,87%

### Candidatures

CiU	44	41,90%	169	60,79%	561	55,27%	645	62,98%	95	48,71%	105	37,63%
Esquerra-Cat Sí	21	20,00%	62	22,30%	184	18,12%	204	19,92%	54	27,69%	52	18,63%
PSC	2	1,90%	1	0,35%	59	5,81%	32	3,12%	8	4,10%	22	7,88%
P.P.	18	17,14%	3	1,07%	85	8,37%	29	2,83%	2	1,02%	51	18,27%
ICV-EUiA	9	8,57%	9	3,23%	26	2,56%	34	3,32%	18	9,23%	18	6,45%
CUP-Alternativa d'Esqueres	5	4,76%	15	5,39%	32	3,15%	19	1,85%	12	6,15%	11	3,94%
C's	2	1,90%	7	2,51%	19	1,87%	5	0,48%	1	0,51%	2	0,71%
SI	3	2,85%	4	1,43%	19	1,87%	21	2,05%	3	1,53%	6	2,15%
PxC	0	0%	0	0%	3	0,29%	12	1,17%	0	0%	4	1,43%
Eb	0	0%	2	0,71%	5	0,49%	3	0,29%	0	0%	3	1,07%
PACMA	1	0,95%	0	0%	1	0,09%	2	0,19%	0	0%	0	0%
PIRATA.CAT	0	0%	0	0%	3	0,29%	4	0,39%	0	0%	0	0%
FARTS.cat	0	0%	1	0,35%	2	0,19%	0	0%	2	1,02%	0	0%
UPyD	0	0%	0	0%	1	0,09%	0	0%	0	0%	1	0,35%
PRE-IR	0	0%	0	0%	1	0,09%	0	0%	0	0%	0	0%
U.C.E.	0	0%	0	0%	0	0%	0	0%	0	0%	0	0%

	Pontós		Porqueres		Port de la Selva, el		Portbou		Preses, les		Puigcerdà	
Escurtat	<b>100%</b>		<b>100%</b>		<b>100%</b>		<b>100%</b>		<b>100%</b>		<b>100%</b>	
Total votants	132	78,57%	2.703	79,97%	546	81,86%	696	70,59%	1.083	80,16%	3.788	65,71%
Abstenció	36	21,43%	677	20,03%	121	18,14%	290	29,41%	268	19,84%	1.977	34,29%
Vots nuls	2	1,52%	13	0,48%	8	1,47%	8	1,15%	10	0,92%	40	1,06%
Vots en blanc	3	2,27%	21	0,78%	2	0,37%	8	1,15%	13	1,20%	55	1,45%
Vots a candidatures	127	96,21%	2.669	98,74%	536	98,16%	680	97,70%	1.060	97,88%	3.693	97,49%

### Candidatures

CiU	55	42,30%	1.401	52,08%	290	53,90%	227	32,99%	589	54,89%	1.693	45,17%
Esquerra-Cat Sí	19	14,61%	686	25,50%	107	19,88%	116	16,86%	229	21,34%	489	13,04%
PSC	8	6,15%	119	4,42%	33	6,13%	145	21,07%	69	6,43%	348	9,28%
P.P.	15	11,53%	123	4,57%	30	5,57%	82	11,91%	41	3,82%	566	15,10%
ICV-EUiA	10	7,69%	94	3,49%	20	3,71%	38	5,52%	49	4,56%	197	5,25%
CUP-Alternativa d'Esqueres	9	6,92%	126	4,68%	15	2,78%	14	2,03%	40	3,72%	54	1,44%
C's	2	1,53%	41	1,52%	14	2,60%	33	4,79%	11	1,02%	159	4,24%
SI	3	2,30%	44	1,63%	17	3,15%	4	0,58%	18	1,67%	58	1,54%
PxC	3	2,30%	11	0,40%	3	0,55%	6	0,87%	5	0,46%	20	0,53%
Eb	2	1,53%	11	0,40%	3	0,55%	2	0,29%	4	0,37%	39	1,04%
PACMA	1	0,76%	3	0,11%	2	0,37%	4	0,58%	1	0,09%	17	0,45%
PIRATA.CAT	0	0%	4	0,14%	2	0,37%	4	0,58%	2	0,18%	21	0,56%
FARTS.cat	0	0%	3	0,11%	0	0%	2	0,29%	0	0%	15	0,40%
UPyD	0	0%	3	0,11%	0	0%	3	0,43%	0	0%	7	0,18%
PRE-IR	0	0%	0	0%	0	0%	0	0%	2	0,18%	10	0,26%
U.C.E.	0	0%	0	0%	0	0%	0	0%	0	0%	0	0%

## Municipis de Girona

	Quart		Queralbs		Rabós		Regencós		Ribes de Freser		Riells i Viabrea	
<b>Escurtat</b>	<b>100%</b>		<b>100%</b>		<b>100%</b>		<b>100%</b>		<b>100%</b>		<b>100%</b>	
Total votants	1.966	79,31%	121	77,07%	105	77,78%	168	78,87%	1.212	77,20%	2.007	68,08%
Abstenció	513	20,69%	36	22,93%	30	22,22%	45	21,13%	358	22,80%	941	31,92%
Vots nuls	21	1,07%	0	0%	0	0%	0	0%	5	0,41%	17	0,85%
Vots en blanc	24	1,22%	1	0,83%	0	0%	0	0%	21	1,73%	26	1,30%
Vots a candidatures	1.921	97,71%	120	99,17%	105	100%	168	100%	1.186	97,86%	1.964	97,85%

### Candidatures

CiU	850	43,70%	77	63,63%	53	50,47%	93	55,35%	680	56,33%	687	34,52%
Esquerra-Cat Sí	332	17,06%	26	21,48%	12	11,42%	35	20,83%	226	18,72%	389	19,54%
PSC	178	9,15%	3	2,47%	1	0,95%	9	5,35%	56	4,63%	239	12,01%
P.P.	187	9,61%	0	0%	9	8,57%	11	6,54%	65	5,38%	205	10,30%
ICV-EUiA	130	6,68%	5	4,13%	6	5,71%	9	5,35%	61	5,05%	183	9,19%
CUP-Alternativa d'Esqueres	74	3,80%	3	2,47%	13	12,38%	6	3,57%	32	2,65%	67	3,36%
C's	83	4,26%	3	2,47%	7	6,66%	2	1,19%	14	1,15%	82	4,12%
SI	29	1,49%	3	2,47%	4	3,80%	2	1,19%	28	2,31%	26	1,30%
PxC	14	0,71%	0	0%	0	0%	0	0%	3	0,24%	17	0,85%
Eb	18	0,92%	0	0%	0	0%	0	0%	3	0,24%	17	0,85%
PACMA	7	0,35%	0	0%	0	0%	0	0%	8	0,66%	21	1,05%
PIRATA.CAT	8	0,41%	0	0%	0	0%	1	0,59%	7	0,57%	13	0,65%
FARTS.cat	5	0,25%	0	0%	0	0%	0	0%	3	0,24%	9	0,45%
UPyD	4	0,20%	0	0%	0	0%	0	0%	0	0%	4	0,20%
PRE-IR	0	0%	0	0%	0	0%	0	0%	0	0%	2	0,10%
U.C.E.	2	0,10%	0	0%	0	0%	0	0%	0	0%	3	0,15%

	Ripoll		Riudarenes		Riudaura		Riudellots de la Selva		Riumors		Roses	
<b>Escurtat</b>	<b>100%</b>		<b>100%</b>		<b>100%</b>		<b>100%</b>		<b>100%</b>		<b>100%</b>	
Total votants	6.060	72,85%	1.099	71,41%	310	85,64%	1.167	80,93%	138	83,64%	6.576	62,77%
Abstenció	2.259	27,15%	440	28,59%	52	14,36%	275	19,07%	27	16,36%	3.901	37,23%
Vots nuls	48	0,79%	8	0,73%	1	0,32%	19	1,63%	2	1,45%	57	0,87%
Vots en blanc	105	1,73%	24	2,18%	3	0,97%	18	1,54%	2	1,45%	90	1,37%
Vots a candidatures	5.907	97,48%	1.067	97,09%	306	98,71%	1.130	96,83%	134	97,10%	6.429	97,76%

### Candidatures

CiU	2.776	46,17%	480	43,99%	176	56,95%	642	55,92%	71	52,20%	2.219	34,03%
Esquerra-Cat Sí	1.062	17,66%	174	15,94%	74	23,94%	186	16,20%	25	18,38%	802	12,30%
PSC	621	10,32%	121	11,09%	6	1,94%	65	5,66%	1	0,73%	905	13,88%
P.P.	458	7,61%	102	9,34%	4	1,29%	51	4,44%	16	11,76%	1.364	20,92%
ICV-EUiA	329	5,47%	46	4,21%	13	4,20%	49	4,26%	8	5,88%	291	4,46%
CUP-Alternativa d'Esqueres	195	3,24%	39	3,57%	19	6,14%	46	4,00%	2	1,47%	144	2,20%
C's	152	2,52%	49	4,49%	2	0,64%	27	2,35%	1	0,73%	376	5,76%
SI	111	1,84%	13	1,19%	9	2,91%	38	3,31%	6	4,41%	74	1,13%
PxC	69	1,14%	11	1,00%	1	0,32%	11	0,95%	3	2,20%	93	1,42%
Eb	50	0,83%	7	0,64%	0	0%	6	0,52%	0	0%	49	0,75%
PACMA	33	0,54%	11	1,00%	1	0,32%	4	0,34%	0	0%	30	0,46%
PIRATA.CAT	16	0,26%	3	0,27%	0	0%	3	0,26%	0	0%	20	0,30%
FARTS.cat	13	0,21%	3	0,27%	0	0%	1	0,08%	0	0%	15	0,23%
UPyD	7	0,11%	7	0,64%	1	0,32%	0	0%	1	0,73%	27	0,41%
PRE-IR	10	0,16%	1	0,09%	0	0%	1	0,08%	0	0%	11	0,16%
U.C.E.	5	0,08%	0	0%	0	0%	0	0%	0	0%	9	0,13%



## Municipis de Girona

	Rupià		Sales de Llierca		Salt		Sant Andreu Salou		Sant Aniol de Finestres		Sant Climent Sescebes	
Escurtat	100%		100%		100%		100%		100%		100%	
Total votants	153	89,47%	64	71,91%	9.161	64,66%	95	72,52%	214	81,37%	283	66,28%
Abstenció	18	10,53%	25	28,09%	5.006	35,34%	36	27,48%	49	18,63%	144	33,72%
Vots nuls	0	0%	0	0%	106	1,16%	0	0%	1	0,47%	1	0,35%
Vots en blanc	2	1,31%	0	0%	95	1,04%	0	0%	0	0%	7	2,47%
Vots a candidatures	151	98,69%	64	100%	8.960	97,80%	95	100%	213	99,53%	275	97,18%

### Candidatures

CiU	69	45,09%	12	18,75%	3.194	35,27%	65	68,42%	135	63,38%	132	46,80%
Esquerra-Cat Sí	40	26,14%	14	21,87%	1.322	14,59%	17	17,89%	26	12,20%	37	13,12%
PSC	3	1,96%	10	15,62%	1.359	15,00%	0	0%	6	2,81%	15	5,31%
P.P.	6	3,92%	0	0%	968	10,69%	0	0%	5	2,34%	42	14,89%
ICV-EUiA	11	7,18%	8	12,50%	609	6,72%	4	4,21%	3	1,40%	12	4,25%
CUP-Alternativa d'Esquerres	16	10,45%	17	26,56%	502	5,54%	4	4,21%	24	11,26%	7	2,48%
C's	0	0%	0	0%	409	4,51%	1	1,05%	3	1,40%	19	6,73%
SI	5	3,26%	2	3,12%	101	1,11%	1	1,05%	10	4,69%	2	0,70%
PxC	0	0%	0	0%	258	2,84%	2	2,10%	1	0,46%	3	1,06%
Eb	1	0,65%	0	0%	66	0,72%	0	0%	0	0%	0	0%
PACMA	0	0%	0	0%	60	0,66%	0	0%	0	0%	2	0,70%
PIRATA.CAT	0	0%	0	0%	38	0,41%	1	1,05%	0	0%	2	0,70%
FARTS.cat	0	0%	0	0%	19	0,20%	0	0%	0	0%	2	0,70%
UPyD	0	0%	0	0%	20	0,22%	0	0%	0	0%	0	0%
PRE-IR	0	0%	1	1,56%	29	0,32%	0	0%	0	0%	0	0%
U.C.E.	0	0%	0	0%	6	0,06%	0	0%	0	0%	0	0%

	Sant Feliu de Buixalleu		Sant Feliu de Guíxols		Sant Feliu de Pallerols		Sant Ferriol		Sant Gregori		Sant Hilari Sacalm	
Escurtat	100%		100%		100%		100%		100%		100%	
Total votants	474	74,06%	9.828	66,41%	801	82,32%	88	61,11%	2.019	79,08%	2.980	73,62%
Abstenció	166	25,94%	4.971	33,59%	172	17,68%	56	38,89%	534	20,92%	1.068	26,38%
Vots nuls	10	2,11%	63	0,64%	3	0,37%	0	0%	15	0,74%	39	1,31%
Vots en blanc	8	1,69%	139	1,41%	18	2,25%	2	2,27%	36	1,78%	18	0,60%
Vots a candidatures	456	96,20%	9.626	97,95%	780	97,38%	86	97,73%	1.968	97,48%	2.923	98,09%

### Candidatures

CiU	225	48,49%	3.514	35,98%	396	49,62%	43	48,86%	1.078	53,79%	1.563	53,14%
Esquerra-Cat Sí	98	21,12%	1.579	16,16%	248	31,07%	19	21,59%	411	20,50%	572	19,44%
PSC	21	4,52%	1.719	17,60%	29	3,63%	1	1,13%	83	4,14%	230	7,82%
P.P.	26	5,60%	1.021	10,45%	36	4,51%	3	3,40%	83	4,14%	135	4,59%
ICV-EUiA	37	7,97%	703	7,19%	34	4,26%	8	9,09%	98	4,89%	129	4,38%
CUP-Alternativa d'Esquerres	12	2,58%	179	1,83%	11	1,37%	9	10,22%	123	6,13%	157	5,33%
C's	10	2,15%	403	4,12%	2	0,25%	0	0%	33	1,64%	24	0,81%
SI	10	2,15%	173	1,77%	10	1,25%	1	1,13%	27	1,34%	50	1,70%
PxC	2	0,43%	93	0,95%	4	0,50%	0	0%	4	0,19%	30	1,02%
Eb	3	0,64%	64	0,65%	3	0,37%	0	0%	12	0,59%	1	0,03%
PACMA	3	0,64%	67	0,68%	1	0,12%	0	0%	6	0,29%	14	0,47%
PIRATA.CAT	4	0,86%	30	0,30%	4	0,50%	0	0%	3	0,14%	5	0,17%
FARTS.cat	1	0,21%	27	0,27%	0	0%	1	1,13%	0	0%	6	0,20%
UPyD	1	0,21%	20	0,20%	0	0%	1	1,13%	3	0,14%	2	0,06%
PRE-IR	3	0,64%	24	0,24%	2	0,25%	0	0%	3	0,14%	5	0,17%
U.C.E.	0	0%	10	0,10%	0	0%	0	0%	1	0,04%	0	0%

## Municipis de Girona

	Sant Jaume de Llierca		Sant Joan de les Abadesses		Sant Joan de Mollet		Sant Joan les Fonts		Sant Jordi Desvalls		Sant Julià de Ramis	
Escurtat	100%		100%		100%		100%		100%		100%	
Total votants	472	76,87%	2.193	79,31%	316	81,87%	1.715	75,72%	418	82,94%	1.876	75,19%
Abstenció	142	23,13%	572	20,69%	70	18,13%	550	24,28%	86	17,06%	619	24,81%
Vots nuls	2	0,42%	20	0,91%	3	0,95%	16	0,93%	1	0,24%	13	0,69%
Vots en blanc	4	0,85%	47	2,14%	2	0,63%	18	1,05%	3	0,72%	19	1,01%
Vots a candidatures	466	98,73%	2.126	96,95%	311	98,42%	1.681	98,02%	414	99,04%	1.844	98,30%

### Candidatures

CiU	267	56,80%	1.130	52,00%	159	50,79%	968	56,97%	209	50,11%	753	40,41%
Esquerra-Cat Sí	92	19,57%	420	19,32%	66	21,08%	300	17,65%	109	26,13%	351	18,84%
PSC	29	6,17%	194	8,92%	17	5,43%	100	5,88%	8	1,91%	206	11,05%
P.P.	21	4,46%	106	4,87%	14	4,47%	74	4,35%	20	4,79%	157	8,42%
ICV-EUiA	15	3,19%	88	4,04%	17	5,43%	71	4,17%	24	5,75%	106	5,68%
CUP-Alternativa d'Esquerres	23	4,89%	89	4,09%	20	6,38%	85	5,00%	32	7,67%	82	4,40%
C's	4	0,85%	26	1,19%	5	1,59%	24	1,41%	3	0,71%	72	3,86%
SI	8	1,70%	22	1,01%	2	0,63%	34	2,00%	8	1,91%	38	2,03%
PxC	0	0%	20	0,92%	2	0,63%	9	0,52%	0	0%	18	0,96%
Eb	3	0,63%	10	0,46%	1	0,31%	5	0,29%	1	0,23%	12	0,64%
PACMA	0	0%	10	0,46%	0	0%	4	0,23%	0	0%	17	0,91%
PIRATA.CAT	1	0,21%	1	0,04%	3	0,95%	1	0,05%	0	0%	4	0,21%
FARTS.cat	1	0,21%	4	0,18%	0	0%	0	0%	0	0%	15	0,80%
UPyD	0	0%	1	0,04%	2	0,63%	0	0%	0	0%	10	0,53%
PRE-IR	2	0,42%	4	0,18%	3	0,95%	5	0,29%	0	0%	2	0,10%
U.C.E.	0	0%	1	0,04%	0	0%	1	0,05%	0	0%	1	0,05%

	Sant Julià del Llor i Bonmatí		Sant Llorenç de la Muga		Sant Martí de Llèmena		Sant Martí Vell		Sant Miquel de Campmajor		Sant Miquel de Fluvià	
Escurtat	100%		100%		100%		100%		100%		100%	
Total votants	682	77,41%	120	76,92%	351	77,65%	133	79,64%	146	80,66%	356	61,49%
Abstenció	199	22,59%	36	23,08%	101	22,35%	34	20,36%	35	19,34%	223	38,51%
Vots nuls	15	2,20%	2	1,67%	2	0,57%	2	1,50%	0	0%	5	1,40%
Vots en blanc	6	0,88%	2	1,67%	2	0,57%	0	0%	2	1,37%	2	0,56%
Vots a candidatures	661	96,92%	116	96,66%	347	98,86%	131	98,50%	144	98,63%	349	98,04%

### Candidatures

CiU	349	52,32%	67	56,77%	187	53,58%	58	44,27%	81	55,47%	96	27,35%
Esquerra-Cat Sí	152	22,78%	21	17,79%	67	19,19%	41	31,29%	27	18,49%	51	14,52%
PSC	31	4,64%	2	1,69%	12	3,43%	7	5,34%	1	0,68%	87	24,78%
P.P.	25	3,74%	5	4,23%	5	1,43%	8	6,10%	8	5,47%	42	11,96%
ICV-EUiA	27	4,04%	3	2,54%	19	5,44%	5	3,81%	5	3,42%	18	5,12%
CUP-Alternativa d'Esquerres	21	3,14%	6	5,08%	33	9,45%	7	5,34%	12	8,21%	10	2,84%
C's	17	2,54%	6	5,08%	7	2,00%	1	0,76%	0	0%	18	5,12%
SI	16	2,39%	2	1,69%	6	1,71%	1	0,76%	8	5,47%	3	0,85%
PxC	17	2,54%	1	0,84%	0	0%	0	0%	0	0%	19	5,41%
Eb	1	0,14%	2	1,69%	3	0,85%	0	0%	0	0%	1	0,28%
PACMA	2	0,29%	1	0,84%	5	1,43%	2	1,52%	1	0,68%	3	0,85%
PIRATA.CAT	1	0,14%	0	0%	0	0%	0	0%	0	0%	1	0,28%
FARTS.cat	0	0%	0	0%	2	0,57%	0	0%	1	0,68%	0	0%
UPyD	1	0,14%	0	0%	1	0,28%	1	0,76%	0	0%	0	0%
PRE-IR	1	0,14%	0	0%	0	0%	0	0%	0	0%	0	0%
U.C.E.	0	0%	0	0%	0	0%	0	0%	0	0%	0	0%

## Municipis de Girona

	<b>Sant Mori</b>		<b>Sant Pau de Segúries</b>		<b>Sant Pere Pescador</b>		<b>Santa Coloma de Farners</b>		<b>Santa Cristina d'Aro</b>		<b>Santa Llogaia d'Àlguema</b>	
<b>Escurtat</b>	<b>100%</b>		<b>100%</b>		<b>100%</b>		<b>100%</b>		<b>100%</b>		<b>100%</b>	
Total votants	103	76,30%	434	78,77%	800	74,49%	5.730	70,80%	2.305	70,15%	197	76,65%
Abstenció	32	23,70%	117	21,23%	274	25,51%	2.363	29,20%	981	29,85%	60	23,35%
Vots nuls	0	0%	3	0,69%	1	0,13%	39	0,68%	32	1,39%	0	0%
Vots en blanc	3	2,91%	7	1,61%	5	0,63%	68	1,19%	23	1,00%	3	1,52%
Vots a candidatures	100	97,09%	424	97,70%	794	99,24%	5.623	98,13%	2.250	97,61%	194	98,48%

### Candidatures

CiU	49	47,57%	256	59,39%	411	51,43%	2.847	50,02%	1.021	44,91%	62	31,47%
Esquerra-Cat Sí	22	21,35%	77	17,86%	177	22,15%	1.122	19,71%	344	15,13%	14	7,10%
PSC	1	0,97%	21	4,87%	47	5,88%	414	7,27%	203	8,93%	47	23,85%
P.P.	14	13,59%	26	6,03%	52	6,50%	372	6,53%	256	11,26%	35	17,76%
ICV-EUiA	2	1,94%	16	3,71%	28	3,50%	264	4,63%	134	5,89%	14	7,10%
CUP-Alternativa d'Esqueres	4	3,88%	12	2,78%	36	4,50%	226	3,97%	38	1,67%	0	0%
C's	1	0,97%	4	0,92%	11	1,37%	165	2,89%	112	4,92%	12	6,09%
SI	0	0%	8	1,85%	24	3,00%	80	1,40%	54	2,37%	0	0%
PxC	4	3,88%	1	0,23%	1	0,12%	41	0,72%	31	1,36%	3	1,52%
Eb	0	0%	0	0%	1	0,12%	23	0,40%	9	0,39%	0	0%
PACMA	1	0,97%	2	0,46%	4	0,50%	31	0,54%	20	0,87%	0	0%
PIRATA.CAT	0	0%	0	0%	0	0%	17	0,29%	8	0,35%	5	2,53%
FARTS.cat	0	0%	1	0,23%	0	0%	4	0,07%	15	0,65%	2	1,01%
UPyD	0	0%	0	0%	1	0,12%	9	0,15%	4	0,17%	0	0%
PRE-IR	1	0,97%	0	0%	0	0%	7	0,12%	1	0,04%	0	0%
U.C.E.	1	0,97%	0	0%	1	0,12%	1	0,01%	0	0%	0	0%

	<b>Santa Pau</b>		<b>Sarrià de Ter</b>		<b>Saus, Camallera i Llampaies</b>		<b>Selva de Mar, la</b>		<b>Serinyà</b>		<b>Serra de Daró</b>	
<b>Escurtat</b>	<b>100%</b>		<b>100%</b>		<b>100%</b>		<b>100%</b>		<b>100%</b>		<b>100%</b>	
Total votants	996	77,69%	2.750	74,99%	472	80,27%	130	79,27%	647	79,10%	130	84,42%
Abstenció	286	22,31%	917	25,01%	116	19,73%	34	20,73%	171	20,90%	24	15,58%
Vots nuls	6	0,60%	28	1,02%	3	0,64%	0	0%	2	0,31%	1	0,77%
Vots en blanc	7	0,70%	37	1,35%	5	1,06%	4	3,08%	10	1,55%	3	2,31%
Vots a candidatures	983	98,70%	2.685	97,63%	464	98,30%	126	96,92%	635	98,14%	126	96,92%

### Candidatures

CiU	567	57,27%	858	31,52%	227	48,40%	73	56,15%	329	51,00%	87	67,44%
Esquerra-Cat Sí	231	23,33%	742	27,25%	97	20,68%	22	16,92%	161	24,96%	21	16,27%
PSC	30	3,03%	356	13,07%	25	5,33%	3	2,30%	28	4,34%	1	0,77%
P.P.	33	3,33%	229	8,41%	19	4,05%	3	2,30%	27	4,18%	3	2,32%
ICV-EUiA	29	2,92%	165	6,06%	36	7,67%	10	7,69%	25	3,87%	3	2,32%
CUP-Alternativa d'Esqueres	54	5,45%	94	3,45%	40	8,52%	8	6,15%	36	5,58%	5	3,87%
C's	8	0,80%	115	4,22%	10	2,13%	0	0%	4	0,62%	0	0%
SI	14	1,41%	41	1,50%	3	0,63%	4	3,07%	17	2,63%	5	3,87%
PxC	3	0,30%	26	0,95%	2	0,42%	0	0%	4	0,62%	0	0%
Eb	10	1,01%	23	0,84%	3	0,63%	2	1,53%	2	0,31%	1	0,77%
PACMA	0	0%	13	0,47%	2	0,42%	0	0%	1	0,15%	0	0%
PIRATA.CAT	2	0,20%	6	0,22%	0	0%	0	0%	1	0,15%	0	0%
FARTS.cat	1	0,10%	7	0,25%	0	0%	0	0%	0	0%	0	0%
UPyD	0	0%	6	0,22%	0	0%	0	0%	0	0%	0	0%
PRE-IR	1	0,10%	2	0,07%	0	0%	1	0,76%	0	0%	0	0%
U.C.E.	0	0%	2	0,07%	0	0%	0	0%	0	0%	0	0%

## Municipis de Girona

	Setcases		Sils		Siurana		Susqueda		Tallada d'Empordà, la		Terrades	
<b>Escurtat</b>	<b>100%</b>		<b>100%</b>		<b>100%</b>		<b>100%</b>		<b>100%</b>		<b>100%</b>	
Total votants	119	83,22%	2.638	65,75%	100	76,34%	64	78,05%	264	79,76%	163	79,90%
Abstenció	24	16,78%	1.374	34,25%	31	23,66%	18	21,95%	67	20,24%	41	20,10%
Vots nuls	0	0%	13	0,49%	2	2,00%	1	1,56%	2	0,76%	0	0%
Vots en blanc	1	0,84%	33	1,25%	3	3,00%	1	1,56%	0	0%	4	2,45%
Vots a candidatures	118	99,16%	2.592	98,26%	95	95,00%	62	96,88%	262	99,24%	159	97,55%

### Candidatures

CiU	85	71,42%	1.040	39,61%	48	48,97%	28	44,44%	136	51,90%	76	46,62%
Esquerra-Cat Sí	14	11,76%	381	14,51%	22	22,44%	26	41,26%	62	23,66%	31	19,01%
PSC	5	4,20%	293	11,16%	0	0%	1	1,58%	11	4,19%	3	1,84%
P.P.	7	5,88%	316	12,03%	6	6,12%	2	3,17%	8	3,05%	14	8,58%
ICV-EUiA	2	1,68%	172	6,55%	3	3,06%	1	1,58%	23	8,77%	12	7,36%
CUP-Alternativa d'Esquerres	0	0%	84	3,20%	4	4,08%	0	0%	16	6,10%	8	4,90%
C's	1	0,84%	160	6,09%	4	4,08%	1	1,58%	1	0,38%	6	3,68%
SI	3	2,52%	54	2,05%	4	4,08%	1	1,58%	1	0,38%	2	1,22%
PxC	1	0,84%	19	0,72%	0	0%	0	0%	2	0,76%	3	1,84%
Eb	0	0%	22	0,83%	2	2,04%	0	0%	0	0%	2	1,22%
PACMA	0	0%	12	0,45%	1	1,02%	2	3,17%	0	0%	1	0,61%
PIRATA.CAT	0	0%	8	0,30%	0	0%	0	0%	0	0%	0	0%
FARTS.cat	0	0%	16	0,60%	0	0%	0	0%	2	0,76%	0	0%
UPyD	0	0%	12	0,45%	0	0%	0	0%	0	0%	1	0,61%
PRE-IR	0	0%	2	0,07%	1	1,02%	0	0%	0	0%	0	0%
U.C.E.	0	0%	1	0,03%	0	0%	0	0%	0	0%	0	0%

	Torrent		Torroella de Fluvià		Torroella de Montgrí		Tortellà		Toses		Tossa de Mar	
<b>Escurtat</b>	<b>100%</b>		<b>100%</b>		<b>100%</b>		<b>100%</b>		<b>100%</b>		<b>100%</b>	
Total votants	110	78,01%	303	71,80%	4.818	71,69%	466	76,02%	105	83,33%	2.600	68,31%
Abstenció	31	21,99%	119	28,20%	1.903	28,31%	147	23,98%	21	16,67%	1.206	31,69%
Vots nuls	1	0,91%	3	0,99%	35	0,73%	10	2,15%	0	0%	41	1,58%
Vots en blanc	2	1,82%	1	0,33%	58	1,20%	7	1,50%	1	0,95%	32	1,23%
Vots a candidatures	107	97,27%	299	98,68%	4.725	98,07%	449	96,35%	104	99,05%	2.527	97,19%

### Candidatures

CiU	64	58,71%	133	44,33%	2.161	45,18%	210	46,05%	67	63,80%	998	38,99%
Esquerra-Cat Sí	16	14,67%	54	18,00%	930	19,44%	107	23,46%	23	21,90%	475	18,56%
PSC	9	8,25%	27	9,00%	363	7,58%	34	7,45%	1	0,95%	299	11,68%
P.P.	5	4,58%	18	6,00%	441	9,22%	18	3,94%	3	2,85%	288	11,25%
ICV-EUiA	3	2,75%	18	6,00%	241	5,03%	25	5,48%	0	0%	174	6,79%
CUP-Alternativa d'Esquerres	8	7,33%	12	4,00%	209	4,36%	39	8,55%	5	4,76%	42	1,64%
C's	1	0,91%	18	6,00%	116	2,42%	5	1,09%	1	0,95%	138	5,39%
SI	0	0%	8	2,66%	102	2,13%	4	0,87%	0	0%	31	1,21%
PxC	1	0,91%	2	0,66%	96	2,00%	0	0%	0	0%	4	0,15%
Eb	0	0%	1	0,33%	18	0,37%	2	0,43%	2	1,90%	8	0,31%
PACMA	0	0%	2	0,66%	11	0,22%	1	0,21%	1	0,95%	16	0,62%
PIRATA.CAT	0	0%	1	0,33%	24	0,50%	1	0,21%	1	0,95%	26	1,01%
FARTS.cat	0	0%	2	0,66%	3	0,06%	2	0,43%	0	0%	7	0,27%
UPyD	0	0%	2	0,66%	7	0,14%	1	0,21%	0	0%	11	0,42%
PRE-IR	0	0%	1	0,33%	2	0,04%	0	0%	0	0%	5	0,19%
U.C.E.	0	0%	0	0%	1	0,02%	0	0%	0	0%	5	0,19%

## Municipis de Girona

	Ullà		Ullastret		Ultramort		Urús		Vajol, la		Vall de Bianya, la	
<b>Escurtat</b>	<b>100%</b>		<b>100%</b>		<b>100%</b>		<b>100%</b>		<b>100%</b>		<b>100%</b>	
Total votants	389	72,17%	164	82,00%	131	78,92%	119	76,77%	47	79,66%	755	74,02%
Abstenció	150	27,83%	36	18,00%	35	21,08%	36	23,23%	12	20,34%	265	25,98%
Vots nuls	4	1,03%	1	0,61%	1	0,76%	1	0,84%	0	0%	3	0,40%
Vots en blanc	5	1,29%	2	1,22%	0	0%	0	0%	0	0%	13	1,72%
Vots a candidatures	380	97,68%	161	98,17%	130	99,24%	118	99,16%	47	100%	739	97,88%

### Candidatures

CiU	174	45,19%	89	54,60%	80	61,53%	77	65,25%	19	40,42%	433	57,57%
Esquerra-Cat Sí	55	14,28%	37	22,69%	20	15,38%	12	10,16%	14	29,78%	125	16,62%
PSC	41	10,64%	4	2,45%	6	4,61%	2	1,69%	0	0%	28	3,72%
P.P.	41	10,64%	2	1,22%	3	2,30%	6	5,08%	4	8,51%	32	4,25%
ICV-EUiA	13	3,37%	7	4,29%	3	2,30%	8	6,77%	0	0%	30	3,98%
CUP-Alternativa d'Esquerres	17	4,41%	17	10,42%	14	10,76%	5	4,23%	1	2,12%	56	7,44%
C's	11	2,85%	0	0%	3	2,30%	3	2,54%	6	12,76%	12	1,59%
SI	14	3,63%	3	1,84%	0	0%	3	2,54%	1	2,12%	14	1,86%
PxC	12	3,11%	1	0,61%	1	0,76%	2	1,69%	1	2,12%	5	0,66%
Eb	1	0,25%	0	0%	0	0%	0	0%	0	0%	1	0,13%
PACMA	0	0%	1	0,61%	0	0%	0	0%	0	0%	1	0,13%
PIRATA.CAT	1	0,25%	0	0%	0	0%	0	0%	0	0%	1	0,13%
FARTS.cat	0	0%	0	0%	0	0%	0	0%	0	0%	0	0%
UPyD	0	0%	0	0%	0	0%	0	0%	0	0%	0	0%
PRE-IR	0	0%	0	0%	0	0%	0	0%	1	2,12%	0	0%
U.C.E.	0	0%	0	0%	0	0%	0	0%	0	0%	1	0,13%

	Vall d'en Bas, la		Vallfogona de Ripollès		Vall-llobrega		Ventalló		Verges		Vidrà	
<b>Escurtat</b>	<b>100%</b>		<b>100%</b>		<b>100%</b>		<b>100%</b>		<b>100%</b>		<b>100%</b>	
Total votants	1.933	81,15%	159	82,38%	480	78,82%	390	74,14%	713	83,78%	113	88,98%
Abstenció	449	18,85%	34	17,62%	129	21,18%	136	25,86%	138	16,22%	14	11,02%
Vots nuls	7	0,36%	0	0%	2	0,42%	7	1,79%	3	0,42%	1	0,88%
Vots en blanc	18	0,93%	0	0%	7	1,46%	4	1,03%	15	2,10%	2	1,77%
Vots a candidatures	1.908	98,71%	159	100%	471	98,12%	379	97,18%	695	97,48%	110	97,35%

### Candidatures

CiU	1.102	57,21%	82	51,57%	200	41,84%	212	55,35%	388	54,64%	72	64,28%
Esquerra-Cat Sí	475	24,66%	54	33,96%	98	20,50%	64	16,71%	151	21,26%	26	23,21%
PSC	48	2,49%	1	0,62%	29	6,06%	6	1,56%	24	3,38%	1	0,89%
P.P.	63	3,27%	1	0,62%	43	8,99%	39	10,18%	31	4,36%	2	1,78%
ICV-EUiA	76	3,94%	1	0,62%	36	7,53%	16	4,17%	26	3,66%	1	0,89%
CUP-Alternativa d'Esquerres	86	4,46%	13	8,17%	11	2,30%	16	4,17%	45	6,33%	6	5,35%
C's	6	0,31%	2	1,25%	17	3,55%	5	1,30%	7	0,98%	1	0,89%
SI	26	1,34%	4	2,51%	14	2,92%	11	2,87%	16	2,25%	0	0%
PxC	12	0,62%	0	0%	8	1,67%	3	0,78%	4	0,56%	0	0%
Eb	7	0,36%	0	0%	5	1,04%	1	0,26%	0	0%	1	0,89%
PACMA	3	0,15%	0	0%	2	0,41%	2	0,52%	1	0,14%	0	0%
PIRATA.CAT	2	0,10%	0	0%	1	0,20%	1	0,26%	0	0%	0	0%
FARTS.cat	1	0,05%	1	0,62%	3	0,62%	2	0,52%	0	0%	0	0%
UPyD	0	0%	0	0%	0	0%	0	0%	2	0,28%	0	0%
PRE-IR	1	0,05%	0	0%	4	0,83%	1	0,26%	0	0%	0	0%
U.C.E.	0	0%	0	0%	0	0%	0	0%	0	0%	0	0%

## Municipis de Girona

	Vidreses		Vilabertran		Vilablareix		Viladamat		Viladasens		Vilademuls	
Escurtat	100%		100%		100%		100%		100%		100%	
Total votants	3.437	65,43%	515	73,78%	1.550	79,73%	300	87,46%	132	83,54%	438	75,26%
Abstenció	1.816	34,57%	183	26,22%	394	20,27%	43	12,54%	26	16,46%	144	24,74%
Vots nuls	24	0,70%	7	1,36%	16	1,03%	2	0,67%	0	0%	2	0,46%
Vots en blanc	45	1,31%	4	0,78%	21	1,35%	2	0,67%	0	0%	8	1,83%
Vots a candidatures	3.368	97,99%	504	97,86%	1.513	97,62%	296	98,66%	132	100%	428	97,71%

### Candidatures

CiU	1.438	42,13%	280	55,11%	628	40,93%	128	42,95%	59	44,69%	223	51,14%
Esquerra-Cat Sí	565	16,55%	92	18,11%	390	25,42%	54	18,12%	23	17,42%	102	23,39%
PSC	345	10,10%	26	5,11%	114	7,43%	12	4,02%	3	2,27%	9	2,06%
P.P.	333	9,75%	34	6,69%	99	6,45%	11	3,69%	7	5,30%	21	4,81%
ICV-EUiA	200	5,85%	25	4,92%	89	5,80%	4	1,34%	3	2,27%	8	1,83%
CUP-Alternativa d'Esquerres	119	3,48%	21	4,13%	39	2,54%	75	25,16%	15	11,36%	46	10,55%
C's	177	5,18%	12	2,36%	79	5,14%	4	1,34%	1	0,75%	4	0,91%
SI	54	1,58%	5	0,98%	26	1,69%	5	1,67%	19	14,39%	10	2,29%
PxC	42	1,23%	3	0,59%	14	0,91%	0	0%	0	0%	0	0%
Eb	24	0,70%	2	0,39%	15	0,97%	0	0%	0	0%	1	0,22%
PACMA	18	0,52%	3	0,59%	8	0,52%	0	0%	0	0%	2	0,45%
PIRATA.CAT	12	0,35%	1	0,19%	7	0,45%	3	1,00%	1	0,75%	1	0,22%
FARTS.cat	12	0,35%	0	0%	2	0,13%	0	0%	0	0%	1	0,22%
UPyD	17	0,49%	0	0%	0	0%	0	0%	0	0%	0	0%
PRE-IR	9	0,26%	0	0%	3	0,19%	0	0%	1	0,75%	0	0%
U.C.E.	3	0,08%	0	0%	0	0%	0	0%	0	0%	0	0%

	Viladrau		Vilafant		Vilajuïga		Vilallonga de Ter		Vilamacolum		Vilamalla	
Escurtat	100%		100%		100%		100%		100%		100%	
Total votants	654	82,37%	2.879	69,71%	586	71,64%	265	77,71%	153	75,00%	598	70,19%
Abstenció	140	17,63%	1.251	30,29%	232	28,36%	76	22,29%	51	25,00%	254	29,81%
Vots nuls	3	0,46%	20	0,69%	4	0,68%	6	2,26%	0	0%	2	0,33%
Vots en blanc	5	0,76%	58	2,01%	5	0,85%	4	1,51%	1	0,65%	8	1,34%
Vots a candidatures	646	98,78%	2.801	97,30%	577	98,47%	255	96,23%	152	99,35%	588	98,33%

### Candidatures

CiU	381	58,52%	956	33,43%	199	34,19%	164	63,32%	86	56,20%	215	36,07%
Esquerra-Cat Sí	152	23,34%	402	14,06%	140	24,05%	54	20,84%	34	22,22%	39	6,54%
PSC	16	2,45%	365	12,76%	69	11,85%	7	2,70%	6	3,92%	62	10,40%
P.P.	31	4,76%	455	15,91%	48	8,24%	13	5,01%	11	7,18%	123	20,63%
ICV-EUiA	20	3,07%	132	4,61%	39	6,70%	6	2,31%	0	0%	26	4,36%
CUP-Alternativa d'Esquerres	23	3,53%	119	4,16%	32	5,49%	5	1,93%	6	3,92%	12	2,01%
C's	11	1,68%	151	5,28%	19	3,26%	2	0,77%	4	2,61%	58	9,73%
SI	4	0,61%	56	1,95%	12	2,06%	2	0,77%	5	3,26%	11	1,84%
PxC	1	0,15%	84	2,93%	13	2,23%	1	0,38%	0	0%	26	4,36%
Eb	1	0,15%	20	0,69%	2	0,34%	1	0,38%	0	0%	7	1,17%
PACMA	1	0,15%	14	0,48%	1	0,17%	0	0%	0	0%	5	0,83%
PIRATA.CAT	2	0,30%	18	0,62%	1	0,17%	0	0%	0	0%	0	0%
FARTS.cat	0	0%	5	0,17%	2	0,34%	0	0%	0	0%	3	0,50%
UPyD	0	0%	11	0,38%	0	0%	0	0%	0	0%	0	0%
PRE-IR	3	0,46%	8	0,27%	0	0%	0	0%	0	0%	0	0%
U.C.E.	0	0%	5	0,17%	0	0%	0	0%	0	0%	1	0,16%



## Municipis de Girona

	Vilamaniscle		Vilanant		Vila-sacra		Vilaür		Vilobí d'Onyar		Vilopriu	
Escurtat	100%		100%		100%		100%		100%		100%	
Total votants	89	81,65%	220	77,46%	363	78,06%	88	83,02%	1.771	79,67%	119	78,29%
Abstenció	20	18,35%	64	22,54%	102	21,94%	18	16,98%	452	20,33%	33	21,71%
Vots nuls	0	0%	1	0,45%	4	1,10%	0	0%	16	0,90%	0	0%
Vots en blanc	0	0%	0	0%	6	1,65%	0	0%	21	1,19%	1	0,84%
Vots a candidatures	89	100%	219	99,55%	353	97,25%	88	100%	1.734	97,91%	118	99,16%

### Candidatures

CiU	47	52,80%	116	52,96%	171	47,63%	51	57,95%	965	54,98%	56	47,05%
Esquerra-Cat Sí	27	30,33%	52	23,74%	49	13,64%	22	25,00%	332	18,91%	30	25,21%
PSC	2	2,24%	12	5,47%	34	9,47%	1	1,13%	99	5,64%	9	7,56%
P.P.	3	3,37%	20	9,13%	34	9,47%	2	2,27%	112	6,38%	2	1,68%
ICV-EUiA	6	6,74%	6	2,73%	4	1,11%	5	5,68%	55	3,13%	8	6,72%
CUP-Alternativa d'Esqueres	0	0%	4	1,82%	7	1,94%	7	7,95%	70	3,98%	8	6,72%
C's	0	0%	3	1,36%	23	6,40%	0	0%	41	2,33%	1	0,84%
SI	2	2,24%	2	0,91%	14	3,89%	0	0%	26	1,48%	2	1,68%
PxC	1	1,12%	3	1,36%	7	1,94%	0	0%	12	0,68%	0	0%
Eb	0	0%	1	0,45%	3	0,83%	0	0%	3	0,17%	1	0,84%
PACMA	0	0%	0	0%	4	1,11%	0	0%	11	0,62%	0	0%
PIRATA.CAT	1	1,12%	0	0%	1	0,27%	0	0%	3	0,17%	1	0,84%
FARTS.cat	0	0%	0	0%	1	0,27%	0	0%	2	0,11%	0	0%
UPyD	0	0%	0	0%	0	0%	0	0%	3	0,17%	0	0%
PRE-IR	0	0%	0	0%	0	0%	0	0%	0	0%	0	0%
U.C.E.	0	0%	0	0%	1	0,27%	0	0%	0	0%	0	0%



## Municipis de Lleida

	Residents absents		Abella de la Conca		Àger		Agramunt		Aitona		Alamús, els	
Escurtat	100%		100%		100%		100%		100%		100%	
Total votants	902	7,13%	84	60,87%	341	72,25%	2.592	67,57%	1.171	73,69%	421	76,41%
Abstenció	11.747	92,87%	54	39,13%	131	27,75%	1.244	32,43%	418	26,31%	130	23,59%
Vots nuls	4	0,44%	0	0%	4	1,17%	11	0,42%	31	2,65%	5	1,19%
Vots en blanc	7	0,78%	3	3,57%	1	0,29%	58	2,24%	25	2,13%	7	1,66%
Vots a candidatures	891	98,78%	81	96,43%	336	98,54%	2.523	97,34%	1.115	95,22%	409	97,15%

### Candidatures

CiU	404	44,98%	47	55,95%	157	46,58%	1.248	48,35%	585	51,31%	209	50,24%
ERC-Cat Sí	187	20,82%	17	20,23%	90	26,70%	553	21,42%	205	17,98%	106	25,48%
PP	81	9,02%	0	0%	32	9,49%	249	9,64%	182	15,96%	23	5,52%
PSC	82	9,13%	4	4,76%	10	2,96%	196	7,59%	57	5,00%	36	8,65%
ICV-EUiA	56	6,23%	7	8,33%	10	2,96%	96	3,71%	24	2,10%	11	2,64%
C's	18	2,00%	0	0%	2	0,59%	58	2,24%	6	0,52%	3	0,72%
CUP-Alternativa d'Esquerres	17	1,89%	4	4,76%	31	9,19%	49	1,89%	18	1,57%	9	2,16%
SI	18	2,00%	0	0%	2	0,59%	47	1,82%	29	2,54%	2	0,48%
Eb	7	0,77%	0	0%	1	0,29%	8	0,30%	0	0%	3	0,72%
PxC	1	0,11%	0	0%	0	0%	5	0,19%	4	0,35%	0	0%
PACMA	5	0,55%	1	1,19%	1	0,29%	3	0,11%	1	0,08%	2	0,48%
PIRATA.CAT	7	0,77%	1	1,19%	0	0%	5	0,19%	0	0%	2	0,48%
FARTS.cat	1	0,11%	0	0%	0	0%	3	0,11%	2	0,17%	0	0%
UPyD	4	0,44%	0	0%	0	0%	2	0,07%	2	0,17%	3	0,72%
PRE-IR	3	0,33%	0	0%	0	0%	1	0,03%	0	0%	0	0%
U.C.E.	0	0%	0	0%	0	0%	0	0%	0	0%	0	0%

	Alàs i Cerc		Albagés, l'		Albatàrrec		Albesa		Albi, l'		Alcanó	
Escurtat	100%		100%		100%		100%		100%		100%	
Total votants	216	73,22%	255	72,03%	932	68,38%	904	77,53%	499	74,04%	138	65,71%
Abstenció	79	26,78%	99	27,97%	431	31,62%	262	22,47%	175	25,96%	72	34,29%
Vots nuls	4	1,85%	2	0,78%	16	1,72%	3	0,33%	6	1,20%	2	1,45%
Vots en blanc	6	2,78%	6	2,35%	24	2,58%	16	1,77%	9	1,80%	9	6,52%
Vots a candidatures	206	95,37%	247	96,87%	892	95,70%	885	97,90%	484	97,00%	127	92,03%

### Candidatures

CiU	121	57,07%	71	28,06%	413	45,08%	505	56,04%	252	51,11%	53	38,97%
ERC-Cat Sí	40	18,86%	67	26,48%	140	15,28%	159	17,64%	104	21,09%	45	33,08%
PP	11	5,18%	37	14,62%	102	11,13%	97	10,76%	61	12,37%	6	4,41%
PSC	16	7,54%	37	14,62%	87	9,49%	42	4,66%	26	5,27%	9	6,61%
ICV-EUiA	8	3,77%	9	3,55%	49	5,34%	30	3,32%	14	2,83%	3	2,20%
C's	0	0%	5	1,97%	41	4,47%	19	2,10%	12	2,43%	3	2,20%
CUP-Alternativa d'Esquerres	6	2,83%	9	3,55%	18	1,96%	11	1,22%	10	2,02%	6	4,41%
SI	0	0%	3	1,18%	10	1,09%	6	0,66%	1	0,20%	0	0%
Eb	2	0,94%	2	0,79%	5	0,54%	7	0,77%	0	0%	0	0%
PxC	0	0%	3	1,18%	4	0,43%	0	0%	0	0%	0	0%
PACMA	2	0,94%	0	0%	7	0,76%	2	0,22%	2	0,40%	0	0%
PIRATA.CAT	0	0%	1	0,39%	4	0,43%	2	0,22%	1	0,20%	1	0,73%
FARTS.cat	0	0%	2	0,79%	0	0%	2	0,22%	0	0%	1	0,73%
UPyD	0	0%	1	0,39%	7	0,76%	0	0%	0	0%	0	0%
PRE-IR	0	0%	0	0%	4	0,43%	3	0,33%	1	0,20%	0	0%
U.C.E.	0	0%	0	0%	1	0,10%	0	0%	0	0%	0	0%

## Municipis de Lleida

	Alcarràs		Alcoletge		Alfarràs		Alfés		Algerri		Alguaire	
Escurtat	<b>100%</b>		<b>100%</b>		<b>100%</b>		<b>100%</b>		<b>100%</b>		<b>100%</b>	
Total votants	3.405	64,44%	1.510	67,23%	1.357	60,77%	188	73,15%	263	69,03%	1.498	68,62%
Abstenció	1.879	35,56%	736	32,77%	876	39,23%	69	26,85%	118	30,97%	685	31,38%
Vots nuls	39	1,15%	22	1,46%	17	1,25%	4	2,13%	2	0,76%	19	1,27%
Vots en blanc	60	1,76%	28	1,85%	31	2,28%	4	2,13%	3	1,14%	15	1,00%
Vots a candidatures	3.306	97,09%	1.460	96,69%	1.309	96,47%	180	95,74%	258	98,10%	1.464	97,73%

### Candidatures

CiU	1.435	42,63%	546	36,69%	484	36,11%	88	47,82%	132	50,57%	713	48,20%
ERC-Cat Sí	705	20,94%	277	18,61%	171	12,76%	52	28,26%	59	22,60%	335	22,65%
PP	416	12,35%	153	10,28%	155	11,56%	6	3,26%	20	7,66%	96	6,49%
PSC	280	8,31%	167	11,22%	268	20,00%	8	4,34%	14	5,36%	154	10,41%
ICV-EUiA	141	4,18%	104	6,98%	97	7,23%	4	2,17%	16	6,13%	63	4,25%
C's	102	3,03%	91	6,11%	44	3,28%	1	0,54%	4	1,53%	5	0,33%
CUP-Alternativa d'Esquerres	47	1,39%	31	2,08%	32	2,38%	16	8,69%	10	3,83%	44	2,97%
SI	56	1,66%	25	1,68%	22	1,64%	5	2,71%	1	0,38%	17	1,14%
Eb	33	0,98%	11	0,73%	5	0,37%	0	0%	0	0%	15	1,01%
PxC	38	1,12%	23	1,54%	7	0,52%	0	0%	0	0%	7	0,47%
PACMA	14	0,41%	10	0,67%	3	0,22%	0	0%	2	0,76%	4	0,27%
PIRATA.CAT	13	0,38%	12	0,80%	2	0,14%	0	0%	0	0%	3	0,20%
FARTS.cat	9	0,26%	5	0,33%	10	0,74%	0	0%	0	0%	3	0,20%
UPyD	10	0,29%	4	0,26%	1	0,07%	0	0%	0	0%	1	0,06%
PRE-IR	4	0,11%	1	0,06%	8	0,59%	0	0%	0	0%	3	0,20%
U.C.E.	3	0,08%	0	0%	0	0%	0	0%	0	0%	1	0,06%

	Alins		Almacelles		Almatret		Almenar		Alòs de Balaguer		Alpicat	
Escurtat	<b>100%</b>		<b>100%</b>		<b>100%</b>		<b>100%</b>		<b>100%</b>		<b>100%</b>	
Total votants	192	77,73%	2.925	63,79%	232	74,60%	1.725	64,22%	79	67,52%	3.258	72,66%
Abstenció	55	22,27%	1.660	36,21%	79	25,40%	961	35,78%	38	32,48%	1.226	27,34%
Vots nuls	2	1,04%	39	1,33%	3	1,29%	16	0,93%	0	0%	41	1,26%
Vots en blanc	4	2,08%	85	2,91%	2	0,86%	33	1,91%	0	0%	79	2,42%
Vots a candidatures	186	96,88%	2.801	95,76%	227	97,85%	1.676	97,16%	79	100%	3.138	96,32%

### Candidatures

CiU	97	51,05%	1.083	37,52%	110	48,03%	808	47,27%	61	77,21%	1.383	42,99%
ERC-Cat Sí	56	29,47%	398	13,79%	58	25,32%	340	19,89%	10	12,65%	467	14,51%
PP	2	1,05%	441	15,28%	31	13,53%	121	7,08%	0	0%	397	12,34%
PSC	15	7,89%	388	13,44%	10	4,36%	169	9,88%	1	1,26%	268	8,33%
ICV-EUiA	7	3,68%	214	7,41%	6	2,62%	84	4,91%	2	2,53%	176	5,47%
C's	0	0%	103	3,56%	4	1,74%	41	2,39%	0	0%	181	5,62%
CUP-Alternativa d'Esquerres	6	3,15%	83	2,87%	4	1,74%	53	3,10%	3	3,79%	125	3,88%
SI	3	1,57%	21	0,72%	4	1,74%	30	1,75%	1	1,26%	24	0,74%
Eb	0	0%	23	0,79%	0	0%	16	0,93%	0	0%	41	1,27%
PxC	0	0%	12	0,41%	0	0%	2	0,11%	0	0%	14	0,43%
PACMA	0	0%	6	0,20%	0	0%	2	0,11%	1	1,26%	17	0,52%
PIRATA.CAT	0	0%	4	0,13%	0	0%	1	0,05%	0	0%	11	0,34%
FARTS.cat	0	0%	15	0,51%	0	0%	3	0,17%	0	0%	17	0,52%
UPyD	0	0%	1	0,03%	0	0%	1	0,05%	0	0%	14	0,43%
PRE-IR	0	0%	7	0,24%	0	0%	4	0,23%	0	0%	2	0,06%
U.C.E.	0	0%	2	0,06%	0	0%	1	0,05%	0	0%	1	0,03%

## Municipis de Lleida

	Alt Àneu		Anglesola		Arbeca		Arres		Arsèguel		Artesa de Lleida	
<b>Escurtat</b>	<b>100%</b>		<b>100%</b>		<b>100%</b>		<b>100%</b>		<b>100%</b>		<b>100%</b>	
Total votants	258	70,30%	748	72,98%	1.276	73,84%	37	66,07%	42	63,64%	818	73,43%
Abstenció	109	29,70%	277	27,02%	452	26,16%	19	33,93%	24	36,36%	296	26,57%
Vots nuls	2	0,78%	12	1,60%	18	1,41%	0	0%	1	2,38%	7	0,86%
Vots en blanc	4	1,55%	7	0,94%	12	0,94%	0	0%	0	0%	14	1,71%
Vots a candidatures	252	97,67%	729	97,46%	1.246	97,65%	37	100%	41	97,62%	797	97,43%

### Candidatures

CiU	124	48,43%	369	50,13%	568	45,15%	15	40,54%	13	31,70%	439	54,13%
ERC-Cat Sí	64	25,00%	177	24,04%	258	20,50%	0	0%	22	53,65%	171	21,08%
PP	7	2,73%	51	6,92%	90	7,15%	10	27,02%	0	0%	25	3,08%
PSC	19	7,42%	47	6,38%	194	15,42%	7	18,91%	0	0%	64	7,89%
ICV-EUiA	9	3,51%	24	3,26%	42	3,33%	1	2,70%	0	0%	34	4,19%
C's	2	0,78%	4	0,54%	6	0,47%	4	10,81%	1	2,43%	25	3,08%
CUP-Alternativa d'Esquerres	21	8,20%	26	3,53%	50	3,97%	0	0%	3	7,31%	23	2,83%
SI	3	1,17%	18	2,44%	19	1,51%	0	0%	2	4,87%	4	0,49%
Eb	1	0,39%	3	0,40%	3	0,23%	0	0%	0	0%	3	0,36%
PxC	0	0%	2	0,27%	10	0,79%	0	0%	0	0%	3	0,36%
PACMA	0	0%	1	0,13%	1	0,07%	0	0%	0	0%	1	0,12%
PIRATA.CAT	1	0,39%	3	0,40%	3	0,23%	0	0%	0	0%	1	0,12%
FARTS.cat	0	0%	2	0,27%	0	0%	0	0%	0	0%	0	0%
UPyD	0	0%	0	0%	0	0%	0	0%	0	0%	0	0%
PRE-IR	1	0,39%	2	0,27%	2	0,15%	0	0%	0	0%	3	0,36%
U.C.E.	0	0%	0	0%	0	0%	0	0%	0	0%	1	0,12%

	Artesa de Segre		Aspa		Avellanès i Santa Linya, les		Baix Pallars		Balaguer		Barbens	
<b>Escurtat</b>	<b>100%</b>		<b>100%</b>		<b>100%</b>		<b>100%</b>		<b>100%</b>		<b>100%</b>	
Total votants	1.764	72,77%	144	77,01%	278	71,47%	214	73,54%	7.137	67,71%	466	76,52%
Abstenció	660	27,23%	43	22,99%	111	28,53%	77	26,46%	3.404	32,29%	143	23,48%
Vots nuls	15	0,85%	8	5,56%	2	0,72%	2	0,93%	80	1,12%	5	1,07%
Vots en blanc	26	1,47%	6	4,17%	6	2,16%	4	1,87%	164	2,30%	14	3,00%
Vots a candidatures	1.723	97,68%	130	90,27%	270	97,12%	208	97,20%	6.893	96,58%	447	95,93%

### Candidatures

CiU	971	55,51%	50	36,76%	144	52,17%	90	42,45%	3.002	42,53%	204	44,25%
ERC-Cat Sí	402	22,98%	22	16,17%	60	21,73%	37	17,45%	1.140	16,15%	89	19,30%
PP	118	6,74%	22	16,17%	26	9,42%	7	3,30%	766	10,85%	55	11,93%
PSC	72	4,11%	19	13,97%	13	4,71%	15	7,07%	918	13,00%	41	8,89%
ICV-EUiA	30	1,71%	8	5,88%	10	3,62%	18	8,49%	449	6,36%	19	4,12%
C's	22	1,25%	2	1,47%	0	0%	4	1,88%	184	2,60%	6	1,30%
CUP-Alternativa d'Esquerres	48	2,74%	4	2,94%	10	3,62%	30	14,15%	187	2,64%	21	4,55%
SI	41	2,34%	1	0,73%	5	1,81%	3	1,41%	110	1,55%	7	1,51%
Eb	2	0,11%	0	0%	0	0%	2	0,94%	30	0,42%	1	0,21%
PxC	7	0,40%	0	0%	0	0%	0	0%	47	0,66%	1	0,21%
PACMA	3	0,17%	1	0,73%	0	0%	0	0%	18	0,25%	0	0%
PIRATA.CAT	2	0,11%	0	0%	1	0,36%	1	0,47%	10	0,14%	2	0,43%
FARTS.cat	4	0,22%	1	0,73%	0	0%	1	0,47%	10	0,14%	1	0,21%
UPyD	0	0%	0	0%	0	0%	0	0%	8	0,11%	0	0%
PRE-IR	0	0%	0	0%	1	0,36%	0	0%	12	0,17%	0	0%
U.C.E.	1	0,05%	0	0%	0	0%	0	0%	2	0,02%	0	0%

## Municipis de Lleida

	Baronia de Rialb, la		Bassella		Bausen		Belianes		Bellaguarda		Bellcaire d'Urgell	
Escurtat	100%		100%		100%		100%		100%		100%	
Total votants	159	76,44%	153	80,95%	28	56,00%	331	77,16%	185	68,77%	816	78,76%
Abstenció	49	23,56%	36	19,05%	22	44,00%	98	22,84%	84	31,23%	220	21,24%
Vots nuls	5	3,14%	1	0,65%	1	3,57%	1	0,30%	0	0%	6	0,74%
Vots en blanc	2	1,26%	5	3,27%	3	10,71%	6	1,81%	6	3,24%	17	2,08%
Vots a candidatures	152	95,60%	147	96,08%	24	85,72%	324	97,89%	179	96,76%	793	97,18%

### Candidatures

CiU	109	70,77%	93	61,18%	8	29,62%	152	46,06%	103	55,67%	422	52,09%
ERC-Cat Sí	23	14,93%	19	12,50%	4	14,81%	56	16,96%	24	12,97%	186	22,96%
PP	7	4,54%	20	13,15%	6	22,22%	38	11,51%	10	5,40%	46	5,67%
PSC	0	0%	0	0%	1	3,70%	29	8,78%	22	11,89%	52	6,41%
ICV-EUiA	2	1,29%	7	4,60%	4	14,81%	15	4,54%	8	4,32%	29	3,58%
C's	1	0,64%	1	0,65%	0	0%	3	0,90%	1	0,54%	9	1,11%
CUP-Alternativa d'Esquerres	3	1,94%	2	1,31%	0	0%	24	7,27%	3	1,62%	24	2,96%
SI	3	1,94%	3	1,97%	1	3,70%	7	2,12%	3	1,62%	16	1,97%
Eb	1	0,64%	0	0%	0	0%	0	0%	0	0%	4	0,49%
PxC	0	0%	0	0%	0	0%	0	0%	4	2,16%	1	0,12%
PACMA	2	1,29%	0	0%	0	0%	0	0%	0	0%	1	0,12%
PIRATA.CAT	1	0,64%	1	0,65%	0	0%	0	0%	0	0%	1	0,12%
FARTS.cat	0	0%	1	0,65%	0	0%	0	0%	1	0,54%	0	0%
UPyD	0	0%	0	0%	0	0%	0	0%	0	0%	0	0%
PRE-IR	0	0%	0	0%	0	0%	0	0%	0	0%	2	0,24%
U.C.E.	0	0%	0	0%	0	0%	0	0%	0	0%	0	0%

	Bell-lloc d'Urgell		Bellmunt d'Urgell		Bellpuig		Bellver de Cerdanya		Bellví		Benavent de Segrià	
Escurtat	100%		100%		100%		100%		100%		100%	
Total votants	1.210	73,20%	119	71,69%	2.329	72,04%	1.200	72,25%	1.255	78,10%	806	75,33%
Abstenció	443	26,80%	47	28,31%	904	27,96%	461	27,75%	352	21,90%	264	24,67%
Vots nuls	16	1,32%	0	0%	13	0,56%	14	1,17%	7	0,56%	7	0,87%
Vots en blanc	30	2,48%	0	0%	46	1,98%	17	1,42%	21	1,67%	12	1,49%
Vots a candidatures	1.164	96,20%	119	100%	2.270	97,46%	1.169	97,41%	1.227	97,77%	787	97,64%

### Candidatures

CiU	592	49,58%	68	57,14%	1.106	47,75%	614	51,77%	678	54,32%	369	46,18%
ERC-Cat Sí	236	19,76%	21	17,64%	490	21,15%	232	19,56%	330	26,44%	155	19,39%
PP	94	7,87%	8	6,72%	166	7,16%	70	5,90%	59	4,72%	102	12,76%
PSC	130	10,88%	3	2,52%	124	5,35%	69	5,81%	54	4,32%	62	7,75%
ICV-EUiA	30	2,51%	6	5,04%	109	4,70%	46	3,87%	29	2,32%	34	4,25%
C's	28	2,34%	1	0,84%	23	0,99%	33	2,78%	16	1,28%	23	2,87%
CUP-Alternativa d'Esquerres	22	1,84%	7	5,88%	155	6,69%	50	4,21%	25	2,00%	13	1,62%
SI	11	0,92%	2	1,68%	57	2,46%	31	2,61%	25	2,00%	10	1,25%
Eb	6	0,50%	1	0,84%	9	0,38%	7	0,59%	2	0,16%	6	0,75%
PxC	1	0,08%	1	0,84%	13	0,56%	3	0,25%	3	0,24%	0	0%
PACMA	2	0,16%	0	0%	2	0,08%	1	0,08%	1	0,08%	2	0,25%
PIRATA.CAT	6	0,50%	0	0%	11	0,47%	4	0,33%	1	0,08%	4	0,50%
FARTS.cat	2	0,16%	0	0%	2	0,08%	5	0,42%	0	0%	2	0,25%
UPyD	3	0,25%	0	0%	2	0,08%	2	0,16%	1	0,08%	3	0,37%
PRE-IR	1	0,08%	1	0,84%	1	0,04%	1	0,08%	2	0,16%	1	0,12%
U.C.E.	0	0%	0	0%	0	0%	1	0,08%	1	0,08%	1	0,12%

## Municipis de Lleida

	Biosca		Bòrdes, es		Borges Blanques, les		Bossòst		Bovera		Cabanabona	
Escurtat	100%		100%		100%		100%		100%		100%	
Total votants	132	72,93%	126	61,46%	3.065	69,69%	549	69,14%	176	65,92%	55	63,95%
Abstenció	49	27,07%	79	38,54%	1.333	30,31%	245	30,86%	91	34,08%	31	36,05%
Vots nuls	1	0,76%	2	1,59%	29	0,95%	9	1,64%	2	1,14%	0	0%
Vots en blanc	6	4,55%	1	0,79%	30	0,98%	15	2,73%	2	1,14%	0	0%
Vots a candidatures	125	94,69%	123	97,62%	3.006	98,07%	525	95,63%	172	97,72%	55	100%

### Candidatures

CiU	80	61,06%	40	32,25%	1.556	51,25%	124	22,96%	116	66,66%	31	56,36%
ERC-Cat Sí	14	10,68%	9	7,25%	701	23,08%	24	4,44%	31	17,81%	11	20,00%
PP	13	9,92%	17	13,70%	190	6,25%	154	28,51%	3	1,72%	8	14,54%
PSC	6	4,58%	30	24,19%	201	6,62%	147	27,22%	14	8,04%	1	1,81%
ICV-EUiA	2	1,52%	9	7,25%	102	3,35%	31	5,74%	1	0,57%	0	0%
C's	2	1,52%	6	4,83%	47	1,54%	26	4,81%	2	1,14%	1	1,81%
CUP-Alternativa d'Esquerres	7	5,34%	3	2,41%	112	3,68%	1	0,18%	1	0,57%	1	1,81%
SI	1	0,76%	2	1,61%	41	1,35%	1	0,18%	0	0%	2	3,63%
Eb	0	0%	4	3,22%	12	0,39%	1	0,18%	0	0%	0	0%
PxC	0	0%	1	0,80%	10	0,32%	1	0,18%	1	0,57%	0	0%
PACMA	0	0%	0	0%	15	0,49%	5	0,92%	1	0,57%	0	0%
PIRATA.CAT	0	0%	0	0%	10	0,32%	2	0,37%	2	1,14%	0	0%
FARTS.cat	0	0%	0	0%	2	0,06%	0	0%	0	0%	0	0%
UPyD	0	0%	1	0,80%	2	0,06%	8	1,48%	0	0%	0	0%
PRE-IR	0	0%	0	0%	2	0,06%	0	0%	0	0%	0	0%
U.C.E.	0	0%	1	0,80%	3	0,09%	0	0%	0	0%	0	0%

	Cabó		Camarasa		Canejan		Castell de Mur		Castellar de la Ribera		Castellidans	
Escurtat	100%		100%		100%		100%		100%		100%	
Total votants	47	57,32%	583	73,43%	54	56,25%	116	81,69%	111	88,10%	534	70,08%
Abstenció	35	42,68%	211	26,57%	42	43,75%	26	18,31%	15	11,90%	228	29,92%
Vots nuls	0	0%	9	1,54%	1	1,85%	2	1,72%	0	0%	2	0,37%
Vots en blanc	0	0%	6	1,03%	2	3,70%	1	0,86%	3	2,70%	11	2,06%
Vots a candidatures	47	100%	568	97,43%	51	94,45%	113	97,42%	108	97,30%	521	97,57%

### Candidatures

CiU	36	76,59%	304	52,96%	11	20,75%	58	50,87%	66	59,45%	220	41,35%
ERC-Cat Sí	7	14,89%	112	19,51%	1	1,88%	28	24,56%	30	27,02%	103	19,36%
PP	1	2,12%	46	8,01%	8	15,09%	4	3,50%	1	0,90%	92	17,29%
PSC	0	0%	33	5,74%	20	37,73%	6	5,26%	0	0%	37	6,95%
ICV-EUiA	1	2,12%	37	6,44%	2	3,77%	8	7,01%	2	1,80%	27	5,07%
C's	1	2,12%	11	1,91%	5	9,43%	2	1,75%	0	0%	9	1,69%
CUP-Alternativa d'Esquerres	1	2,12%	17	2,96%	1	1,88%	4	3,50%	5	4,50%	14	2,63%
SI	0	0%	5	0,87%	0	0%	2	1,75%	3	2,70%	14	2,63%
Eb	0	0%	0	0%	0	0%	1	0,87%	0	0%	0	0%
PxC	0	0%	0	0%	0	0%	0	0%	1	0,90%	3	0,56%
PACMA	0	0%	3	0,52%	2	3,77%	0	0%	0	0%	0	0%
PIRATA.CAT	0	0%	0	0%	0	0%	0	0%	0	0%	0	0%
FARTS.cat	0	0%	0	0%	0	0%	0	0%	0	0%	0	0%
UPyD	0	0%	0	0%	0	0%	0	0%	0	0%	0	0%
PRE-IR	0	0%	0	0%	0	0%	0	0%	0	0%	0	0%
U.C.E.	0	0%	0	0%	1	1,88%	0	0%	0	0%	2	0,37%

## Municipis de Lleida

	Castellnou de Seana		Castelló de Farfanya		Castellserà		Cava		Cervera		Cervià de les Garrigues	
Escurtat	100%		100%		100%		100%		100%		100%	
Total votants	416	72,22%	320	68,82%	681	78,28%	45	81,82%	4.092	69,17%	434	69,55%
Abstenció	160	27,78%	145	31,18%	189	21,72%	10	18,18%	1.824	30,83%	190	30,45%
Vots nuls	0	0%	1	0,31%	3	0,44%	0	0%	49	1,20%	3	0,69%
Vots en blanc	5	1,20%	3	0,94%	21	3,08%	0	0%	71	1,74%	9	2,07%
Vots a candidatures	411	98,80%	316	98,75%	657	96,48%	45	100%	3.972	97,06%	422	97,24%

### Candidatures

CiU	276	66,34%	164	51,41%	356	52,50%	28	62,22%	1.856	45,90%	222	51,50%
ERC-Cat Sí	80	19,23%	89	27,89%	132	19,46%	12	26,66%	661	16,34%	92	21,34%
PP	12	2,88%	23	7,21%	34	5,01%	1	2,22%	477	11,79%	16	3,71%
PSC	16	3,84%	15	4,70%	54	7,96%	0	0%	313	7,74%	25	5,80%
ICV-EUiA	9	2,16%	15	4,70%	26	3,83%	1	2,22%	170	4,20%	31	7,19%
C's	1	0,24%	2	0,62%	11	1,62%	0	0%	122	3,01%	3	0,69%
CUP-Alternativa d'Esquerres	9	2,16%	2	0,62%	18	2,65%	3	6,66%	147	3,63%	9	2,08%
SI	4	0,96%	0	0%	17	2,50%	0	0%	119	2,94%	17	3,94%
Eb	0	0%	2	0,62%	1	0,14%	0	0%	23	0,56%	1	0,23%
PxC	1	0,24%	0	0%	0	0%	0	0%	40	0,98%	2	0,46%
PACMA	0	0%	1	0,31%	5	0,73%	0	0%	19	0,46%	1	0,23%
PIRATA.CAT	1	0,24%	3	0,94%	0	0%	0	0%	7	0,17%	0	0%
FARTS.cat	1	0,24%	0	0%	1	0,14%	0	0%	7	0,17%	1	0,23%
UPyD	0	0%	0	0%	0	0%	0	0%	4	0,09%	0	0%
PRE-IR	0	0%	0	0%	2	0,29%	0	0%	4	0,09%	2	0,46%
U.C.E.	1	0,24%	0	0%	0	0%	0	0%	3	0,07%	0	0%

	Ciutadilla		Clariana de Cardener		Cogul, el		Coll de Nargó		Coma i la Pedra, la		Conca de Dalt	
Escurtat	100%		100%		100%		100%		100%		100%	
Total votants	146	81,56%	92	78,63%	96	60,38%	329	70,60%	166	72,17%	265	73,00%
Abstenció	33	18,44%	25	21,37%	63	39,62%	137	29,40%	64	27,83%	98	27,00%
Vots nuls	2	1,37%	1	1,09%	0	0%	7	2,13%	4	2,41%	0	0%
Vots en blanc	2	1,37%	0	0%	2	2,08%	6	1,82%	0	0%	4	1,51%
Vots a candidatures	142	97,26%	91	98,91%	94	97,92%	316	96,05%	162	97,59%	261	98,49%

### Candidatures

CiU	79	54,86%	50	54,94%	44	45,83%	165	51,24%	104	64,19%	129	48,67%
ERC-Cat Sí	32	22,22%	21	23,07%	33	34,37%	69	21,42%	20	12,34%	67	25,28%
PP	9	6,25%	2	2,19%	4	4,16%	10	3,10%	12	7,40%	11	4,15%
PSC	10	6,94%	2	2,19%	7	7,29%	8	2,48%	5	3,08%	16	6,03%
ICV-EUiA	1	0,69%	0	0%	1	1,04%	26	8,07%	5	3,08%	12	4,52%
C's	0	0%	0	0%	0	0%	6	1,86%	0	0%	1	0,37%
CUP-Alternativa d'Esquerres	6	4,16%	14	15,38%	4	4,16%	21	6,52%	6	3,70%	15	5,66%
SI	1	0,69%	0	0%	1	1,04%	6	1,86%	7	4,32%	8	3,01%
Eb	0	0%	1	1,09%	0	0%	2	0,62%	1	0,61%	1	0,37%
PxC	3	2,08%	0	0%	0	0%	0	0%	2	1,23%	0	0%
PACMA	0	0%	0	0%	0	0%	0	0%	0	0%	0	0%
PIRATA.CAT	1	0,69%	1	1,09%	0	0%	1	0,31%	0	0%	0	0%
FARTS.cat	0	0%	0	0%	0	0%	1	0,31%	0	0%	1	0,37%
UPyD	0	0%	0	0%	0	0%	0	0%	0	0%	0	0%
PRE-IR	0	0%	0	0%	0	0%	1	0,31%	0	0%	0	0%
U.C.E.	0	0%	0	0%	0	0%	0	0%	0	0%	0	0%

## Municipis de Lleida

	Corbins		Cubells		Espluga Calba, l'		Espot		Estamariu		Estaràs	
<b>Escurtat</b>	<b>100%</b>		<b>100%</b>		<b>100%</b>		<b>100%</b>		<b>100%</b>		<b>100%</b>	
Total votants	766	75,32%	245	79,80%	238	70,62%	200	74,91%	77	74,04%	123	80,92%
Abstenció	251	24,68%	62	20,20%	99	29,38%	67	25,09%	27	25,96%	29	19,08%
Vots nuls	13	1,70%	1	0,41%	2	0,84%	3	1,50%	1	1,30%	1	0,81%
Vots en blanc	10	1,31%	3	1,22%	4	1,68%	7	3,50%	0	0%	0	0%
Vots a candidatures	743	96,99%	241	98,37%	232	97,48%	190	95,00%	76	98,70%	122	99,19%

### Candidatures

CiU	374	49,66%	136	55,73%	140	59,32%	119	60,40%	63	82,89%	55	45,08%
ERC-Cat Sí	180	23,90%	49	20,08%	42	17,79%	37	18,78%	10	13,15%	28	22,95%
PP	45	5,97%	24	9,83%	5	2,11%	8	4,06%	1	1,31%	20	16,39%
PSC	33	4,38%	7	2,86%	10	4,23%	16	8,12%	0	0%	2	1,63%
ICV-EUiA	41	5,44%	9	3,68%	13	5,50%	4	2,03%	0	0%	0	0%
C's	20	2,65%	3	1,22%	0	0%	3	1,52%	1	1,31%	5	4,09%
CUP-Alternativa d'Esquerres	24	3,18%	4	1,63%	15	6,35%	0	0%	0	0%	11	9,01%
SI	13	1,72%	1	0,40%	2	0,84%	1	0,50%	1	1,31%	0	0%
Eb	5	0,66%	3	1,22%	4	1,69%	1	0,50%	0	0%	0	0%
PxC	3	0,39%	0	0%	1	0,42%	0	0%	0	0%	1	0,81%
PACMA	1	0,13%	4	1,63%	0	0%	0	0%	0	0%	0	0%
PIRATA.CAT	0	0%	0	0%	0	0%	0	0%	0	0%	0	0%
FARTS.cat	1	0,13%	1	0,40%	0	0%	1	0,50%	0	0%	0	0%
UPyD	0	0%	0	0%	0	0%	0	0%	0	0%	0	0%
PRE-IR	3	0,39%	0	0%	0	0%	0	0%	0	0%	0	0%
U.C.E.	0	0%	0	0%	0	0%	0	0%	0	0%	0	0%

	Esterri d'Àneu		Esterri de Cardós		Farrera		Fígols i Alinyà		Floresta, la		Fondarella	
<b>Escurtat</b>	<b>100%</b>		<b>100%</b>		<b>100%</b>		<b>100%</b>		<b>100%</b>		<b>100%</b>	
Total votants	449	80,32%	49	75,38%	69	66,35%	178	75,11%	112	82,35%	490	75,27%
Abstenció	110	19,68%	16	24,62%	35	33,65%	59	24,89%	24	17,65%	161	24,73%
Vots nuls	3	0,67%	0	0%	0	0%	2	1,12%	1	0,89%	13	2,65%
Vots en blanc	3	0,67%	0	0%	0	0%	3	1,69%	2	1,79%	10	2,04%
Vots a candidatures	443	98,66%	49	100%	69	100%	173	97,19%	109	97,32%	467	95,31%

### Candidatures

CiU	218	48,87%	22	44,89%	29	42,02%	89	50,56%	56	50,45%	242	50,73%
ERC-Cat Sí	138	30,94%	18	36,73%	17	24,63%	36	20,45%	32	28,82%	81	16,98%
PP	10	2,24%	0	0%	0	0%	10	5,68%	1	0,90%	37	7,75%
PSC	29	6,50%	4	8,16%	1	1,44%	10	5,68%	4	3,60%	47	9,85%
ICV-EUiA	23	5,15%	0	0%	10	14,49%	8	4,54%	3	2,70%	14	2,93%
C's	2	0,44%	0	0%	0	0%	2	1,13%	4	3,60%	16	3,35%
CUP-Alternativa d'Esquerres	12	2,69%	4	8,16%	10	14,49%	11	6,25%	6	5,40%	3	0,62%
SI	7	1,56%	1	2,04%	0	0%	7	3,97%	0	0%	18	3,77%
Eb	1	0,22%	0	0%	2	2,89%	0	0%	0	0%	4	0,83%
PxC	0	0%	0	0%	0	0%	0	0%	0	0%	3	0,62%
PACMA	1	0,22%	0	0%	0	0%	0	0%	3	2,70%	1	0,20%
PIRATA.CAT	1	0,22%	0	0%	0	0%	0	0%	0	0%	0	0%
FARTS.cat	1	0,22%	0	0%	0	0%	0	0%	0	0%	0	0%
UPyD	0	0%	0	0%	0	0%	0	0%	0	0%	0	0%
PRE-IR	0	0%	0	0%	0	0%	0	0%	0	0%	1	0,20%
U.C.E.	0	0%	0	0%	0	0%	0	0%	0	0%	0	0%



## Municipis de Lleida

	Foradada		Fuliola, la		Fulleda		Gavet de la Conca		Gimenells i el Pla de la Font		Golmés	
Escurtat	<b>100%</b>		<b>100%</b>		<b>100%</b>		<b>100%</b>		<b>100%</b>		<b>100%</b>	
Total votants	120	75,00%	672	69,85%	75	75,76%	188	73,73%	608	68,31%	862	70,95%
Abstenció	40	25,00%	290	30,15%	24	24,24%	67	26,27%	282	31,69%	353	29,05%
Vots nuls	1	0,83%	4	0,60%	0	0%	1	0,53%	10	1,64%	6	0,70%
Vots en blanc	2	1,67%	12	1,79%	2	2,67%	2	1,06%	11	1,81%	19	2,20%
Vots a candidatures	117	97,50%	656	97,61%	73	97,33%	185	98,41%	587	96,55%	837	97,10%

### Candidatures

CiU	72	60,50%	326	48,80%	21	28,00%	109	58,28%	194	32,44%	491	57,35%
ERC-Cat Sí	19	15,96%	130	19,46%	30	40,00%	37	19,78%	64	10,70%	141	16,47%
PP	13	10,92%	79	11,82%	11	14,66%	6	3,20%	123	20,56%	60	7,00%
PSC	1	0,84%	53	7,93%	0	0%	17	9,09%	111	18,56%	40	4,67%
ICV-EUiA	5	4,20%	32	4,79%	6	8,00%	9	4,81%	29	4,84%	40	4,67%
C's	0	0%	4	0,59%	0	0%	1	0,53%	30	5,01%	20	2,33%
CUP-Alternativa d'Esquerres	2	1,68%	18	2,69%	2	2,66%	4	2,13%	14	2,34%	12	1,40%
SI	2	1,68%	7	1,04%	1	1,33%	2	1,06%	4	0,66%	15	1,75%
Eb	1	0,84%	1	0,14%	0	0%	0	0%	5	0,83%	7	0,81%
PxC	0	0%	1	0,14%	0	0%	0	0%	2	0,33%	3	0,35%
PACMA	1	0,84%	0	0%	0	0%	0	0%	4	0,66%	2	0,23%
PIRATA.CAT	0	0%	2	0,29%	2	2,66%	0	0%	2	0,33%	1	0,11%
FARTS.cat	0	0%	3	0,44%	0	0%	0	0%	0	0%	0	0%
UPyD	0	0%	0	0%	0	0%	0	0%	2	0,33%	0	0%
PRE-IR	0	0%	0	0%	0	0%	0	0%	2	0,33%	4	0,46%
U.C.E.	1	0,84%	0	0%	0	0%	0	0%	1	0,16%	1	0,11%

	Gósol		Granadella, la		Granja d'Escarp, la		Granyanella		Granyena de les Garrigues		Granyena de Segarra	
Escurtat	<b>100%</b>		<b>100%</b>		<b>100%</b>		<b>100%</b>		<b>100%</b>		<b>100%</b>	
Total votants	158	78,61%	430	74,14%	472	65,28%	88	70,40%	111	78,72%	90	71,43%
Abstenció	43	21,39%	150	25,86%	251	34,72%	37	29,60%	30	21,28%	36	28,57%
Vots nuls	2	1,27%	4	0,93%	13	2,75%	0	0%	1	0,90%	1	1,11%
Vots en blanc	4	2,53%	7	1,63%	13	2,75%	1	1,14%	4	3,60%	5	5,56%
Vots a candidatures	152	96,20%	419	97,44%	446	94,50%	87	98,86%	106	95,50%	84	93,33%

### Candidatures

CiU	89	57,05%	189	44,36%	213	46,40%	46	52,27%	64	58,18%	57	64,04%
ERC-Cat Sí	33	21,15%	132	30,98%	67	14,59%	13	14,77%	27	24,54%	9	10,11%
PP	2	1,28%	16	3,75%	58	12,63%	7	7,95%	5	4,54%	8	8,98%
PSC	5	3,20%	32	7,51%	44	9,58%	3	3,40%	2	1,81%	3	3,37%
ICV-EUiA	3	1,92%	18	4,22%	15	3,26%	5	5,68%	2	1,81%	1	1,12%
C's	1	0,64%	1	0,23%	13	2,83%	0	0%	2	1,81%	2	2,24%
CUP-Alternativa d'Esquerres	12	7,69%	17	3,99%	8	1,74%	8	9,09%	2	1,81%	1	1,12%
SI	2	1,28%	9	2,11%	13	2,83%	3	3,40%	2	1,81%	2	2,24%
Eb	4	2,56%	1	0,23%	4	0,87%	0	0%	0	0%	0	0%
PxC	0	0%	1	0,23%	1	0,21%	0	0%	0	0%	0	0%
PACMA	0	0%	0	0%	2	0,43%	0	0%	0	0%	0	0%
PIRATA.CAT	1	0,64%	0	0%	0	0%	0	0%	0	0%	0	0%
FARTS.cat	0	0%	0	0%	3	0,65%	2	2,27%	0	0%	1	1,12%
UPyD	0	0%	0	0%	2	0,43%	0	0%	0	0%	0	0%
PRE-IR	0	0%	3	0,70%	2	0,43%	0	0%	0	0%	0	0%
U.C.E.	0	0%	0	0%	1	0,21%	0	0%	0	0%	0	0%

## Municipis de Lleida

	Guimerà		Guingueta d'Àneu, la		Guissona		Guixers		Isona i Conca Dellà		Ivars de Noguera	
Escurtat	100%		100%		100%		100%		100%		100%	
Total votants	212	80,00%	180	73,17%	1.944	72,65%	90	78,26%	629	73,14%	202	70,38%
Abstenció	53	20,00%	66	26,83%	732	27,35%	25	21,74%	231	26,86%	85	29,62%
Vots nuls	0	0%	0	0%	10	0,51%	0	0%	8	1,27%	2	0,99%
Vots en blanc	2	0,94%	1	0,56%	44	2,26%	1	1,11%	20	3,18%	3	1,49%
Vots a candidatures	210	99,06%	179	99,44%	1.890	97,23%	89	98,89%	601	95,55%	197	97,52%

### Candidatures

CiU	138	65,09%	93	51,66%	851	44,00%	59	65,55%	372	59,90%	108	54,00%
ERC-Cat Sí	32	15,09%	41	22,77%	488	25,23%	12	13,33%	109	17,55%	35	17,50%
PP	15	7,07%	7	3,88%	131	6,77%	3	3,33%	33	5,31%	15	7,50%
PSC	2	0,94%	8	4,44%	178	9,20%	2	2,22%	35	5,63%	16	8,00%
ICV-EUiA	8	3,77%	17	9,44%	98	5,06%	2	2,22%	14	2,25%	9	4,50%
C's	1	0,47%	0	0%	37	1,91%	0	0%	8	1,28%	4	2,00%
CUP-Alternativa d'Esquerres	7	3,30%	12	6,66%	49	2,53%	4	4,44%	15	2,41%	2	1,00%
SI	2	0,94%	1	0,55%	28	1,44%	1	1,11%	12	1,93%	3	1,50%
Eb	3	1,41%	0	0%	3	0,15%	3	3,33%	1	0,16%	1	0,50%
PxC	0	0%	0	0%	7	0,36%	0	0%	1	0,16%	3	1,50%
PACMA	1	0,47%	0	0%	6	0,31%	1	1,11%	0	0%	0	0%
PIRATA.CAT	0	0%	0	0%	5	0,25%	0	0%	1	0,16%	1	0,50%
FARTS.cat	0	0%	0	0%	0	0%	2	2,22%	0	0%	0	0%
UPyD	0	0%	0	0%	5	0,25%	0	0%	0	0%	0	0%
PRE-IR	1	0,47%	0	0%	3	0,15%	0	0%	0	0%	0	0%
U.C.E.	0	0%	0	0%	1	0,05%	0	0%	0	0%	0	0%

	Ivars d'Urgell		Ivorra		Josa i Tuixén		Juncosa		Juneda		Les	
Escurtat	100%		100%		100%		100%		100%		100%	
Total votants	935	77,92%	87	86,14%	91	74,59%	262	71,98%	1.752	76,57%	404	66,56%
Abstenció	265	22,08%	14	13,86%	31	25,41%	102	28,02%	536	23,43%	203	33,44%
Vots nuls	11	1,18%	0	0%	0	0%	4	1,53%	23	1,31%	13	3,22%
Vots en blanc	27	2,89%	1	1,15%	0	0%	6	2,29%	39	2,23%	13	3,22%
Vots a candidatures	897	95,93%	86	98,85%	91	100%	252	96,18%	1.690	96,46%	378	93,56%

### Candidatures

CiU	453	49,02%	58	66,66%	42	46,15%	148	57,36%	893	51,64%	103	26,34%
ERC-Cat Sí	222	24,02%	22	25,28%	27	29,67%	42	16,27%	400	23,13%	32	8,18%
PP	55	5,95%	2	2,29%	3	3,29%	31	12,01%	92	5,32%	70	17,90%
PSC	62	6,70%	0	0%	4	4,39%	13	5,03%	134	7,75%	114	29,15%
ICV-EUiA	29	3,13%	0	0%	3	3,29%	5	1,93%	62	3,58%	22	5,62%
C's	10	1,08%	0	0%	1	1,09%	4	1,55%	14	0,80%	15	3,83%
CUP-Alternativa d'Esquerres	22	2,38%	1	1,14%	2	2,19%	5	1,93%	41	2,37%	5	1,27%
SI	34	3,67%	2	2,29%	9	9,89%	1	0,38%	30	1,73%	4	1,02%
Eb	4	0,43%	0	0%	0	0%	0	0%	4	0,23%	5	1,27%
PxC	1	0,10%	0	0%	0	0%	0	0%	3	0,17%	0	0%
PACMA	3	0,32%	1	1,14%	0	0%	0	0%	7	0,40%	1	0,25%
PIRATA.CAT	0	0%	0	0%	0	0%	2	0,77%	3	0,17%	1	0,25%
FARTS.cat	1	0,10%	0	0%	0	0%	1	0,38%	1	0,05%	4	1,02%
UPyD	0	0%	0	0%	0	0%	0	0%	1	0,05%	2	0,51%
PRE-IR	0	0%	0	0%	0	0%	0	0%	4	0,23%	0	0%
U.C.E.	1	0,10%	0	0%	0	0%	0	0%	1	0,05%	0	0%

## Municipis de Lleida

	Linyola		Lladorre		Lladurs		Llardecans		Llavorsí		Lleida	
Escurtat	100%		100%		100%		100%		100%		100%	
Total votants	1.439	74,33%	158	76,33%	109	66,06%	338	75,62%	218	74,40%	60.013	65,88%
Abstenció	497	25,67%	49	23,67%	56	33,94%	109	24,38%	75	25,60%	31.083	34,12%
Vots nuls	18	1,25%	1	0,63%	0	0%	6	1,78%	2	0,92%	697	1,16%
Vots en blanc	57	3,96%	2	1,27%	5	4,59%	4	1,18%	6	2,75%	1.226	2,04%
Vots a candidatures	1.364	94,79%	155	98,10%	104	95,41%	328	97,04%	210	96,33%	58.090	96,80%

### Candidatures

CiU	649	45,67%	82	52,22%	60	55,04%	143	43,07%	87	40,27%	19.150	32,28%
ERC-Cat Sí	336	23,64%	40	25,47%	20	18,34%	109	32,83%	54	25,00%	7.719	13,01%
PP	101	7,10%	5	3,18%	7	6,42%	33	9,93%	16	7,40%	9.904	16,69%
PSC	82	5,77%	4	2,54%	3	2,75%	19	5,72%	15	6,94%	8.826	14,87%
ICV-EUiA	73	5,13%	7	4,45%	4	3,66%	9	2,71%	18	8,33%	4.329	7,29%
C's	22	1,54%	0	0%	2	1,83%	3	0,90%	3	1,38%	3.692	6,22%
CUP-Alternativa d'Esquerres	48	3,37%	12	7,64%	5	4,58%	3	0,90%	14	6,48%	1.560	2,62%
SI	42	2,95%	4	2,54%	3	2,75%	3	0,90%	0	0%	666	1,12%
Eb	2	0,14%	0	0%	0	0%	2	0,60%	1	0,46%	669	1,12%
PxC	4	0,28%	1	0,63%	0	0%	2	0,60%	0	0%	522	0,88%
PACMA	0	0%	0	0%	0	0%	0	0%	0	0%	339	0,57%
PIRATA.CAT	1	0,07%	0	0%	0	0%	1	0,30%	1	0,46%	238	0,40%
FARTS.cat	1	0,07%	0	0%	0	0%	0	0%	0	0%	187	0,31%
UPyD	1	0,07%	0	0%	0	0%	1	0,30%	0	0%	188	0,31%
PRE-IR	2	0,14%	0	0%	0	0%	0	0%	1	0,46%	76	0,12%
U.C.E.	0	0%	0	0%	0	0%	0	0%	0	0%	25	0,04%

	Lles de Cerdanya		Llimiana		Llobera		Maials		Maldà		Massalcoreig	
Escurtat	100%		100%		100%		100%		100%		100%	
Total votants	178	78,41%	95	65,07%	141	79,21%	565	75,43%	145	72,14%	325	75,93%
Abstenció	49	21,59%	51	34,93%	37	20,79%	184	24,57%	56	27,86%	103	24,07%
Vots nuls	1	0,56%	0	0%	2	1,42%	3	0,53%	0	0%	2	0,62%
Vots en blanc	0	0%	1	1,05%	7	4,96%	8	1,42%	6	4,14%	2	0,62%
Vots a candidatures	177	99,44%	94	98,95%	132	93,62%	554	98,05%	139	95,86%	321	98,76%

### Candidatures

CiU	103	58,19%	53	55,78%	80	57,55%	342	60,85%	82	56,55%	162	50,15%
ERC-Cat Sí	44	24,85%	23	24,21%	29	20,86%	104	18,50%	27	18,62%	57	17,64%
PP	2	1,12%	1	1,05%	3	2,15%	38	6,76%	6	4,13%	25	7,73%
PSC	10	5,64%	4	4,21%	1	0,71%	30	5,33%	11	7,58%	44	13,62%
ICV-EUiA	7	3,95%	5	5,26%	4	2,87%	14	2,49%	5	3,44%	20	6,19%
C's	0	0%	1	1,05%	1	0,71%	6	1,06%	0	0%	2	0,61%
CUP-Alternativa d'Esquerres	3	1,69%	6	6,31%	11	7,91%	6	1,06%	5	3,44%	0	0%
SI	6	3,38%	0	0%	1	0,71%	8	1,42%	2	1,37%	1	0,30%
Eb	0	0%	0	0%	0	0%	2	0,35%	0	0%	2	0,61%
PxC	0	0%	0	0%	1	0,71%	0	0%	1	0,68%	2	0,61%
PACMA	0	0%	1	1,05%	0	0%	2	0,35%	0	0%	0	0%
PIRATA.CAT	1	0,56%	0	0%	0	0%	1	0,17%	0	0%	3	0,92%
FARTS.cat	0	0%	0	0%	0	0%	1	0,17%	0	0%	1	0,30%
UPyD	1	0,56%	0	0%	0	0%	0	0%	0	0%	0	0%
PRE-IR	0	0%	0	0%	1	0,71%	0	0%	0	0%	1	0,30%
U.C.E.	0	0%	0	0%	0	0%	0	0%	0	0%	1	0,30%

## Municipis de Lleida

	Massoteres		Menàrguens		Miralcamp		Mollerussa		Molsosa, la		Montellà i Martinet	
Escurtat	100%		100%		100%		100%		100%		100%	
Total votants	102	80,95%	461	71,47%	787	72,94%	5.857	69,46%	93	89,42%	419	76,88%
Abstenció	24	19,05%	184	28,53%	292	27,06%	2.575	30,54%	11	10,58%	126	23,12%
Vots nuls	3	2,94%	1	0,22%	10	1,27%	54	0,92%	0	0%	1	0,24%
Vots en blanc	1	0,98%	4	0,87%	23	2,92%	108	1,84%	1	1,08%	6	1,43%
Vots a candidatures	98	96,08%	456	98,91%	754	95,81%	5.695	97,24%	92	98,92%	412	98,33%

### Candidatures

CiU	51	51,51%	241	52,39%	418	53,79%	2.793	48,13%	46	49,46%	213	50,95%
ERC-Cat Sí	23	23,23%	85	18,47%	139	17,88%	907	15,62%	13	13,97%	83	19,85%
PP	4	4,04%	39	8,47%	42	5,40%	555	9,56%	10	10,75%	23	5,50%
PSC	5	5,05%	40	8,69%	76	9,78%	560	9,65%	0	0%	25	5,98%
ICV-EUiA	1	1,01%	19	4,13%	34	4,37%	299	5,15%	8	8,60%	21	5,02%
C's	5	5,05%	4	0,86%	13	1,67%	151	2,60%	1	1,07%	10	2,39%
CUP-Alternativa d'Esquerres	4	4,04%	21	4,56%	18	2,31%	171	2,94%	4	4,30%	19	4,54%
SI	0	0%	1	0,21%	5	0,64%	79	1,36%	6	6,45%	10	2,39%
Eb	2	2,02%	0	0%	0	0%	30	0,51%	1	1,07%	3	0,71%
PxC	0	0%	1	0,21%	2	0,25%	87	1,49%	0	0%	0	0%
PACMA	2	2,02%	0	0%	4	0,51%	17	0,29%	0	0%	3	0,71%
PIRATA.CAT	1	1,01%	1	0,21%	1	0,12%	10	0,17%	1	1,07%	0	0%
FARTS.cat	0	0%	0	0%	1	0,12%	15	0,25%	0	0%	2	0,47%
UPyD	0	0%	1	0,21%	0	0%	9	0,15%	0	0%	0	0%
PRE-IR	0	0%	3	0,65%	1	0,12%	9	0,15%	2	2,15%	0	0%
U.C.E.	0	0%	0	0%	0	0%	3	0,05%	0	0%	0	0%

	Montferrer i Castellbò		Montgai		Montoliu de Lleida		Montoliu de Segarra		Montornès de Segarra		Nalec	
Escurtat	100%		100%		100%		100%		100%		100%	
Total votants	535	70,03%	443	74,58%	297	77,55%	122	70,52%	69	79,31%	73	79,35%
Abstenció	229	29,97%	151	25,42%	86	22,45%	51	29,48%	18	20,69%	19	20,65%
Vots nuls	15	2,80%	5	1,13%	1	0,34%	1	0,82%	0	0%	0	0%
Vots en blanc	7	1,31%	16	3,61%	5	1,68%	5	4,10%	1	1,45%	2	2,74%
Vots a candidatures	513	95,89%	422	95,26%	291	97,98%	116	95,08%	68	98,55%	71	97,26%

### Candidatures

CiU	272	52,30%	221	50,45%	109	36,82%	57	47,10%	40	57,97%	43	58,90%
ERC-Cat Sí	96	18,46%	104	23,74%	112	37,83%	31	25,61%	9	13,04%	21	28,76%
PP	29	5,57%	40	9,13%	22	7,43%	3	2,47%	7	10,14%	3	4,10%
PSC	35	6,73%	24	5,47%	14	4,72%	5	4,13%	6	8,69%	1	1,36%
ICV-EUiA	26	5,00%	5	1,14%	13	4,39%	7	5,78%	3	4,34%	1	1,36%
C's	11	2,11%	4	0,91%	3	1,01%	3	2,47%	1	1,44%	0	0%
CUP-Alternativa d'Esquerres	27	5,19%	12	2,73%	7	2,36%	6	4,95%	0	0%	1	1,36%
SI	7	1,34%	9	2,05%	5	1,68%	3	2,47%	2	2,89%	0	0%
Eb	4	0,76%	1	0,22%	1	0,33%	0	0%	0	0%	0	0%
PxC	1	0,19%	0	0%	0	0%	0	0%	0	0%	1	1,36%
PACMA	1	0,19%	1	0,22%	3	1,01%	1	0,82%	0	0%	0	0%
PIRATA.CAT	0	0%	0	0%	0	0%	0	0%	0	0%	0	0%
FARTS.cat	2	0,38%	0	0%	1	0,33%	0	0%	0	0%	0	0%
UPyD	1	0,19%	1	0,22%	1	0,33%	0	0%	0	0%	0	0%
PRE-IR	1	0,19%	0	0%	0	0%	0	0%	0	0%	0	0%
U.C.E.	0	0%	0	0%	0	0%	0	0%	0	0%	0	0%

## Municipis de Lleida

	Naut Aran		Navès		Odèn		Oliana		Oliola		Olius	
<b>Escurtat</b>	<b>100%</b>		<b>100%</b>		<b>100%</b>		<b>100%</b>		<b>100%</b>		<b>100%</b>	
Total votants	844	64,09%	165	76,39%	176	76,52%	1.144	81,54%	145	75,52%	502	76,88%
Abstenció	473	35,91%	51	23,61%	54	23,48%	259	18,46%	47	24,48%	151	23,12%
Vots nuls	20	2,37%	0	0%	0	0%	18	1,57%	2	1,38%	3	0,60%
Vots en blanc	34	4,03%	2	1,21%	1	0,57%	13	1,14%	6	4,14%	6	1,20%
Vots a candidatures	790	93,60%	163	98,79%	175	99,43%	1.113	97,29%	137	94,48%	493	98,20%

### Candidatures

CiU	321	38,95%	89	53,93%	115	65,34%	644	57,19%	98	68,53%	270	54,10%
ERC-Cat Sí	51	6,18%	35	21,21%	41	23,29%	178	15,80%	23	16,08%	108	21,64%
PP	163	19,78%	17	10,30%	11	6,25%	96	8,52%	3	2,09%	41	8,21%
PSC	116	14,07%	4	2,42%	1	0,56%	88	7,81%	3	2,09%	17	3,40%
ICV-EUiA	42	5,09%	4	2,42%	2	1,13%	42	3,73%	2	1,39%	22	4,40%
C's	50	6,06%	0	0%	0	0%	12	1,06%	1	0,69%	11	2,20%
CUP-Alternativa d'Esquerres	14	1,69%	10	6,06%	4	2,27%	33	2,93%	4	2,79%	12	2,40%
SI	1	0,12%	1	0,60%	1	0,56%	12	1,06%	2	1,39%	7	1,40%
Eb	8	0,97%	0	0%	0	0%	1	0,08%	0	0%	0	0%
PxC	0	0%	3	1,81%	0	0%	2	0,17%	0	0%	0	0%
PACMA	5	0,60%	0	0%	0	0%	1	0,08%	0	0%	2	0,40%
PIRATA.CAT	9	1,09%	0	0%	0	0%	1	0,08%	0	0%	0	0%
FARTS.cat	3	0,36%	0	0%	0	0%	1	0,08%	1	0,69%	0	0%
UPyD	5	0,60%	0	0%	0	0%	1	0,08%	0	0%	2	0,40%
PRE-IR	2	0,24%	0	0%	0	0%	1	0,08%	0	0%	1	0,20%
U.C.E.	0	0%	0	0%	0	0%	0	0%	0	0%	0	0%

	Oluges, les		Omellons, els		Omells de na Gaia, els		Organyà		Os de Balaguer		Ossó de Sió	
<b>Escurtat</b>	<b>100%</b>		<b>100%</b>		<b>100%</b>		<b>100%</b>		<b>100%</b>		<b>100%</b>	
Total votants	101	65,16%	148	71,84%	85	67,46%	538	76,42%	580	76,02%	127	68,28%
Abstenció	54	34,84%	58	28,16%	41	32,54%	166	23,58%	183	23,98%	59	31,72%
Vots nuls	1	0,99%	1	0,68%	0	0%	1	0,19%	1	0,17%	1	0,79%
Vots en blanc	3	2,97%	7	4,73%	2	2,35%	13	2,42%	11	1,90%	2	1,57%
Vots a candidatures	97	96,04%	140	94,59%	83	97,65%	524	97,39%	568	97,93%	124	97,64%

### Candidatures

CiU	59	59,00%	45	30,61%	47	55,29%	303	56,42%	278	48,01%	72	57,14%
ERC-Cat Sí	18	18,00%	36	24,48%	12	14,11%	87	16,20%	117	20,20%	15	11,90%
PP	5	5,00%	37	25,17%	7	8,23%	49	9,12%	42	7,25%	12	9,52%
PSC	4	4,00%	9	6,12%	5	5,88%	36	6,70%	43	7,42%	13	10,31%
ICV-EUiA	4	4,00%	2	1,36%	1	1,17%	21	3,91%	41	7,08%	2	1,58%
C's	0	0%	5	3,40%	0	0%	7	1,30%	13	2,24%	2	1,58%
CUP-Alternativa d'Esquerres	1	1,00%	0	0%	6	7,05%	9	1,67%	16	2,76%	2	1,58%
SI	2	2,00%	3	2,04%	1	1,17%	3	0,55%	7	1,20%	2	1,58%
Eb	2	2,00%	0	0%	1	1,17%	2	0,37%	6	1,03%	2	1,58%
PxC	1	1,00%	3	2,04%	0	0%	0	0%	0	0%	1	0,79%
PACMA	0	0%	0	0%	0	0%	2	0,37%	2	0,34%	0	0%
PIRATA.CAT	1	1,00%	0	0%	0	0%	5	0,93%	1	0,17%	0	0%
FARTS.cat	0	0%	0	0%	0	0%	0	0%	1	0,17%	1	0,79%
UPyD	0	0%	0	0%	0	0%	0	0%	0	0%	0	0%
PRE-IR	0	0%	0	0%	3	3,52%	0	0%	1	0,17%	0	0%
U.C.E.	0	0%	0	0%	0	0%	0	0%	0	0%	0	0%

## Municipis de Lleida

	Palau d'Anglesola, el		Penelles		Peramola		Pinell de Solsonès		Pinós		Plans de Sió, els	
Escurtat	<b>100%</b>		<b>100%</b>		<b>100%</b>		<b>100%</b>		<b>100%</b>		<b>100%</b>	
Total votants	1.240	75,47%	283	70,93%	226	77,66%	131	73,18%	194	79,51%	344	73,98%
Abstenció	403	24,53%	116	29,07%	65	22,34%	48	26,82%	50	20,49%	121	26,02%
Vots nuls	23	1,85%	3	1,06%	1	0,44%	1	0,76%	3	1,55%	2	0,58%
Vots en blanc	33	2,66%	5	1,77%	5	2,21%	1	0,76%	2	1,03%	17	4,94%
Vots a candidatures	1.184	95,49%	275	97,17%	220	97,35%	129	98,48%	189	97,42%	325	94,48%

### Candidatures

CiU	673	55,29%	173	61,78%	130	57,77%	65	50,00%	117	61,25%	194	56,72%
ERC-Cat Sí	249	20,46%	56	20,00%	36	16,00%	42	32,30%	32	16,75%	82	23,97%
PP	71	5,83%	16	5,71%	17	7,55%	12	9,23%	17	8,90%	13	3,80%
PSC	50	4,10%	16	5,71%	14	6,22%	3	2,30%	0	0%	9	2,63%
ICV-EUiA	49	4,02%	7	2,50%	8	3,55%	1	0,76%	6	3,14%	7	2,04%
C's	20	1,64%	3	1,07%	0	0%	0	0%	1	0,52%	4	1,16%
CUP-Alternativa d'Esquerres	30	2,46%	0	0%	10	4,44%	2	1,53%	13	6,80%	7	2,04%
SI	17	1,39%	2	0,71%	1	0,44%	2	1,53%	2	1,04%	4	1,16%
Eb	7	0,57%	1	0,35%	2	0,88%	0	0%	1	0,52%	0	0%
PxC	4	0,32%	1	0,35%	0	0%	1	0,76%	0	0%	3	0,87%
PACMA	6	0,49%	0	0%	0	0%	0	0%	0	0%	0	0%
PIRATA.CAT	4	0,32%	0	0%	2	0,88%	0	0%	0	0%	0	0%
FARTS.cat	1	0,08%	0	0%	0	0%	0	0%	0	0%	1	0,29%
UPyD	1	0,08%	0	0%	0	0%	0	0%	0	0%	0	0%
PRE-IR	2	0,16%	0	0%	0	0%	1	0,76%	0	0%	1	0,29%
U.C.E.	0	0%	0	0%	0	0%	0	0%	0	0%	0	0%

	Poal, el		Pobla de Cérvoles, la		Pobla de Segur, la		Pont de Bar, el		Pont de Suert, el		Ponts	
Escurtat	<b>100%</b>		<b>100%</b>		<b>100%</b>		<b>100%</b>		<b>100%</b>		<b>100%</b>	
Total votants	402	79,60%	146	74,87%	1.661	73,72%	103	70,07%	1.139	65,16%	1.429	77,83%
Abstenció	103	20,40%	49	25,13%	592	26,28%	44	29,93%	609	34,84%	407	22,17%
Vots nuls	4	1,00%	0	0%	16	0,96%	0	0%	26	2,28%	14	0,98%
Vots en blanc	44	10,95%	0	0%	14	0,84%	2	1,94%	27	2,37%	15	1,05%
Vots a candidatures	354	88,05%	146	100%	1.631	98,20%	101	98,06%	1.086	95,35%	1.400	97,97%

### Candidatures

CiU	140	35,17%	73	50,00%	790	48,02%	66	64,07%	381	34,23%	737	52,08%
ERC-Cat Sí	106	26,63%	27	18,49%	387	23,52%	18	17,47%	144	12,93%	314	22,19%
PP	53	13,31%	10	6,84%	74	4,49%	1	0,97%	108	9,70%	121	8,55%
PSC	11	2,76%	8	5,47%	162	9,84%	1	0,97%	230	20,66%	78	5,51%
ICV-EUiA	12	3,01%	10	6,84%	90	5,47%	5	4,85%	81	7,27%	36	2,54%
C's	4	1,00%	0	0%	18	1,09%	1	0,97%	43	3,86%	18	1,27%
CUP-Alternativa d'Esquerres	13	3,26%	12	8,21%	62	3,76%	6	5,82%	45	4,04%	32	2,26%
SI	10	2,51%	5	3,42%	25	1,51%	2	1,94%	15	1,34%	28	1,97%
Eb	1	0,25%	0	0%	8	0,48%	0	0%	15	1,34%	11	0,77%
PxC	1	0,25%	0	0%	2	0,12%	0	0%	2	0,17%	6	0,42%
PACMA	2	0,50%	1	0,68%	3	0,18%	1	0,97%	8	0,71%	6	0,42%
PIRATA.CAT	1	0,25%	0	0%	4	0,24%	0	0%	5	0,44%	7	0,49%
FARTS.cat	0	0%	0	0%	2	0,12%	0	0%	3	0,26%	2	0,14%
UPyD	0	0%	0	0%	1	0,06%	0	0%	5	0,44%	0	0%
PRE-IR	0	0%	0	0%	3	0,18%	0	0%	1	0,08%	4	0,28%
U.C.E.	0	0%	0	0%	0	0%	0	0%	0	0%	0	0%

## Municipis de Lleida

	Portella, la		Prats i Sansor		Preixana		Preixens		Prullans		Puigròs	
Escurtat	<b>100%</b>		<b>100%</b>		<b>100%</b>		<b>100%</b>		<b>100%</b>		<b>100%</b>	
Total votants	322	76,48%	165	74,66%	259	77,78%	279	74,01%	154	84,15%	167	68,72%
Abstenció	99	23,52%	56	25,34%	74	22,22%	98	25,99%	29	15,85%	76	31,28%
Vots nuls	4	1,24%	0	0%	2	0,77%	0	0%	0	0%	0	0%
Vots en blanc	2	0,62%	1	0,61%	8	3,09%	0	0%	1	0,65%	3	1,80%
Vots a candidatures	316	98,14%	164	99,39%	249	96,14%	279	100%	153	99,35%	164	98,20%

### Candidatures

CiU	184	57,86%	97	58,78%	129	50,19%	123	44,08%	96	62,33%	104	62,27%
ERC-Cat Sí	53	16,66%	23	13,93%	46	17,89%	48	17,20%	30	19,48%	29	17,36%
PP	22	6,91%	17	10,30%	30	11,67%	30	10,75%	7	4,54%	9	5,38%
PSC	31	9,74%	3	1,81%	6	2,33%	14	5,01%	6	3,89%	12	7,18%
ICV-EUiA	11	3,45%	8	4,84%	5	1,94%	11	3,94%	4	2,59%	5	2,99%
C's	6	1,88%	2	1,21%	4	1,55%	8	2,86%	0	0%	0	0%
CUP-Alternativa d'Esquerres	5	1,57%	3	1,81%	12	4,66%	13	4,65%	6	3,89%	2	1,19%
SI	2	0,62%	7	4,24%	5	1,94%	2	0,71%	3	1,94%	1	0,59%
Eb	2	0,62%	0	0%	5	1,94%	0	0%	1	0,64%	0	0%
PxC	0	0%	1	0,60%	4	1,55%	0	0%	0	0%	0	0%
PACMA	0	0%	1	0,60%	2	0,77%	0	0%	0	0%	0	0%
PIRATA.CAT	0	0%	0	0%	1	0,38%	30	10,75%	0	0%	0	0%
FARTS.cat	0	0%	0	0%	0	0%	0	0%	0	0%	2	1,19%
UPyD	0	0%	1	0,60%	0	0%	0	0%	0	0%	0	0%
PRE-IR	0	0%	1	0,60%	0	0%	0	0%	0	0%	0	0%
U.C.E.	0	0%	0	0%	0	0%	0	0%	0	0%	0	0%

	Puigverd d'Agramunt		Puigverd de Lleida		Rialp		Ribera d'Ondara		Ribera d'Urgellet		Riner	
Escurtat	<b>100%</b>		<b>100%</b>		<b>100%</b>		<b>100%</b>		<b>100%</b>		<b>100%</b>	
Total votants	147	76,17%	783	72,37%	388	78,38%	280	76,50%	480	69,16%	182	79,13%
Abstenció	46	23,83%	299	27,63%	107	21,62%	86	23,50%	214	30,84%	48	20,87%
Vots nuls	4	2,72%	9	1,15%	8	2,06%	6	2,14%	3	0,63%	1	0,55%
Vots en blanc	2	1,36%	13	1,66%	7	1,80%	7	2,50%	13	2,71%	5	2,75%
Vots a candidatures	141	95,92%	761	97,19%	373	96,14%	267	95,36%	464	96,66%	176	96,70%

### Candidatures

CiU	65	45,45%	267	34,49%	188	49,47%	150	54,74%	256	53,66%	100	55,24%
ERC-Cat Sí	29	20,27%	151	19,50%	79	20,78%	49	17,88%	77	16,14%	38	20,99%
PP	14	9,79%	96	12,40%	21	5,52%	36	13,13%	24	5,03%	10	5,52%
PSC	13	9,09%	121	15,63%	34	8,94%	10	3,64%	28	5,87%	3	1,65%
ICV-EUiA	5	3,49%	49	6,33%	24	6,31%	9	3,28%	37	7,75%	2	1,10%
C's	3	2,09%	27	3,48%	0	0%	3	1,09%	12	2,51%	3	1,65%
CUP-Alternativa d'Esquerres	9	6,29%	35	4,52%	14	3,68%	2	0,72%	14	2,93%	18	9,94%
SI	1	0,69%	8	1,03%	5	1,31%	5	1,82%	9	1,88%	2	1,10%
Eb	1	0,69%	1	0,12%	1	0,26%	2	0,72%	0	0%	0	0%
PxC	0	0%	1	0,12%	0	0%	1	0,36%	1	0,20%	0	0%
PACMA	0	0%	1	0,12%	2	0,52%	0	0%	1	0,20%	0	0%
PIRATA.CAT	1	0,69%	2	0,25%	2	0,52%	0	0%	2	0,41%	0	0%
FARTS.cat	0	0%	0	0%	0	0%	0	0%	2	0,41%	0	0%
UPyD	0	0%	0	0%	0	0%	0	0%	0	0%	0	0%
PRE-IR	0	0%	2	0,25%	2	0,52%	0	0%	0	0%	0	0%
U.C.E.	0	0%	0	0%	1	0,26%	0	0%	1	0,20%	0	0%



## Municipis de Lleida

	Riu de Cerdanya		Rosselló		Salàs de Pallars		Sanaüja		Sant Esteve de la Sarga		Sant Guim de Freixenet	
Escurtat	100%		100%		100%		100%		100%		100%	
Total votants	89	88,12%	1.326	63,69%	217	76,14%	239	69,68%	83	68,60%	595	75,70%
Abstenció	12	11,88%	756	36,31%	68	23,86%	104	30,32%	38	31,40%	191	24,30%
Vots nuls	0	0%	17	1,28%	4	1,84%	4	1,67%	2	2,41%	8	1,34%
Vots en blanc	0	0%	28	2,11%	5	2,30%	2	0,84%	1	1,20%	15	2,52%
Vots a candidatures	89	100%	1.281	96,61%	208	95,86%	233	97,49%	80	96,39%	572	96,14%

### Candidatures

CiU	59	66,29%	516	39,41%	102	47,88%	121	51,48%	51	62,96%	297	50,59%
ERC-Cat Sí	17	19,10%	234	17,87%	43	20,18%	46	19,57%	7	8,64%	128	21,80%
PP	3	3,37%	113	8,63%	7	3,28%	30	12,76%	5	6,17%	46	7,83%
PSC	1	1,12%	126	9,62%	19	8,92%	15	6,38%	4	4,93%	23	3,91%
ICV-EUIA	2	2,24%	140	10,69%	12	5,63%	6	2,55%	5	6,17%	25	4,25%
C's	2	2,24%	54	4,12%	4	1,87%	0	0%	0	0%	4	0,68%
CUP-Alternativa d'Esquerres	1	1,12%	21	1,60%	17	7,98%	10	4,25%	4	4,93%	17	2,89%
SI	4	4,49%	30	2,29%	1	0,46%	3	1,27%	4	4,93%	18	3,06%
Eb	0	0%	12	0,91%	2	0,93%	1	0,42%	0	0%	2	0,34%
PxC	0	0%	14	1,06%	0	0%	1	0,42%	0	0%	10	1,70%
PACMA	0	0%	5	0,38%	0	0%	0	0%	0	0%	1	0,17%
PIRATA.CAT	0	0%	8	0,61%	0	0%	0	0%	0	0%	0	0%
FARTS.cat	0	0%	5	0,38%	0	0%	0	0%	0	0%	0	0%
UPyD	0	0%	2	0,15%	0	0%	0	0%	0	0%	1	0,17%
PRE-IR	0	0%	1	0,07%	0	0%	0	0%	0	0%	0	0%
U.C.E.	0	0%	0	0%	1	0,46%	0	0%	0	0%	0	0%

	Sant Guim de la Plana		Sant Llorenç de Morunys		Sant Martí de Riucorb		Sant Ramon		Sarroca de Bellera		Sarroca de Lleida	
Escurtat	100%		100%		100%		100%		100%		100%	
Total votants	121	80,67%	602	78,59%	452	77,66%	334	75,74%	90	75,63%	258	74,14%
Abstenció	29	19,33%	164	21,41%	130	22,34%	107	24,26%	29	24,37%	90	25,86%
Vots nuls	0	0%	2	0,33%	7	1,55%	4	1,20%	3	3,33%	0	0%
Vots en blanc	2	1,65%	9	1,50%	8	1,77%	9	2,69%	2	2,22%	7	2,71%
Vots a candidatures	119	98,35%	591	98,17%	437	96,68%	321	96,11%	85	94,45%	251	97,29%

### Candidatures

CiU	68	56,19%	343	57,16%	207	46,51%	202	61,21%	48	55,17%	132	51,16%
ERC-Cat Sí	31	25,61%	126	21,00%	95	21,34%	47	14,24%	10	11,49%	75	29,06%
PP	3	2,47%	26	4,33%	78	17,52%	30	9,09%	4	4,59%	6	2,32%
PSC	6	4,95%	24	4,00%	7	1,57%	8	2,42%	6	6,89%	14	5,42%
ICV-EUIA	2	1,65%	21	3,50%	10	2,24%	7	2,12%	3	3,44%	7	2,71%
C's	2	1,65%	8	1,33%	2	0,44%	4	1,21%	1	1,14%	1	0,38%
CUP-Alternativa d'Esquerres	6	4,95%	35	5,83%	18	4,04%	8	2,42%	7	8,04%	9	3,48%
SI	1	0,82%	6	1,00%	5	1,12%	11	3,33%	3	3,44%	4	1,55%
Eb	0	0%	0	0%	2	0,44%	0	0%	0	0%	0	0%
PxC	0	0%	1	0,16%	12	2,69%	0	0%	0	0%	1	0,38%
PACMA	0	0%	0	0%	0	0%	0	0%	0	0%	2	0,77%
PIRATA.CAT	0	0%	0	0%	0	0%	1	0,30%	0	0%	0	0%
FARTS.cat	0	0%	0	0%	0	0%	2	0,60%	1	1,14%	0	0%
UPyD	0	0%	0	0%	1	0,22%	1	0,30%	1	1,14%	0	0%
PRE-IR	0	0%	0	0%	0	0%	0	0%	0	0%	0	0%
U.C.E.	0	0%	1	0,16%	0	0%	0	0%	1	1,14%	0	0%

## Municipis de Lleida

	Senterada		Sentiu de Sió, la		Seròs		Seu d'Urgell, la		Sidamon		Soleràs, el	
<b>Escurtat</b>	<b>100%</b>		<b>100%</b>		<b>100%</b>		<b>100%</b>		<b>100%</b>		<b>100%</b>	
Total votants	75	72,12%	289	70,49%	940	72,70%	5.875	65,21%	421	75,45%	212	76,26%
Abstenció	29	27,88%	121	29,51%	353	27,30%	3.134	34,79%	137	24,55%	66	23,74%
Vots nuls	1	1,33%	4	1,38%	9	0,96%	72	1,23%	14	3,33%	1	0,47%
Vots en blanc	1	1,33%	4	1,38%	33	3,51%	94	1,60%	10	2,38%	4	1,89%
Vots a candidatures	73	97,34%	281	97,24%	898	95,53%	5.709	97,17%	397	94,29%	207	97,64%

### Candidatures

CiU	21	28,37%	139	48,77%	429	46,07%	2.345	40,41%	177	43,48%	119	56,39%
ERC-Cat Sí	27	36,48%	53	18,59%	211	22,66%	864	14,88%	67	16,46%	55	26,06%
PP	6	8,10%	26	9,12%	70	7,51%	710	12,23%	61	14,98%	6	2,84%
PSC	8	10,81%	21	7,36%	100	10,74%	720	12,40%	24	5,89%	12	5,68%
ICV-EUiA	6	8,10%	15	5,26%	26	2,79%	401	6,91%	32	7,86%	5	2,36%
C's	1	1,35%	8	2,80%	4	0,42%	172	2,96%	7	1,71%	0	0%
CUP-Alternativa d'Esquerres	2	2,70%	9	3,15%	13	1,39%	279	4,80%	15	3,68%	5	2,36%
SI	0	0%	3	1,05%	22	2,36%	92	1,58%	3	0,73%	1	0,47%
Eb	0	0%	1	0,35%	7	0,75%	32	0,55%	0	0%	0	0%
PxC	0	0%	3	1,05%	6	0,64%	8	0,13%	4	0,98%	3	1,42%
PACMA	0	0%	1	0,35%	0	0%	25	0,43%	2	0,49%	0	0%
PIRATA.CAT	1	1,35%	0	0%	3	0,32%	27	0,46%	0	0%	0	0%
FARTS.cat	1	1,35%	0	0%	6	0,64%	16	0,27%	1	0,24%	1	0,47%
UPyD	0	0%	1	0,35%	0	0%	16	0,27%	1	0,24%	0	0%
PRE-IR	0	0%	1	0,35%	1	0,10%	1	0,01%	3	0,73%	0	0%
U.C.E.	0	0%	0	0%	0	0%	1	0,01%	0	0%	0	0%

	Solsona		Soriguera		Sort		Soses		Sudanell		Sunyer	
<b>Escurtat</b>	<b>100%</b>		<b>100%</b>		<b>100%</b>		<b>100%</b>		<b>100%</b>		<b>100%</b>	
Total votants	4.374	70,74%	202	69,90%	1.110	73,03%	835	73,12%	442	63,87%	177	77,97%
Abstenció	1.809	29,26%	87	30,10%	410	26,97%	307	26,88%	250	36,13%	50	22,03%
Vots nuls	34	0,78%	1	0,50%	26	2,34%	16	1,92%	3	0,68%	2	1,13%
Vots en blanc	65	1,49%	1	0,50%	17	1,53%	13	1,56%	9	2,04%	10	5,65%
Vots a candidatures	4.275	97,73%	200	99,00%	1.067	96,13%	806	96,52%	430	97,28%	165	93,22%

### Candidatures

CiU	1.888	43,50%	92	45,77%	493	45,47%	439	53,60%	205	46,69%	104	59,42%
ERC-Cat Sí	1.191	27,44%	36	17,91%	212	19,55%	153	18,68%	89	20,27%	23	13,14%
PP	270	6,22%	12	5,97%	70	6,45%	64	7,81%	30	6,83%	14	8,00%
PSC	342	7,88%	19	9,45%	100	9,22%	85	10,37%	27	6,15%	7	4,00%
ICV-EUiA	183	4,21%	11	5,47%	54	4,98%	36	4,39%	29	6,60%	4	2,28%
C's	52	1,19%	4	1,99%	35	3,22%	8	0,97%	8	1,82%	3	1,71%
CUP-Alternativa d'Esquerres	166	3,82%	18	8,95%	80	7,38%	9	1,09%	17	3,87%	4	2,28%
SI	60	1,38%	3	1,49%	10	0,92%	10	1,22%	7	1,59%	2	1,14%
Eb	22	0,50%	1	0,49%	3	0,27%	0	0%	8	1,82%	1	0,57%
PxC	53	1,22%	0	0%	0	0%	1	0,12%	4	0,91%	1	0,57%
PACMA	11	0,25%	1	0,49%	2	0,18%	0	0%	1	0,22%	0	0%
PIRATA.CAT	11	0,25%	1	0,49%	4	0,36%	1	0,12%	2	0,45%	1	0,57%
FARTS.cat	3	0,06%	2	0,99%	2	0,18%	0	0%	0	0%	1	0,57%
UPyD	7	0,16%	0	0%	1	0,09%	0	0%	0	0%	0	0%
PRE-IR	14	0,32%	0	0%	1	0,09%	0	0%	3	0,68%	0	0%
U.C.E.	2	0,04%	0	0%	0	0%	0	0%	0	0%	0	0%

## Municipis de Lleida

	Talarn		Talavera		Tàrrega		Tarrés		Tarroja de Segarra		Térmens	
Escurtat	100%		100%		100%		100%		100%		100%	
Total votants	241	56,57%	195	80,58%	7.387	69,73%	79	87,78%	120	82,76%	753	71,58%
Abstenció	185	43,43%	47	19,42%	3.206	30,27%	11	12,22%	25	17,24%	299	28,42%
Vots nuls	1	0,41%	3	1,54%	60	0,81%	0	0%	0	0%	2	0,27%
Vots en blanc	1	0,41%	8	4,10%	142	1,92%	2	2,53%	0	0%	3	0,40%
Vots a candidatures	239	99,18%	184	94,36%	7.185	97,27%	77	97,47%	120	100%	748	99,33%

### Candidatures

CiU	95	39,58%	114	59,37%	3.561	48,60%	53	67,08%	44	36,66%	373	49,66%
ERC-Cat Sí	50	20,83%	32	16,66%	1.247	17,01%	18	22,78%	29	24,16%	178	23,70%
PP	29	12,08%	17	8,85%	611	8,33%	2	2,53%	13	10,83%	83	11,05%
PSC	15	6,25%	1	0,52%	614	8,37%	1	1,26%	1	0,83%	43	5,72%
ICV-EUIA	16	6,66%	9	4,68%	357	4,87%	0	0%	8	6,66%	27	3,59%
C's	13	5,41%	2	1,04%	133	1,81%	0	0%	2	1,66%	6	0,79%
CUP-Alternativa d'Esquerres	13	5,41%	4	2,08%	282	3,84%	2	2,53%	12	10,00%	11	1,46%
SI	2	0,83%	4	2,08%	218	2,97%	0	0%	6	5,00%	11	1,46%
Eb	1	0,41%	0	0%	36	0,49%	0	0%	0	0%	2	0,26%
PxC	1	0,41%	0	0%	58	0,79%	0	0%	1	0,83%	7	0,93%
PACMA	1	0,41%	1	0,52%	11	0,15%	1	1,26%	1	0,83%	3	0,39%
PIRATA.CAT	1	0,41%	0	0%	23	0,31%	0	0%	1	0,83%	1	0,13%
FARTS.cat	1	0,41%	0	0%	9	0,12%	0	0%	1	0,83%	2	0,26%
UPyD	1	0,41%	0	0%	4	0,05%	0	0%	0	0%	0	0%
PRE-IR	0	0%	0	0%	13	0,17%	0	0%	1	0,83%	1	0,13%
U.C.E.	0	0%	0	0%	8	0,10%	0	0%	0	0%	0	0%

	Tírvia		Tiurana		Torà		Torms, els		Tornabous		Torre de Cabdella, la	
Escurtat	100%		100%		100%		100%		100%		100%	
Total votants	92	68,66%	62	92,54%	725	76,08%	97	69,29%	468	78,00%	477	71,95%
Abstenció	42	31,34%	5	7,46%	228	23,92%	43	30,71%	132	22,00%	186	28,05%
Vots nuls	1	1,09%	1	1,61%	13	1,79%	5	5,15%	7	1,50%	1	0,21%
Vots en blanc	0	0%	2	3,23%	17	2,34%	4	4,12%	11	2,35%	6	1,26%
Vots a candidatures	91	98,91%	59	95,16%	695	95,87%	88	90,73%	450	96,15%	470	98,53%

### Candidatures

CiU	38	41,75%	39	63,93%	379	53,23%	51	55,43%	252	54,66%	243	51,05%
ERC-Cat Sí	29	31,86%	9	14,75%	136	19,10%	18	19,56%	113	24,51%	125	26,26%
PP	4	4,39%	7	11,47%	25	3,51%	2	2,17%	28	6,07%	13	2,73%
PSC	6	6,59%	0	0%	24	3,37%	7	7,60%	12	2,60%	33	6,93%
ICV-EUIA	6	6,59%	1	1,63%	26	3,65%	4	4,34%	13	2,81%	15	3,15%
C's	1	1,09%	2	3,27%	9	1,26%	3	3,26%	9	1,95%	1	0,21%
CUP-Alternativa d'Esquerres	6	6,59%	1	1,63%	72	10,11%	1	1,08%	13	2,81%	29	6,09%
SI	1	1,09%	0	0%	6	0,84%	1	1,08%	4	0,86%	7	1,47%
Eb	0	0%	0	0%	3	0,42%	0	0%	1	0,21%	0	0%
PxC	0	0%	0	0%	9	1,26%	0	0%	0	0%	1	0,21%
PACMA	0	0%	0	0%	2	0,28%	0	0%	0	0%	1	0,21%
PIRATA.CAT	0	0%	0	0%	0	0%	0	0%	1	0,21%	1	0,21%
FARTS.cat	0	0%	0	0%	1	0,14%	0	0%	2	0,43%	0	0%
UPyD	0	0%	0	0%	0	0%	0	0%	0	0%	0	0%
PRE-IR	0	0%	0	0%	3	0,42%	1	1,08%	2	0,43%	1	0,21%
U.C.E.	0	0%	0	0%	0	0%	0	0%	0	0%	0	0%

## Municipis de Lleida

	Torrebeses		Torrefarrera		Torrefeta i Florejacs		Torregrossa		Torrelameu		Torres de Segre	
Escurtat	<b>100%</b>		<b>100%</b>		<b>100%</b>		<b>100%</b>		<b>100%</b>		<b>100%</b>	
Total votants	180	70,04%	2.139	73,23%	368	72,44%	1.215	74,63%	412	80,31%	1.002	68,35%
Abstenció	77	29,96%	782	26,77%	140	27,56%	413	25,37%	101	19,69%	464	31,65%
Vots nuls	3	1,67%	17	0,79%	1	0,27%	16	1,32%	10	2,43%	11	1,10%
Vots en blanc	4	2,22%	49	2,29%	3	0,82%	25	2,06%	4	0,97%	19	1,90%
Vots a candidatures	173	96,11%	2.073	96,92%	364	98,91%	1.174	96,62%	398	96,60%	972	97,00%

### Candidatures

CiU	96	54,23%	977	46,04%	174	47,41%	554	46,20%	230	57,21%	441	44,50%
ERC-Cat Sí	32	18,07%	358	16,87%	106	28,88%	218	18,18%	80	19,90%	170	17,15%
PP	15	8,47%	206	9,70%	29	7,90%	134	11,17%	43	10,69%	137	13,82%
PSC	12	6,77%	215	10,13%	13	3,54%	152	12,67%	17	4,22%	131	13,21%
ICV-EUiA	3	1,69%	112	5,27%	16	4,35%	36	3,00%	11	2,73%	30	3,02%
C's	0	0%	103	4,85%	2	0,54%	30	2,50%	0	0%	20	2,01%
CUP-Alternativa d'Esquerres	10	5,64%	26	1,22%	14	3,81%	17	1,41%	9	2,23%	15	1,51%
SI	5	2,82%	30	1,41%	6	1,63%	12	1,00%	2	0,49%	11	1,10%
Eb	0	0%	9	0,42%	0	0%	4	0,33%	1	0,24%	4	0,40%
PxC	0	0%	2	0,09%	1	0,27%	11	0,91%	3	0,74%	3	0,30%
PACMA	0	0%	13	0,61%	1	0,27%	2	0,16%	0	0%	5	0,50%
PIRATA.CAT	0	0%	2	0,09%	0	0%	2	0,16%	2	0,49%	0	0%
FARTS.cat	0	0%	10	0,47%	1	0,27%	0	0%	0	0%	2	0,20%
UPyD	0	0%	6	0,28%	0	0%	0	0%	0	0%	0	0%
PRE-IR	0	0%	4	0,18%	1	0,27%	2	0,16%	0	0%	1	0,10%
U.C.E.	0	0%	0	0%	0	0%	0	0%	0	0%	2	0,20%

	Torre-serona		Trepmp		Vall de Boí, la		Vall de Cardós		Vallbona de les Monges		Vallfogona de Balaguer	
Escurtat	<b>100%</b>		<b>100%</b>		<b>100%</b>		<b>100%</b>		<b>100%</b>		<b>100%</b>	
Total votants	209	75,45%	2.916	64,81%	558	68,63%	222	71,84%	174	76,65%	1.034	73,49%
Abstenció	68	24,55%	1.583	35,19%	255	31,37%	87	28,16%	53	23,35%	373	26,51%
Vots nuls	2	0,96%	36	1,23%	6	1,08%	8	3,60%	1	0,57%	14	1,35%
Vots en blanc	4	1,91%	47	1,61%	10	1,79%	3	1,35%	10	5,75%	24	2,32%
Vots a candidatures	203	97,13%	2.833	97,16%	542	97,13%	211	95,05%	163	93,68%	996	96,33%

### Candidatures

CiU	81	39,13%	1.352	46,94%	250	45,28%	107	50,00%	89	51,44%	464	45,49%
ERC-Cat Sí	38	18,35%	522	18,12%	158	28,62%	47	21,96%	32	18,49%	180	17,64%
PP	21	10,14%	274	9,51%	18	3,26%	22	10,28%	9	5,20%	134	13,13%
PSC	32	15,45%	326	11,31%	32	5,79%	13	6,07%	2	1,15%	89	8,72%
ICV-EUiA	3	1,44%	142	4,93%	33	5,97%	1	0,46%	13	7,51%	32	3,13%
C's	10	4,83%	44	1,52%	2	0,36%	6	2,80%	0	0%	26	2,54%
CUP-Alternativa d'Esquerres	7	3,38%	89	3,09%	33	5,97%	12	5,60%	7	4,04%	24	2,35%
SI	2	0,96%	29	1,00%	4	0,72%	1	0,46%	7	4,04%	24	2,35%
Eb	3	1,44%	20	0,69%	5	0,90%	1	0,46%	1	0,57%	4	0,39%
PxC	0	0%	6	0,20%	1	0,18%	1	0,46%	2	1,15%	4	0,39%
PACMA	1	0,48%	10	0,34%	1	0,18%	0	0%	0	0%	4	0,39%
PIRATA.CAT	1	0,48%	11	0,38%	1	0,18%	0	0%	0	0%	0	0%
FARTS.cat	0	0%	3	0,10%	3	0,54%	0	0%	0	0%	5	0,49%
UPyD	2	0,96%	2	0,06%	0	0%	0	0%	0	0%	5	0,49%
PRE-IR	2	0,96%	0	0%	1	0,18%	0	0%	1	0,57%	1	0,09%
U.C.E.	0	0%	3	0,10%	0	0%	0	0%	0	0%	0	0%

## Municipis de Lleida

	Valls d'Aguilar, les		Valls de Valira, les		Vansa i Fòrnols, la		Verdú		Vielha e Mijaran		Vilagrassa	
Escurtat	<b>100%</b>		<b>100%</b>		<b>100%</b>		<b>100%</b>		<b>100%</b>		<b>100%</b>	
Total votants	168	69,71%	350	54,95%	112	76,19%	571	73,21%	2.145	62,43%	278	77,22%
Abstenció	73	30,29%	287	45,05%	35	23,81%	209	26,79%	1.291	37,57%	82	22,78%
Vots nuls	4	2,38%	3	0,86%	0	0%	6	1,05%	40	1,86%	1	0,36%
Vots en blanc	1	0,60%	2	0,57%	0	0%	11	1,93%	85	3,96%	9	3,24%
Vots a candidatures	163	97,02%	345	98,57%	112	100%	554	97,02%	2.020	94,18%	268	96,40%

### Candidatures

CiU	71	43,29%	183	52,73%	58	51,78%	301	53,27%	650	30,87%	147	53,06%
ERC-Cat Sí	46	28,04%	68	19,59%	20	17,85%	109	19,29%	135	6,41%	36	12,99%
PP	11	6,70%	17	4,89%	4	3,57%	45	7,96%	471	22,37%	33	11,91%
PSC	14	8,53%	25	7,20%	5	4,46%	31	5,48%	380	18,05%	24	8,66%
ICV-EUiA	10	6,09%	15	4,32%	10	8,92%	28	4,95%	123	5,84%	14	5,05%
C's	4	2,43%	15	4,32%	1	0,89%	6	1,06%	125	5,93%	4	1,44%
CUP-Alternativa d'Esquerres	7	4,26%	15	4,32%	12	10,71%	19	3,36%	31	1,47%	3	1,08%
SI	0	0%	1	0,28%	1	0,89%	11	1,94%	10	0,47%	4	1,44%
Eb	0	0%	2	0,57%	0	0%	3	0,53%	22	1,04%	0	0%
PxC	0	0%	1	0,28%	0	0%	0	0%	7	0,33%	1	0,36%
PACMA	0	0%	1	0,28%	0	0%	0	0%	3	0,14%	1	0,36%
PIRATA.CAT	0	0%	2	0,57%	0	0%	1	0,17%	16	0,76%	1	0,36%
FARTS.cat	0	0%	0	0%	0	0%	0	0%	17	0,80%	0	0%
UPyD	0	0%	0	0%	0	0%	0	0%	21	0,99%	0	0%
PRE-IR	0	0%	0	0%	1	0,89%	0	0%	5	0,23%	0	0%
U.C.E.	0	0%	0	0%	0	0%	0	0%	4	0,19%	0	0%

	Vilaller		Vilamòs		Vilanova de Bellpuig		Vilanova de la Barca		Vilanova de l'Aguda		Vilanova de Meià	
Escurtat	<b>100%</b>		<b>100%</b>		<b>100%</b>		<b>100%</b>		<b>100%</b>		<b>100%</b>	
Total votants	313	71,62%	64	49,23%	737	80,90%	558	73,52%	145	71,43%	251	71,31%
Abstenció	124	28,38%	66	50,77%	174	19,10%	201	26,48%	58	28,57%	101	28,69%
Vots nuls	3	0,96%	2	3,13%	7	0,95%	14	2,51%	2	1,38%	2	0,80%
Vots en blanc	8	2,56%	0	0%	4	0,54%	8	1,43%	2	1,38%	3	1,20%
Vots a candidatures	302	96,48%	62	96,87%	726	98,51%	536	96,06%	141	97,24%	246	98,00%

### Candidatures

CiU	112	36,12%	25	40,32%	417	57,12%	236	43,38%	75	52,44%	132	53,01%
ERC-Cat Sí	46	14,83%	6	9,67%	164	22,46%	105	19,30%	51	35,66%	73	29,31%
PP	29	9,35%	12	19,35%	32	4,38%	60	11,02%	11	7,69%	13	5,22%
PSC	59	19,03%	10	16,12%	23	3,15%	81	14,88%	0	0%	8	3,21%
ICV-EUiA	19	6,12%	1	1,61%	23	3,15%	20	3,67%	0	0%	3	1,20%
C's	13	4,19%	4	6,45%	2	0,27%	14	2,57%	0	0%	1	0,40%
CUP-Alternativa d'Esquerres	6	1,93%	1	1,61%	36	4,93%	6	1,10%	1	0,69%	15	6,02%
SI	1	0,32%	0	0%	21	2,87%	5	0,91%	2	1,39%	1	0,40%
Eb	5	1,61%	0	0%	3	0,41%	5	0,91%	0	0%	0	0%
PxC	2	0,64%	0	0%	1	0,13%	0	0%	1	0,69%	0	0%
PACMA	2	0,64%	0	0%	0	0%	1	0,18%	0	0%	0	0%
PIRATA.CAT	2	0,64%	1	1,61%	0	0%	1	0,18%	0	0%	0	0%
FARTS.cat	1	0,32%	0	0%	2	0,27%	1	0,18%	0	0%	0	0%
UPyD	1	0,32%	1	1,61%	0	0%	0	0%	0	0%	0	0%
PRE-IR	3	0,96%	1	1,61%	2	0,27%	1	0,18%	0	0%	0	0%
U.C.E.	1	0,32%	0	0%	0	0%	0	0%	0	0%	0	0%



## Municipis de Lleida

	Vilanova de Segrià		Vila-sana		Vilosell, el		Vinaixa	
Escurtat	<b>100%</b>		<b>100%</b>		<b>100%</b>		<b>100%</b>	
Total votants	482	69,45%	388	72,80%	140	86,42%	369	79,18%
Abstenció	212	30,55%	145	27,20%	22	13,58%	97	20,82%
Vots nuls	2	0,41%	5	1,29%	0	0%	6	1,63%
Vots en blanc	10	2,07%	6	1,55%	0	0%	9	2,44%
Vots a candidatures	470	97,52%	377	97,16%	140	100%	354	95,93%

### Candidatures

CiU	240	50,00%	204	53,26%	80	57,14%	159	43,80%
ERC-Cat Sí	92	19,16%	69	18,01%	28	20,00%	77	21,21%
PP	47	9,79%	42	10,96%	7	5,00%	32	8,81%
PSC	30	6,25%	19	4,96%	1	0,71%	30	8,26%
ICV-EUiA	21	4,37%	13	3,39%	9	6,42%	9	2,47%
C's	18	3,75%	5	1,30%	5	3,57%	13	3,58%
CUP-Alternativa d'Esquerres	9	1,87%	13	3,39%	8	5,71%	23	6,33%
SI	2	0,41%	8	2,08%	2	1,42%	5	1,37%
Eb	7	1,45%	1	0,26%	0	0%	2	0,55%
PxC	1	0,20%	0	0%	0	0%	2	0,55%
PACMA	1	0,20%	2	0,52%	0	0%	0	0%
PIRATA.CAT	0	0%	0	0%	0	0%	0	0%
FARTS.cat	0	0%	0	0%	0	0%	2	0,55%
UPyD	1	0,20%	0	0%	0	0%	0	0%
PRE-IR	0	0%	1	0,26%	0	0%	0	0%
U.C.E.	1	0,20%	0	0%	0	0%	0	0%

## Municipis de Tarragona

	Residents absents		Aiguamúrcia		Albinyana		Albiol, l'		Alcanar		Alcover	
<b>Escurtat</b>	<b>100%</b>		<b>100%</b>		<b>100%</b>		<b>100%</b>		<b>100%</b>		<b>100%</b>	
Total votants	898	7,73%	507	72,84%	1.214	67,37%	224	70,22%	4.040	63,42%	2.359	65,58%
Abstenció	10.720	92,27%	189	27,16%	588	32,63%	95	29,78%	2.330	36,58%	1.238	34,42%
Vots nuls	148	16,48%	5	0,99%	20	1,65%	0	0%	89	2,20%	22	0,93%
Vots en blanc	9	1,00%	7	1,38%	18	1,48%	4	1,79%	110	2,72%	46	1,95%
Vots a candidatures	741	82,52%	495	97,63%	1.176	96,87%	220	98,21%	3.841	95,08%	2.291	97,12%

### Candidatures

CiU	229	30,53%	192	38,24%	387	32,41%	83	37,05%	1.227	31,05%	892	38,16%
ERC-Cat Sí	142	18,93%	99	19,72%	107	8,96%	20	8,92%	1.128	28,54%	363	15,53%
P.P.	94	12,53%	52	10,35%	189	15,82%	20	8,92%	561	14,19%	234	10,01%
PSC	119	15,86%	47	9,36%	258	21,60%	43	19,19%	358	9,06%	248	10,61%
C's	27	3,60%	22	4,38%	73	6,11%	13	5,80%	72	1,82%	117	5,00%
ICV-EUiA	62	8,26%	37	7,37%	85	7,11%	14	6,25%	201	5,08%	160	6,84%
CUP-Alternativa d'Esquerres	15	2,00%	22	4,38%	29	2,42%	15	6,69%	155	3,92%	92	3,93%
S.I.	24	3,20%	13	2,58%	13	1,08%	3	1,33%	63	1,59%	129	5,51%
PxC	1	0,13%	0	0%	15	1,25%	1	0,44%	28	0,70%	10	0,42%
Eb	1	0,13%	0	0%	4	0,33%	3	1,33%	13	0,32%	10	0,42%
PACMA	9	1,20%	1	0,19%	9	0,75%	1	0,44%	5	0,12%	9	0,38%
UPyD	12	1,60%	1	0,19%	0	0%	1	0,44%	4	0,10%	3	0,12%
FARTS.cat	1	0,13%	1	0,19%	3	0,25%	1	0,44%	9	0,22%	4	0,17%
PIRATA.CAT	2	0,26%	7	1,39%	3	0,25%	1	0,44%	13	0,32%	16	0,68%
SIR	1	0,13%	1	0,19%	0	0%	0	0%	2	0,05%	3	0,12%
U.C.E.	2	0,26%	0	0%	1	0,08%	1	0,44%	2	0,05%	1	0,04%

	Aldea, l'		Aldover		Aleixar, l'		Alfara de Carles		Alforja		Alió	
<b>Escurtat</b>	<b>100%</b>		<b>100%</b>		<b>100%</b>		<b>100%</b>		<b>100%</b>		<b>100%</b>	
Total votants	1.800	61,58%	473	66,53%	480	75,95%	192	60,00%	981	69,23%	265	82,30%
Abstenció	1.123	38,42%	238	33,47%	152	24,05%	128	40,00%	436	30,77%	57	17,70%
Vots nuls	62	3,44%	13	2,75%	0	0%	4	2,08%	16	1,63%	2	0,75%
Vots en blanc	77	4,28%	25	5,29%	2	0,42%	8	4,17%	19	1,94%	7	2,64%
Vots a candidatures	1.661	92,28%	435	91,96%	478	99,58%	180	93,75%	946	96,43%	256	96,61%

### Candidatures

CiU	542	31,18%	154	33,47%	237	49,37%	52	27,65%	375	38,86%	122	46,38%
ERC-Cat Sí	498	28,65%	84	18,26%	103	21,45%	33	17,55%	206	21,34%	45	17,11%
P.P.	203	11,68%	53	11,52%	40	8,33%	35	18,61%	53	5,49%	21	7,98%
PSC	182	10,47%	77	16,73%	21	4,37%	37	19,68%	95	9,84%	25	9,50%
C's	37	2,12%	5	1,08%	12	2,50%	6	3,19%	28	2,90%	3	1,14%
ICV-EUiA	79	4,54%	26	5,65%	30	6,25%	3	1,59%	88	9,11%	12	4,56%
CUP-Alternativa d'Esquerres	36	2,07%	21	4,56%	23	4,79%	9	4,78%	50	5,18%	14	5,32%
S.I.	27	1,55%	6	1,30%	7	1,45%	0	0%	24	2,48%	5	1,90%
PxC	23	1,32%	1	0,21%	2	0,41%	1	0,53%	9	0,93%	5	1,90%
Eb	13	0,74%	3	0,65%	1	0,20%	1	0,53%	3	0,31%	0	0%
PACMA	5	0,28%	3	0,65%	1	0,20%	1	0,53%	10	1,03%	2	0,76%
UPyD	4	0,23%	0	0%	1	0,20%	0	0%	0	0%	0	0%
FARTS.cat	7	0,40%	1	0,21%	0	0%	0	0%	3	0,31%	2	0,76%
PIRATA.CAT	4	0,23%	1	0,21%	0	0%	1	0,53%	2	0,20%	0	0%
SIR	0	0%	0	0%	0	0%	0	0%	0	0%	0	0%
U.C.E.	1	0,05%	0	0%	0	0%	1	0,53%	0	0%	0	0%



## Municipis de Tarragona

	Almóster		Altafulla		Ametlla de Mar, l'		Ampolla, l'		Ampostà		Arboç, l'	
Escurtat	100%		100%		100%		100%		100%		100%	
Total votants	830	80,35%	2.562	73,85%	2.952	67,58%	1.435	70,17%	9.060	64,11%	2.317	67,87%
Abstenció	203	19,65%	907	26,15%	1.416	32,42%	610	29,83%	5.071	35,89%	1.097	32,13%
Vots nuls	2	0,24%	20	0,78%	48	1,63%	25	1,74%	223	2,46%	35	1,51%
Vots en blanc	12	1,45%	36	1,41%	59	2,00%	16	1,11%	247	2,73%	28	1,21%
Vots a candidatures	816	98,31%	2.506	97,81%	2.845	96,37%	1.394	97,15%	8.590	94,81%	2.254	97,28%

### Candidatures

CiU	369	44,56%	828	32,57%	1.157	39,84%	706	50,07%	3.284	37,16%	590	25,85%
ERC-Cat Sí	160	19,32%	390	15,34%	665	22,89%	217	15,39%	1.813	20,51%	264	11,56%
P.P.	75	9,05%	296	11,64%	383	13,18%	182	12,90%	849	9,60%	288	12,62%
PSC	43	5,19%	275	10,81%	214	7,36%	104	7,37%	952	10,77%	468	20,50%
C's	57	6,88%	214	8,41%	87	2,99%	32	2,26%	180	2,03%	167	7,31%
ICV-EUiA	35	4,22%	306	12,03%	182	6,26%	78	5,53%	574	6,49%	174	7,62%
CUP-Alternativa d'Esquerres	47	5,67%	47	1,84%	35	1,20%	24	1,70%	397	4,49%	171	7,49%
S.I.	18	2,17%	79	3,10%	46	1,58%	26	1,84%	142	1,60%	24	1,05%
PxC	1	0,12%	10	0,39%	30	1,03%	8	0,56%	241	2,72%	43	1,88%
Eb	1	0,12%	20	0,78%	10	0,34%	0	0%	35	0,39%	17	0,74%
PACMA	2	0,24%	8	0,31%	11	0,37%	7	0,49%	47	0,53%	13	0,56%
UPyD	0	0%	7	0,27%	6	0,20%	4	0,28%	17	0,19%	7	0,30%
FARTS.cat	3	0,36%	10	0,39%	2	0,06%	0	0%	36	0,40%	8	0,35%
PIRATA.CAT	4	0,48%	13	0,51%	11	0,37%	4	0,28%	13	0,14%	17	0,74%
SiR	1	0,12%	2	0,07%	2	0,06%	0	0%	2	0,02%	0	0%
U.C.E.	0	0%	1	0,03%	4	0,13%	2	0,14%	8	0,09%	3	0,13%

	Arbolí		Argentera, l'		Arnes		Ascó		Banyeres del Penedès		Barberà de la Conca	
Escurtat	100%		100%		100%		100%		100%		100%	
Total votants	83	79,81%	114	79,72%	348	81,31%	900	66,67%	1.503	69,97%	239	62,57%
Abstenció	21	20,19%	29	20,28%	80	18,69%	450	33,33%	645	30,03%	143	37,43%
Vots nuls	0	0%	1	0,88%	8	2,30%	22	2,44%	36	2,40%	1	0,42%
Vots en blanc	1	1,20%	0	0%	7	2,01%	9	1,00%	24	1,60%	2	0,84%
Vots a candidatures	82	98,80%	113	99,12%	333	95,69%	869	96,56%	1.443	96,00%	236	98,74%

### Candidatures

CiU	42	50,60%	59	52,21%	217	63,82%	379	43,16%	411	28,01%	81	34,03%
ERC-Cat Sí	27	32,53%	22	19,46%	88	25,88%	165	18,79%	172	11,72%	50	21,00%
P.P.	0	0%	3	2,65%	11	3,23%	96	10,93%	216	14,72%	15	6,30%
PSC	0	0%	6	5,30%	2	0,58%	103	11,73%	252	17,17%	22	9,24%
C's	0	0%	1	0,88%	1	0,29%	30	3,41%	142	9,67%	5	2,10%
ICV-EUiA	3	3,61%	9	7,96%	4	1,17%	35	3,98%	138	9,40%	16	6,72%
CUP-Alternativa d'Esquerres	9	10,84%	8	7,07%	7	2,05%	26	2,96%	37	2,52%	39	16,38%
S.I.	1	1,20%	0	0%	2	0,58%	16	1,82%	10	0,68%	1	0,42%
PxC	0	0%	0	0%	0	0%	4	0,45%	24	1,63%	1	0,42%
Eb	0	0%	0	0%	0	0%	2	0,22%	15	1,02%	3	1,26%
PACMA	0	0%	0	0%	0	0%	1	0,11%	8	0,54%	1	0,42%
UPyD	0	0%	0	0%	0	0%	0	0%	6	0,40%	0	0%
FARTS.cat	0	0%	2	1,76%	0	0%	3	0,34%	5	0,34%	1	0,42%
PIRATA.CAT	0	0%	3	2,65%	1	0,29%	6	0,68%	3	0,20%	1	0,42%
SiR	0	0%	0	0%	0	0%	1	0,11%	0	0%	0	0%
U.C.E.	0	0%	0	0%	0	0%	2	0,22%	4	0,27%	0	0%

## Municipis de Tarragona

	Batea		Bellmunt del Priorat		Bellvei		Benifallet		Benissanet		Bisbal de Falset, la	
Escurtat	<b>100%</b>		<b>100%</b>		<b>100%</b>		<b>100%</b>		<b>100%</b>		<b>100%</b>	
Total votants	1.110	71,66%	178	73,86%	956	63,95%	453	71,79%	574	72,84%	141	79,66%
Abstenció	439	28,34%	63	26,14%	539	36,05%	178	28,21%	214	27,16%	36	20,34%
Vots nuls	17	1,53%	2	1,12%	13	1,36%	4	0,88%	10	1,74%	1	0,71%
Vots en blanc	32	2,88%	4	2,25%	15	1,57%	11	2,43%	9	1,57%	1	0,71%
Vots a candidatures	1.061	95,59%	172	96,63%	928	97,07%	438	96,69%	555	96,69%	139	98,58%

### Candidatures

CiU	361	33,02%	59	33,52%	289	30,64%	133	29,62%	242	42,90%	98	70,00%
ERC-Cat Sí	221	20,21%	33	18,75%	99	10,49%	128	28,50%	183	32,44%	31	22,14%
P.P.	206	18,84%	5	2,84%	175	18,55%	54	12,02%	49	8,68%	5	3,57%
PSC	140	12,80%	32	18,18%	151	16,01%	85	18,93%	27	4,78%	1	0,71%
C's	18	1,64%	1	0,56%	63	6,68%	4	0,89%	11	1,95%	0	0%
ICV-EUiA	67	6,12%	11	6,25%	65	6,89%	16	3,56%	14	2,48%	0	0%
CUP-Alternativa d'Esquerres	21	1,92%	25	14,20%	34	3,60%	10	2,22%	11	1,95%	2	1,42%
S.I.	17	1,55%	1	0,56%	3	0,31%	1	0,22%	16	2,83%	0	0%
PxC	6	0,54%	1	0,56%	26	2,75%	2	0,44%	1	0,17%	2	1,42%
Eb	2	0,18%	2	1,13%	7	0,74%	3	0,66%	0	0%	0	0%
PACMA	0	0%	0	0%	6	0,63%	1	0,22%	0	0%	0	0%
UPyD	1	0,09%	1	0,56%	1	0,10%	0	0%	0	0%	0	0%
FARTS.cat	1	0,09%	0	0%	5	0,53%	0	0%	0	0%	0	0%
PIRATA.CAT	0	0%	1	0,56%	3	0,31%	1	0,22%	0	0%	0	0%
SiR	0	0%	0	0%	0	0%	0	0%	1	0,17%	0	0%
U.C.E.	0	0%	0	0%	1	0,10%	0	0%	0	0%	0	0%

	Bisbal del Penedès, la		Blancafort		Bonastre		Borges del Camp, les		Bot		Botarell	
Escurtat	<b>100%</b>		<b>100%</b>		<b>100%</b>		<b>100%</b>		<b>100%</b>		<b>100%</b>	
Total votants	1.600	59,61%	251	76,52%	329	73,27%	1.110	74,10%	430	75,70%	548	70,62%
Abstenció	1.084	40,39%	77	23,48%	120	26,73%	388	25,90%	138	24,30%	228	29,38%
Vots nuls	29	1,81%	2	0,80%	4	1,22%	15	1,35%	5	1,16%	7	1,28%
Vots en blanc	14	0,88%	2	0,80%	7	2,13%	12	1,08%	8	1,86%	15	2,74%
Vots a candidatures	1.557	97,31%	247	98,40%	318	96,65%	1.083	97,57%	417	96,98%	526	95,98%

### Candidatures

CiU	512	32,59%	83	33,33%	132	40,61%	553	50,50%	193	45,41%	235	43,43%
ERC-Cat Sí	233	14,83%	102	40,96%	43	13,23%	228	20,82%	77	18,11%	88	16,26%
P.P.	208	13,23%	13	5,22%	38	11,69%	56	5,11%	28	6,58%	57	10,53%
PSC	250	15,91%	6	2,40%	19	5,84%	82	7,48%	76	17,88%	45	8,31%
C's	106	6,74%	5	2,00%	22	6,76%	27	2,46%	7	1,64%	20	3,69%
ICV-EUiA	100	6,36%	13	5,22%	25	7,69%	54	4,93%	10	2,35%	33	6,09%
CUP-Alternativa d'Esquerres	52	3,30%	17	6,82%	7	2,15%	39	3,56%	16	3,76%	30	5,54%
S.I.	42	2,67%	5	2,00%	17	5,23%	13	1,18%	2	0,47%	6	1,10%
PxC	17	1,08%	0	0%	5	1,53%	9	0,82%	4	0,94%	3	0,55%
Eb	6	0,38%	1	0,40%	2	0,61%	4	0,36%	2	0,47%	3	0,55%
PACMA	11	0,70%	0	0%	6	1,84%	6	0,54%	0	0%	3	0,55%
UPyD	4	0,25%	0	0%	0	0%	3	0,27%	0	0%	0	0%
FARTS.cat	5	0,31%	1	0,40%	0	0%	2	0,18%	0	0%	3	0,55%
PIRATA.CAT	3	0,19%	0	0%	2	0,61%	6	0,54%	2	0,47%	0	0%
SiR	3	0,19%	1	0,40%	0	0%	0	0%	0	0%	0	0%
U.C.E.	5	0,31%	0	0%	0	0%	1	0,09%	0	0%	0	0%

## Municipis de Tarragona

	Bràfim		Cabacés		Cabra del Camp		Calafell		Camarles		Cambrils	
Escurtat	<b>100%</b>		<b>100%</b>		<b>100%</b>		<b>100%</b>		<b>100%</b>		<b>100%</b>	
Total votants	377	78,71%	205	74,82%	504	59,86%	10.045	59,76%	1.446	61,30%	13.325	63,48%
Abstenció	102	21,29%	69	25,18%	338	40,14%	6.763	40,24%	913	38,70%	7.665	36,52%
Vots nuls	7	1,86%	6	2,93%	6	1,19%	114	1,13%	15	1,04%	119	0,89%
Vots en blanc	3	0,80%	3	1,46%	5	0,99%	165	1,64%	39	2,70%	207	1,55%
Vots a candidatures	367	97,34%	196	95,61%	493	97,82%	9.766	97,23%	1.392	96,26%	12.999	97,56%

### Candidatures

CiU	171	46,21%	114	57,28%	186	37,34%	2.698	27,16%	613	42,83%	4.135	31,31%
ERC-Cat Sí	94	25,40%	26	13,06%	86	17,26%	1.050	10,57%	342	23,89%	1.465	11,09%
P.P.	35	9,45%	21	10,55%	62	12,44%	1.677	16,88%	121	8,45%	2.607	19,74%
PSC	24	6,48%	5	2,51%	59	11,84%	1.633	16,44%	166	11,60%	1.666	12,61%
C's	13	3,51%	1	0,50%	25	5,02%	966	9,72%	20	1,39%	1.236	9,35%
ICV-EUiA	15	4,05%	7	3,51%	40	8,03%	924	9,30%	44	3,07%	926	7,01%
CUP-Alternativa d'Esquerres	7	1,89%	13	6,53%	15	3,01%	286	2,87%	26	1,81%	311	2,35%
S.I.	2	0,54%	7	3,51%	5	1,00%	97	0,97%	47	3,28%	182	1,37%
PxC	2	0,54%	0	0%	7	1,40%	154	1,55%	5	0,34%	82	0,62%
Eb	0	0%	0	0%	0	0%	66	0,66%	2	0,13%	109	0,82%
PACMA	3	0,81%	1	0,50%	5	1,00%	67	0,67%	1	0,06%	97	0,73%
UPyD	0	0%	0	0%	0	0%	63	0,63%	2	0,13%	70	0,53%
FARTS.cat	0	0%	0	0%	0	0%	52	0,52%	2	0,13%	54	0,40%
PIRATA.CAT	0	0%	1	0,50%	1	0,20%	26	0,26%	0	0%	41	0,31%
SiR	1	0,27%	0	0%	2	0,40%	3	0,03%	1	0,06%	9	0,06%
U.C.E.	0	0%	0	0%	0	0%	4	0,04%	0	0%	9	0,06%

	Canonja, la		Capafonts		Capçanes		Caseres		Castellvell del Camp		Catllar, el	
Escurtat	<b>100%</b>		<b>100%</b>		<b>100%</b>		<b>100%</b>		<b>100%</b>		<b>100%</b>	
Total votants	2.678	64,36%	94	85,45%	283	83,73%	183	77,87%	1.575	75,54%	2.064	67,50%
Abstenció	1.483	35,64%	16	14,55%	55	16,27%	52	22,13%	510	24,46%	994	32,50%
Vots nuls	40	1,49%	0	0%	1	0,35%	3	1,64%	17	1,08%	8	0,39%
Vots en blanc	33	1,23%	0	0%	1	0,35%	13	7,10%	16	1,02%	38	1,84%
Vots a candidatures	2.605	97,28%	94	100%	281	99,30%	167	91,26%	1.542	97,90%	2.018	97,77%

### Candidatures

CiU	464	17,58%	40	42,55%	104	36,87%	63	35,00%	680	43,64%	610	29,66%
ERC-Cat Sí	168	6,36%	21	22,34%	81	28,72%	26	14,44%	271	17,39%	287	13,95%
P.P.	466	17,66%	10	10,63%	21	7,44%	39	21,66%	184	11,81%	273	13,27%
PSC	825	31,27%	2	2,12%	20	7,09%	14	7,77%	105	6,73%	259	12,59%
C's	263	9,96%	0	0%	3	1,06%	1	0,55%	76	4,87%	226	10,99%
ICV-EUiA	221	8,37%	2	2,12%	16	5,67%	13	7,22%	80	5,13%	165	8,02%
CUP-Alternativa d'Esquerres	91	3,44%	18	19,14%	29	10,28%	0	0%	77	4,94%	71	3,45%
S.I.	13	0,49%	0	0%	4	1,41%	3	1,66%	24	1,54%	40	1,94%
PxC	26	0,98%	0	0%	1	0,35%	3	1,66%	14	0,89%	9	0,43%
Eb	12	0,45%	0	0%	0	0%	2	1,11%	6	0,38%	14	0,68%
PACMA	26	0,98%	1	1,06%	0	0%	0	0%	8	0,51%	22	1,07%
UPyD	6	0,22%	0	0%	0	0%	2	1,11%	11	0,70%	9	0,43%
FARTS.cat	13	0,49%	0	0%	0	0%	0	0%	1	0,06%	23	1,11%
PIRATA.CAT	8	0,30%	0	0%	2	0,70%	1	0,55%	5	0,32%	5	0,24%
SiR	0	0%	0	0%	0	0%	0	0%	0	0%	2	0,09%
U.C.E.	3	0,11%	0	0%	0	0%	0	0%	0	0%	3	0,14%

## Municipis de Tarragona

	Colldejou		Conesa		Constantí		Corbera d'Ebre		Cornudella de Montsant		Creixell	
Escurtat	<b>100%</b>		<b>100%</b>		<b>100%</b>		<b>100%</b>		<b>100%</b>		<b>100%</b>	
Total votants	124	83,22%	88	79,28%	2.388	58,67%	555	67,68%	635	80,48%	1.507	62,30%
Abstenció	25	16,78%	23	20,72%	1.682	41,33%	265	32,32%	154	19,52%	912	37,70%
Vots nuls	1	0,81%	1	1,14%	35	1,47%	11	1,98%	6	0,94%	11	0,73%
Vots en blanc	1	0,81%	4	4,55%	49	2,05%	12	2,16%	6	0,94%	30	1,99%
Vots a candidatures	122	98,38%	83	94,31%	2.304	96,48%	532	95,86%	623	98,12%	1.466	97,28%

### Candidatures

CiU	66	53,65%	40	45,97%	496	21,07%	170	31,25%	313	49,76%	413	27,60%
ERC-Cat Sí	35	28,45%	22	25,28%	299	12,70%	130	23,89%	160	25,43%	169	11,29%
P.P.	1	0,81%	3	3,44%	447	18,99%	98	18,01%	22	3,49%	284	18,98%
PSC	5	4,06%	5	5,74%	517	21,97%	53	9,74%	39	6,20%	259	17,31%
C's	2	1,62%	1	1,14%	207	8,79%	6	1,10%	5	0,79%	134	8,95%
ICV-EUiA	9	7,31%	1	1,14%	164	6,96%	38	6,98%	27	4,29%	112	7,48%
CUP-Alternativa d'Esquerres	3	2,43%	9	10,34%	48	2,03%	16	2,94%	42	6,67%	24	1,60%
S.I.	1	0,81%	1	1,14%	53	2,25%	6	1,10%	11	1,74%	20	1,33%
PxC	0	0%	1	1,14%	25	1,06%	11	2,02%	0	0%	23	1,53%
Eb	0	0%	0	0%	9	0,38%	1	0,18%	0	0%	2	0,13%
PACMA	0	0%	0	0%	12	0,50%	0	0%	2	0,31%	8	0,53%
UPyD	0	0%	0	0%	6	0,25%	1	0,18%	0	0%	7	0,46%
FARTS.cat	0	0%	0	0%	4	0,16%	1	0,18%	2	0,31%	5	0,33%
PIRATA.CAT	0	0%	0	0%	6	0,25%	1	0,18%	0	0%	6	0,40%
SiR	0	0%	0	0%	4	0,16%	0	0%	0	0%	0	0%
U.C.E.	0	0%	0	0%	7	0,29%	0	0%	0	0%	0	0%

	Cunit		Deltebre		Duesaigües		Espluga de Francolí, l'		Falset		Fatarella, la	
Escurtat	<b>100%</b>		<b>100%</b>		<b>100%</b>		<b>100%</b>		<b>100%</b>		<b>100%</b>	
Total votants	5.381	61,66%	5.103	57,69%	158	77,07%	2.045	72,34%	1.517	76,93%	578	63,45%
Abstenció	3.346	38,34%	3.742	42,31%	47	22,93%	782	27,66%	455	23,07%	333	36,55%
Vots nuls	72	1,34%	122	2,39%	0	0%	24	1,17%	12	0,79%	10	1,73%
Vots en blanc	77	1,43%	194	3,80%	2	1,27%	24	1,17%	16	1,05%	17	2,94%
Vots a candidatures	5.232	97,23%	4.787	93,81%	156	98,73%	1.997	97,66%	1.489	98,16%	551	95,33%

### Candidatures

CiU	1.050	19,77%	1.630	32,72%	79	50,00%	958	47,40%	670	44,51%	188	33,09%
ERC-Cat Sí	466	8,77%	1.333	26,76%	30	18,98%	495	24,49%	373	24,78%	167	29,40%
P.P.	1.067	20,09%	504	10,11%	8	5,06%	148	7,32%	75	4,98%	52	9,15%
PSC	1.119	21,07%	676	13,57%	14	8,86%	136	6,72%	146	9,70%	37	6,51%
C's	581	10,94%	47	0,94%	1	0,63%	46	2,27%	23	1,52%	5	0,88%
ICV-EUiA	528	9,94%	215	4,31%	10	6,32%	72	3,56%	79	5,24%	45	7,92%
CUP-Alternativa d'Esquerres	104	1,95%	181	3,63%	6	3,79%	45	2,22%	89	5,91%	33	5,80%
S.I.	50	0,94%	125	2,50%	6	3,79%	64	3,16%	19	1,26%	17	2,99%
PxC	79	1,48%	30	0,60%	1	0,63%	10	0,49%	2	0,13%	4	0,70%
Eb	46	0,86%	17	0,34%	0	0%	9	0,44%	2	0,13%	1	0,17%
PACMA	29	0,54%	15	0,30%	0	0%	5	0,24%	5	0,33%	1	0,17%
UPyD	37	0,69%	6	0,12%	0	0%	0	0%	2	0,13%	0	0%
FARTS.cat	36	0,67%	4	0,08%	1	0,63%	3	0,14%	3	0,19%	0	0%
PIRATA.CAT	27	0,50%	2	0,04%	0	0%	6	0,29%	1	0,06%	1	0,17%
SiR	9	0,16%	2	0,04%	0	0%	0	0%	0	0%	0	0%
U.C.E.	4	0,07%	0	0%	0	0%	0	0%	0	0%	0	0%

## Municipis de Tarragona

	Febró, la		Figuera, la		Figuerola del Camp		Flix		Forès		Freginals	
Escurtat	100%		100%		100%		100%		100%		100%	
Total votants	35	77,78%	70	73,68%	217	81,89%	2.133	70,42%	34	68,00%	226	78,47%
Abstenció	10	22,22%	25	26,32%	48	18,11%	896	29,58%	16	32,00%	62	21,53%
Vots nuls	0	0%	1	1,43%	1	0,46%	18	0,84%	0	0%	4	1,77%
Vots en blanc	1	2,86%	1	1,43%	4	1,84%	25	1,17%	1	2,94%	7	3,10%
Vots a candidatures	34	97,14%	68	97,14%	212	97,70%	2.090	97,99%	33	97,06%	215	95,13%

### Candidatures

CiU	15	42,85%	30	43,47%	115	53,24%	723	34,18%	23	67,64%	87	39,18%
ERC-Cat Sí	10	28,57%	23	33,33%	50	23,14%	534	25,24%	3	8,82%	34	15,31%
P.P.	1	2,85%	3	4,34%	6	2,77%	149	7,04%	4	11,76%	33	14,86%
PSC	2	5,71%	0	0%	11	5,09%	293	13,85%	0	0%	28	12,61%
C's	0	0%	0	0%	3	1,38%	28	1,32%	2	5,88%	4	1,80%
ICV-EUiA	2	5,71%	8	11,59%	11	5,09%	141	6,66%	0	0%	11	4,95%
CUP-Alternativa d'Esquerres	2	5,71%	0	0%	10	4,62%	70	3,30%	1	2,94%	7	3,15%
S.I.	0	0%	4	5,79%	1	0,46%	107	5,05%	0	0%	4	1,80%
PxC	0	0%	0	0%	0	0%	13	0,61%	0	0%	0	0%
Eb	0	0%	0	0%	1	0,46%	3	0,14%	0	0%	1	0,45%
PACMA	0	0%	0	0%	3	1,38%	8	0,37%	0	0%	4	1,80%
UPyD	0	0%	0	0%	0	0%	0	0%	0	0%	1	0,45%
FARTS.cat	0	0%	0	0%	0	0%	4	0,18%	0	0%	1	0,45%
PIRATA.CAT	2	5,71%	0	0%	1	0,46%	15	0,70%	0	0%	0	0%
SiR	0	0%	0	0%	0	0%	2	0,09%	0	0%	0	0%
U.C.E.	0	0%	0	0%	0	0%	0	0%	0	0%	0	0%

	Galera, la		Gandesa		Garcia		Garidells, els		Ginestar		Godall	
Escurtat	100%		100%		100%		100%		100%		100%	
Total votants	366	63,32%	1.505	73,96%	311	73,70%	119	71,69%	468	77,74%	360	63,49%
Abstenció	212	36,68%	530	26,04%	111	26,30%	47	28,31%	134	22,26%	207	36,51%
Vots nuls	10	2,73%	28	1,86%	5	1,61%	0	0%	5	1,07%	21	5,83%
Vots en blanc	17	4,64%	34	2,26%	7	2,25%	0	0%	13	2,78%	11	3,06%
Vots a candidatures	339	92,63%	1.443	95,88%	299	96,14%	119	100%	450	96,15%	328	91,11%

### Candidatures

CiU	128	35,95%	668	45,22%	147	48,03%	59	49,57%	208	44,92%	74	21,82%
ERC-Cat Sí	75	21,06%	265	17,94%	78	25,49%	26	21,84%	127	27,42%	43	12,68%
P.P.	57	16,01%	188	12,72%	22	7,18%	5	4,20%	20	4,31%	86	25,36%
PSC	32	8,98%	121	8,19%	23	7,51%	18	15,12%	42	9,07%	88	25,95%
C's	2	0,56%	38	2,57%	1	0,32%	2	1,68%	2	0,43%	7	2,06%
ICV-EUiA	16	4,49%	61	4,12%	9	2,94%	3	2,52%	24	5,18%	7	2,06%
CUP-Alternativa d'Esquerres	14	3,93%	55	3,72%	14	4,57%	2	1,68%	13	2,80%	8	2,35%
S.I.	3	0,84%	15	1,01%	1	0,32%	1	0,84%	6	1,29%	7	2,06%
PxC	4	1,12%	19	1,28%	1	0,32%	1	0,84%	2	0,43%	4	1,17%
Eb	5	1,40%	2	0,13%	1	0,32%	2	1,68%	1	0,21%	1	0,29%
PACMA	1	0,28%	0	0%	0	0%	0	0%	0	0%	1	0,29%
UPyD	0	0%	1	0,06%	0	0%	0	0%	0	0%	0	0%
FARTS.cat	0	0%	3	0,20%	1	0,32%	0	0%	1	0,21%	1	0,29%
PIRATA.CAT	2	0,56%	5	0,33%	1	0,32%	0	0%	2	0,43%	0	0%
SiR	0	0%	0	0%	0	0%	0	0%	1	0,21%	0	0%
U.C.E.	0	0%	2	0,13%	0	0%	0	0%	1	0,21%	1	0,29%

## Municipis de Tarragona

	Gratallops		Guiamets, els		Horta de Sant Joan		Lloar, el		Llorac		Llorenç del Penedès	
<b>Escurtat</b>	<b>100%</b>		<b>100%</b>		<b>100%</b>		<b>100%</b>		<b>100%</b>		<b>100%</b>	
Total votants	160	86,49%	209	82,28%	727	76,05%	77	81,05%	68	73,12%	1.265	73,98%
Abstenció	25	13,51%	45	17,72%	229	23,95%	18	18,95%	25	26,88%	445	26,02%
Vots nuls	1	0,63%	1	0,48%	23	3,16%	0	0%	0	0%	29	2,29%
Vots en blanc	3	1,88%	1	0,48%	16	2,20%	0	0%	1	1,47%	19	1,50%
Vots a candidatures	156	97,49%	207	99,04%	688	94,64%	77	100%	67	98,53%	1.217	96,21%

### Candidatures

CiU	54	33,96%	60	28,84%	310	44,03%	40	51,94%	38	55,88%	554	44,82%
ERC-Cat Sí	38	23,89%	45	21,63%	135	19,17%	17	22,07%	11	16,17%	213	17,23%
P.P.	19	11,94%	18	8,65%	124	17,61%	8	10,38%	3	4,41%	83	6,71%
PSC	12	7,54%	18	8,65%	43	6,10%	3	3,89%	0	0%	90	7,28%
C's	3	1,88%	2	0,96%	9	1,27%	4	5,19%	1	1,47%	70	5,66%
ICV-EUiA	6	3,77%	19	9,13%	26	3,69%	1	1,29%	5	7,35%	70	5,66%
CUP-Alternativa d'Esquerres	14	8,80%	39	18,75%	29	4,11%	3	3,89%	2	2,94%	67	5,42%
S.I.	7	4,40%	3	1,44%	6	0,85%	1	1,29%	2	2,94%	29	2,34%
PxC	2	1,25%	1	0,48%	1	0,14%	0	0%	1	1,47%	14	1,13%
Eb	0	0%	1	0,48%	2	0,28%	0	0%	2	2,94%	15	1,21%
PACMA	0	0%	1	0,48%	0	0%	0	0%	2	2,94%	2	0,16%
UPyD	0	0%	0	0%	1	0,14%	0	0%	0	0%	0	0%
FARTS.cat	0	0%	0	0%	2	0,28%	0	0%	0	0%	1	0,08%
PIRATA.CAT	0	0%	0	0%	0	0%	0	0%	0	0%	6	0,48%
SiR	1	0,62%	0	0%	0	0%	0	0%	0	0%	1	0,08%
U.C.E.	0	0%	0	0%	0	0%	0	0%	0	0%	2	0,16%

	Marçà		Margalef		Mas de Barberans		Masdenverge		Masllorenc		Masó, la	
<b>Escurtat</b>	<b>100%</b>		<b>100%</b>		<b>100%</b>		<b>100%</b>		<b>100%</b>		<b>100%</b>	
Total votants	369	80,57%	67	69,79%	329	68,97%	590	69,17%	276	71,50%	189	76,52%
Abstenció	89	19,43%	29	30,21%	148	31,03%	263	30,83%	110	28,50%	58	23,48%
Vots nuls	3	0,81%	0	0%	3	0,91%	13	2,20%	3	1,09%	0	0%
Vots en blanc	8	2,17%	2	2,99%	4	1,22%	25	4,24%	3	1,09%	2	1,06%
Vots a candidatures	358	97,02%	65	97,01%	322	97,87%	552	93,56%	270	97,82%	187	98,94%

### Candidatures

CiU	120	32,78%	38	56,71%	66	20,24%	272	47,14%	156	57,14%	85	44,97%
ERC-Cat Sí	98	26,77%	10	14,92%	30	9,20%	88	15,25%	48	17,58%	40	21,16%
P.P.	10	2,73%	1	1,49%	74	22,69%	65	11,26%	11	4,02%	21	11,11%
PSC	21	5,73%	6	8,95%	121	37,11%	50	8,66%	18	6,59%	8	4,23%
C's	3	0,81%	3	4,47%	7	2,14%	18	3,11%	6	2,19%	10	5,29%
ICV-EUiA	35	9,56%	3	4,47%	4	1,22%	13	2,25%	13	4,76%	9	4,76%
CUP-Alternativa d'Esquerres	57	15,57%	3	4,47%	15	4,60%	20	3,46%	5	1,83%	9	4,76%
S.I.	12	3,27%	1	1,49%	2	0,61%	14	2,42%	6	2,19%	5	2,64%
PxC	1	0,27%	0	0%	1	0,30%	7	1,21%	4	1,46%	0	0%
Eb	0	0%	0	0%	2	0,61%	1	0,17%	0	0%	0	0%
PACMA	1	0,27%	0	0%	0	0%	1	0,17%	3	1,09%	0	0%
UPyD	0	0%	0	0%	0	0%	2	0,34%	0	0%	0	0%
FARTS.cat	0	0%	0	0%	0	0%	0	0%	0	0%	0	0%
PIRATA.CAT	0	0%	0	0%	0	0%	0	0%	0	0%	0	0%
SiR	0	0%	0	0%	0	0%	1	0,17%	0	0%	0	0%
U.C.E.	0	0%	0	0%	0	0%	0	0%	0	0%	0	0%

## Municipis de Tarragona

	Maspujols		Masroig, el		Milà, el		Miravet		Molar, el		Montblanc	
Escurtat	<b>100%</b>		<b>100%</b>		<b>100%</b>		<b>100%</b>		<b>100%</b>		<b>100%</b>	
Total votants	443	75,86%	308	81,70%	99	70,71%	423	75,13%	188	78,99%	3.809	72,55%
Abstenció	141	24,14%	69	18,30%	41	29,29%	140	24,87%	50	21,01%	1.441	27,45%
Vots nuls	2	0,45%	7	2,27%	0	0%	9	2,13%	5	2,66%	39	1,02%
Vots en blanc	12	2,71%	3	0,97%	3	3,03%	16	3,78%	2	1,06%	61	1,60%
Vots a candidatures	429	96,84%	298	96,76%	96	96,97%	398	94,09%	181	96,28%	3.709	97,38%

### Candidatures

CiU	221	50,11%	140	46,51%	43	43,43%	131	31,64%	80	43,71%	1.331	35,30%
ERC-Cat Sí	74	16,78%	70	23,25%	17	17,17%	150	36,23%	42	22,95%	1.171	31,06%
P.P.	22	4,98%	25	8,30%	15	15,15%	19	4,58%	12	6,55%	200	5,30%
PSC	23	5,21%	23	7,64%	8	8,08%	33	7,97%	17	9,28%	301	7,98%
C's	16	3,62%	1	0,33%	3	3,03%	1	0,24%	0	0%	110	2,91%
ICV-EUiA	12	2,72%	10	3,32%	8	8,08%	29	7,00%	13	7,10%	295	7,82%
CUP-Alternativa d'Esquerres	35	7,93%	25	8,30%	1	1,01%	12	2,89%	11	6,01%	145	3,84%
S.I.	9	2,04%	1	0,33%	1	1,01%	13	3,14%	4	2,18%	80	2,12%
PxC	9	2,04%	0	0%	0	0%	6	1,44%	1	0,54%	28	0,74%
Eb	0	0%	0	0%	0	0%	0	0%	1	0,54%	19	0,50%
PACMA	4	0,90%	0	0%	0	0%	1	0,24%	0	0%	13	0,34%
UPyD	0	0%	0	0%	0	0%	0	0%	0	0%	3	0,07%
FARTS.cat	2	0,45%	2	0,66%	0	0%	0	0%	0	0%	2	0,05%
PIRATA.CAT	1	0,22%	0	0%	0	0%	2	0,48%	0	0%	8	0,21%
SiR	0	0%	1	0,33%	0	0%	0	0%	0	0%	1	0,02%
U.C.E.	1	0,22%	0	0%	0	0%	1	0,24%	0	0%	2	0,05%

	Montbrí del Camp		Montferri		Montmell, el		Mont-ral		Mont-roig del Camp		Móra d'Ebre	
Escurtat	<b>100%</b>		<b>100%</b>		<b>100%</b>		<b>100%</b>		<b>100%</b>		<b>100%</b>	
Total votants	1.328	71,71%	187	67,75%	581	51,10%	103	75,74%	4.171	58,83%	2.679	68,27%
Abstenció	524	28,29%	89	32,25%	556	48,90%	33	24,26%	2.919	41,17%	1.245	31,73%
Vots nuls	16	1,20%	2	1,07%	8	1,38%	1	0,97%	34	0,82%	34	1,27%
Vots en blanc	22	1,66%	1	0,53%	9	1,55%	0	0%	57	1,37%	78	2,91%
Vots a candidatures	1.290	97,14%	184	98,40%	564	97,07%	102	99,03%	4.080	97,81%	2.567	95,82%

### Candidatures

CiU	566	43,14%	72	38,91%	113	19,72%	35	34,31%	1.291	31,20%	1.042	39,39%
ERC-Cat Sí	304	23,17%	22	11,89%	59	10,29%	18	17,64%	456	11,02%	529	20,00%
P.P.	121	9,22%	21	11,35%	100	17,45%	9	8,82%	897	21,68%	262	9,90%
PSC	62	4,72%	24	12,97%	133	23,21%	4	3,92%	571	13,80%	320	12,09%
C's	48	3,65%	10	5,40%	59	10,29%	4	3,92%	337	8,14%	67	2,53%
ICV-EUiA	72	5,48%	14	7,56%	56	9,77%	12	11,76%	218	5,26%	138	5,21%
CUP-Alternativa d'Esquerres	52	3,96%	9	4,86%	5	0,87%	16	15,68%	80	1,93%	79	2,98%
S.I.	25	1,90%	4	2,16%	10	1,74%	2	1,96%	63	1,52%	33	1,24%
PxC	12	0,91%	0	0%	9	1,57%	0	0%	28	0,67%	24	0,90%
Eb	6	0,45%	0	0%	4	0,69%	0	0%	24	0,58%	15	0,56%
PACMA	5	0,38%	2	1,08%	2	0,34%	1	0,98%	32	0,77%	19	0,71%
UPyD	5	0,38%	0	0%	3	0,52%	1	0,98%	33	0,79%	8	0,30%
FARTS.cat	4	0,30%	1	0,54%	4	0,69%	0	0%	16	0,38%	15	0,56%
PIRATA.CAT	3	0,22%	3	1,62%	5	0,87%	0	0%	20	0,48%	10	0,37%
SiR	0	0%	2	1,08%	2	0,34%	0	0%	6	0,14%	3	0,11%
U.C.E.	5	0,38%	0	0%	0	0%	0	0%	8	0,19%	3	0,11%



## Municipis de Tarragona

	Móra la Nova		Morell, el		Morera de Montsant, la		Nou de Gaià, la		Nulles		Pallaresos, els	
Escurtat	100%		100%		100%		100%		100%		100%	
Total votants	1.588	72,15%	1.691	68,85%	85	80,19%	302	77,24%	277	77,81%	2.164	69,54%
Abstenció	613	27,85%	765	31,15%	21	19,81%	89	22,76%	79	22,19%	948	30,46%
Vots nuls	35	2,20%	27	1,60%	0	0%	4	1,32%	1	0,36%	21	0,97%
Vots en blanc	30	1,89%	14	0,83%	0	0%	5	1,66%	4	1,44%	47	2,17%
Vots a candidatures	1.523	95,91%	1.650	97,57%	85	100%	293	97,02%	272	98,20%	2.096	96,86%

### Candidatures

CiU	643	41,40%	588	35,33%	48	56,47%	157	52,68%	139	50,36%	516	24,07%
ERC-Cat Sí	385	24,79%	256	15,38%	18	21,17%	53	17,78%	54	19,56%	261	12,17%
P.P.	132	8,49%	241	14,48%	3	3,52%	20	6,71%	13	4,71%	297	13,85%
PSC	160	10,30%	161	9,67%	2	2,35%	17	5,70%	12	4,34%	317	14,79%
C's	31	1,99%	135	8,11%	0	0%	11	3,69%	13	4,71%	303	14,13%
ICV-EUiA	106	6,82%	104	6,25%	4	4,70%	17	5,70%	15	5,43%	191	8,91%
CUP-Alternativa d'Esquerres	21	1,35%	60	3,60%	5	5,88%	6	2,01%	17	6,15%	64	2,98%
S.I.	20	1,28%	37	2,22%	3	3,52%	5	1,67%	0	0%	35	1,63%
PxC	11	0,70%	17	1,02%	0	0%	1	0,33%	0	0%	11	0,51%
Eb	2	0,12%	14	0,84%	0	0%	3	1,00%	4	1,44%	24	1,11%
PACMA	3	0,19%	14	0,84%	1	1,17%	0	0%	3	1,08%	23	1,07%
UPyD	2	0,12%	8	0,48%	0	0%	0	0%	0	0%	30	1,39%
FARTS.cat	3	0,19%	6	0,36%	1	1,17%	2	0,67%	1	0,36%	9	0,41%
PIRATA.CAT	3	0,19%	6	0,36%	0	0%	1	0,33%	0	0%	11	0,51%
SiR	0	0%	3	0,18%	0	0%	0	0%	1	0,36%	3	0,13%
U.C.E.	1	0,06%	0	0%	0	0%	0	0%	0	0%	1	0,04%

	Palma d'Ebre, la		Passanant i Belltall		Paüls		Perafort		Perelló, el		Piles, les	
Escurtat	100%		100%		100%		100%		100%		100%	
Total votants	259	80,94%	103	73,05%	385	76,24%	618	69,44%	1.175	63,75%	133	75,57%
Abstenció	61	19,06%	38	26,95%	120	23,76%	272	30,56%	668	36,25%	43	24,43%
Vots nuls	1	0,39%	1	0,97%	9	2,34%	10	1,62%	23	1,96%	0	0%
Vots en blanc	1	0,39%	1	0,97%	4	1,04%	16	2,59%	22	1,87%	4	3,01%
Vots a candidatures	257	99,22%	101	98,06%	372	96,62%	592	95,79%	1.130	96,17%	129	96,99%

### Candidatures

CiU	156	60,46%	61	59,80%	169	44,94%	205	33,71%	358	31,07%	48	36,09%
ERC-Cat Sí	50	19,37%	24	23,52%	46	12,23%	99	16,28%	434	37,67%	45	33,83%
P.P.	7	2,71%	2	1,96%	20	5,31%	82	13,48%	61	5,29%	2	1,50%
PSC	25	9,68%	4	3,92%	104	27,65%	70	11,51%	128	11,11%	13	9,77%
C's	0	0%	0	0%	8	2,12%	47	7,73%	11	0,95%	0	0%
ICV-EUiA	11	4,26%	5	4,90%	14	3,72%	42	6,90%	58	5,03%	9	6,76%
CUP-Alternativa d'Esquerres	8	3,10%	3	2,94%	7	1,86%	12	1,97%	27	2,34%	4	3,00%
S.I.	0	0%	2	1,96%	2	0,53%	6	0,98%	39	3,38%	5	3,75%
PxC	0	0%	0	0%	2	0,53%	7	1,15%	7	0,60%	0	0%
Eb	0	0%	0	0%	0	0%	6	0,98%	5	0,43%	1	0,75%
PACMA	0	0%	0	0%	0	0%	2	0,32%	0	0%	0	0%
UPyD	0	0%	0	0%	0	0%	3	0,49%	0	0%	1	0,75%
FARTS.cat	0	0%	0	0%	0	0%	6	0,98%	1	0,08%	0	0%
PIRATA.CAT	0	0%	0	0%	0	0%	2	0,32%	1	0,08%	1	0,75%
SiR	0	0%	0	0%	0	0%	1	0,16%	0	0%	0	0%
U.C.E.	0	0%	0	0%	0	0%	2	0,32%	0	0%	0	0%

## Municipis de Tarragona

	Pinell de Brai, el		Pira		Pla de Santa Maria, el		Pobla de Mafumet, la		Pobla de Massaluça, la		Pobla de Montornès, la	
Escurtat	<b>100%</b>		<b>100%</b>		<b>100%</b>		<b>100%</b>		<b>100%</b>		<b>100%</b>	
Total votants	628	72,94%	281	74,93%	1.281	71,60%	1.396	63,66%	218	70,32%	1.339	63,28%
Abstenció	233	27,06%	94	25,07%	508	28,40%	797	36,34%	92	29,68%	777	36,72%
Vots nuls	13	2,07%	4	1,42%	12	0,94%	16	1,15%	1	0,46%	21	1,57%
Vots en blanc	17	2,71%	7	2,49%	18	1,41%	32	2,29%	6	2,75%	18	1,34%
Vots a candidatures	598	95,22%	270	96,09%	1.251	97,65%	1.348	96,56%	211	96,79%	1.300	97,09%

### Candidatures

CiU	192	31,21%	87	31,40%	553	43,57%	451	32,68%	127	58,52%	347	26,32%
ERC-Cat Sí	158	25,69%	103	37,18%	279	21,98%	124	8,98%	22	10,13%	204	15,47%
P.P.	69	11,21%	16	5,77%	116	9,14%	238	17,24%	19	8,75%	241	18,28%
PSC	68	11,05%	16	5,77%	99	7,80%	152	11,01%	21	9,67%	182	13,80%
C's	4	0,65%	4	1,44%	48	3,78%	133	9,63%	4	1,84%	122	9,25%
ICV-EUiA	36	5,85%	21	7,58%	77	6,06%	88	6,37%	4	1,84%	86	6,52%
CUP-Alternativa d'Esquerres	49	7,96%	15	5,41%	30	2,36%	45	3,26%	9	4,14%	35	2,65%
S.I.	9	1,46%	3	1,08%	14	1,10%	25	1,81%	1	0,46%	15	1,13%
PxC	1	0,16%	1	0,36%	11	0,86%	40	2,89%	0	0%	31	2,35%
Eb	3	0,48%	1	0,36%	7	0,55%	6	0,43%	1	0,46%	5	0,37%
PACMA	4	0,65%	1	0,36%	5	0,39%	23	1,66%	0	0%	6	0,45%
UPyD	0	0%	0	0%	2	0,15%	8	0,57%	0	0%	6	0,45%
FARTS.cat	3	0,48%	0	0%	3	0,23%	3	0,21%	2	0,92%	13	0,98%
PIRATA.CAT	2	0,32%	2	0,72%	3	0,23%	7	0,50%	1	0,46%	5	0,37%
SiR	0	0%	0	0%	1	0,07%	1	0,07%	0	0%	1	0,07%
U.C.E.	0	0%	0	0%	3	0,23%	4	0,28%	0	0%	1	0,07%

	Poboleda		Pont d'Armentera, el		Pontils		Porrera		Pradell de la Teixeta		Prades	
Escurtat	<b>100%</b>		<b>100%</b>		<b>100%</b>		<b>100%</b>		<b>100%</b>		<b>100%</b>	
Total votants	221	79,21%	328	74,21%	79	67,52%	288	74,61%	131	77,51%	378	77,94%
Abstenció	58	20,79%	114	25,79%	38	32,48%	98	25,39%	38	22,49%	107	22,06%
Vots nuls	1	0,45%	6	1,83%	1	1,27%	2	0,69%	1	0,76%	2	0,53%
Vots en blanc	2	0,90%	4	1,22%	2	2,53%	1	0,35%	1	0,76%	1	0,26%
Vots a candidatures	218	98,65%	318	96,95%	76	96,20%	285	98,96%	129	98,48%	375	99,21%

### Candidatures

CiU	100	45,45%	175	54,34%	34	43,58%	100	34,96%	58	44,61%	175	46,54%
ERC-Cat Sí	57	25,90%	49	15,21%	20	25,64%	92	32,16%	38	29,23%	100	26,59%
P.P.	5	2,27%	25	7,76%	6	7,69%	7	2,44%	2	1,53%	9	2,39%
PSC	20	9,09%	33	10,24%	6	7,69%	19	6,64%	8	6,15%	43	11,43%
C's	0	0%	5	1,55%	0	0%	1	0,34%	0	0%	0	0%
ICV-EUiA	6	2,72%	12	3,72%	4	5,12%	26	9,09%	5	3,84%	17	4,52%
CUP-Alternativa d'Esquerres	18	8,18%	4	1,24%	1	1,28%	33	11,53%	13	10,00%	20	5,31%
S.I.	10	4,54%	7	2,17%	4	5,12%	5	1,74%	0	0%	7	1,86%
PxC	1	0,45%	3	0,93%	0	0%	0	0%	1	0,76%	2	0,53%
Eb	0	0%	1	0,31%	0	0%	0	0%	3	2,30%	1	0,26%
PACMA	0	0%	4	1,24%	0	0%	0	0%	0	0%	0	0%
UPyD	0	0%	0	0%	1	1,28%	0	0%	0	0%	0	0%
FARTS.cat	0	0%	0	0%	0	0%	1	0,34%	0	0%	0	0%
PIRATA.CAT	1	0,45%	0	0%	0	0%	1	0,34%	1	0,76%	0	0%
SiR	0	0%	0	0%	0	0%	0	0%	0	0%	0	0%
U.C.E.	0	0%	0	0%	0	0%	0	0%	0	0%	1	0,26%

## Municipis de Tarragona

	Prat de Comte		Pratdip		Puigpelat		Querol		Rasquera		Renau	
<b>Escurtat</b>	<b>100%</b>		<b>100%</b>		<b>100%</b>		<b>100%</b>		<b>100%</b>		<b>100%</b>	
Total votants	115	78,77%	324	75,35%	522	68,15%	263	59,50%	397	63,72%	73	81,11%
Abstenció	31	21,23%	106	24,65%	244	31,85%	179	40,50%	226	36,28%	17	18,89%
Vots nuls	0	0%	1	0,31%	0	0%	6	2,28%	5	1,26%	1	1,37%
Vots en blanc	3	2,61%	2	0,62%	4	0,77%	1	0,38%	10	2,52%	2	2,74%
Vots a candidatures	112	97,39%	321	99,07%	518	99,23%	256	97,34%	382	96,22%	70	95,89%

### Candidatures

CiU	63	54,78%	133	41,17%	182	34,86%	82	31,90%	111	28,31%	32	44,44%
ERC-Cat Sí	14	12,17%	78	24,14%	96	18,39%	32	12,45%	176	44,89%	10	13,88%
P.P.	13	11,30%	24	7,43%	55	10,53%	45	17,50%	11	2,80%	6	8,33%
PSC	13	11,30%	49	15,17%	48	9,19%	44	17,12%	25	6,37%	5	6,94%
C's	0	0%	6	1,85%	47	9,00%	17	6,61%	5	1,27%	0	0%
ICV-EUiA	6	5,21%	25	7,73%	31	5,93%	15	5,83%	15	3,82%	9	12,50%
CUP-Alternativa d'Esquerres	0	0%	2	0,61%	23	4,40%	12	4,66%	17	4,33%	6	8,33%
S.I.	2	1,73%	2	0,61%	7	1,34%	0	0%	21	5,35%	0	0%
PxC	0	0%	0	0%	12	2,29%	2	0,77%	1	0,25%	0	0%
Eb	0	0%	2	0,61%	0	0%	0	0%	0	0%	0	0%
PACMA	1	0,86%	0	0%	7	1,34%	1	0,38%	0	0%	0	0%
UPyD	0	0%	0	0%	2	0,38%	0	0%	0	0%	0	0%
FARTS.cat	0	0%	0	0%	2	0,38%	3	1,16%	0	0%	0	0%
PIRATA.CAT	0	0%	0	0%	5	0,95%	1	0,38%	0	0%	2	2,77%
SiR	0	0%	0	0%	0	0%	0	0%	0	0%	0	0%
U.C.E.	0	0%	0	0%	1	0,19%	2	0,77%	0	0%	0	0%

	Reus		Ribà, la		Ribera-roja d'Ebre		Riera de Gaià, la		Riudecanyes		Riudecols	
<b>Escurtat</b>	<b>100%</b>		<b>100%</b>		<b>100%</b>		<b>100%</b>		<b>100%</b>		<b>100%</b>	
Total votants	46.396	66,00%	377	72,78%	713	72,24%	920	78,90%	562	73,27%	712	74,95%
Abstenció	23.905	34,00%	141	27,22%	274	27,76%	246	21,10%	205	26,73%	238	25,05%
Vots nuls	395	0,85%	2	0,53%	7	0,98%	6	0,65%	8	1,42%	8	1,12%
Vots en blanc	781	1,68%	2	0,53%	16	2,24%	10	1,09%	4	0,71%	8	1,12%
Vots a candidatures	45.220	97,47%	373	98,94%	690	96,78%	904	98,26%	550	97,87%	696	97,76%

### Candidatures

CiU	14.224	30,92%	158	42,13%	290	41,07%	397	43,43%	293	52,88%	270	38,35%
ERC-Cat Sí	5.253	11,41%	81	21,60%	104	14,73%	168	18,38%	112	20,21%	147	20,88%
P.P.	7.959	17,30%	34	9,06%	67	9,49%	86	9,40%	43	7,76%	47	6,67%
PSC	6.360	13,82%	33	8,80%	155	21,95%	68	7,43%	20	3,61%	95	13,49%
C's	3.921	8,52%	13	3,46%	14	1,98%	56	6,12%	12	2,16%	17	2,41%
ICV-EUiA	2.750	5,97%	22	5,86%	21	2,97%	68	7,43%	30	5,41%	54	7,67%
CUP-Alternativa d'Esquerres	2.448	5,32%	15	4,00%	15	2,12%	26	2,84%	19	3,42%	32	4,54%
S.I.	594	1,29%	8	2,13%	9	1,27%	10	1,09%	10	1,80%	9	1,27%
PxC	584	1,26%	3	0,80%	2	0,28%	6	0,65%	1	0,18%	8	1,13%
Eb	292	0,63%	0	0%	4	0,56%	4	0,43%	1	0,18%	6	0,85%
PACMA	280	0,60%	2	0,53%	1	0,14%	5	0,54%	2	0,36%	4	0,56%
UPyD	197	0,42%	0	0%	0	0%	0	0%	2	0,36%	1	0,14%
FARTS.cat	165	0,35%	1	0,26%	2	0,28%	3	0,32%	3	0,54%	2	0,28%
PIRATA.CAT	123	0,26%	2	0,53%	2	0,28%	5	0,54%	0	0%	3	0,42%
SiR	25	0,05%	1	0,26%	4	0,56%	0	0%	0	0%	1	0,14%
U.C.E.	45	0,09%	0	0%	0	0%	2	0,21%	2	0,36%	0	0%

## Municipis de Tarragona

	Riudoms		Rocafort de Queralt		Roda de Barà		Rodonyà		Roquetes		Rourell, el	
Escurtat	100%		100%		100%		100%		100%		100%	
Total votants	3.288	72,31%	156	78,39%	2.965	65,29%	267	75,42%	3.513	61,77%	211	73,78%
Abstenció	1.259	27,69%	43	21,61%	1.576	34,71%	87	24,58%	2.174	38,23%	75	26,22%
Vots nuls	38	1,16%	0	0%	35	1,18%	5	1,87%	91	2,59%	6	2,84%
Vots en blanc	56	1,70%	1	0,64%	65	2,19%	12	4,49%	82	2,33%	6	2,84%
Vots a candidatures	3.194	97,14%	155	99,36%	2.865	96,63%	250	93,64%	3.340	95,08%	199	94,32%

### Candidatures

CiU	1.663	51,16%	63	40,38%	735	25,08%	114	43,51%	936	27,35%	66	32,19%
ERC-Cat Sí	397	12,21%	56	35,89%	245	8,36%	68	25,95%	819	23,93%	37	18,04%
P.P.	313	9,63%	13	8,33%	581	19,82%	18	6,87%	392	11,45%	14	6,82%
PSC	237	7,29%	8	5,12%	517	17,64%	8	3,05%	350	10,22%	32	15,60%
C's	180	5,53%	2	1,28%	335	11,43%	2	0,76%	101	2,95%	14	6,82%
ICV-EUiA	120	3,69%	3	1,92%	228	7,78%	14	5,34%	316	9,23%	13	6,34%
CUP-Alternativa d'Esquerres	182	5,60%	3	1,92%	29	0,98%	7	2,67%	155	4,52%	12	5,85%
S.I.	53	1,63%	4	2,56%	16	0,54%	9	3,43%	53	1,54%	5	2,43%
PxC	15	0,46%	0	0%	33	1,12%	3	1,14%	139	4,06%	1	0,48%
Eb	4	0,12%	2	1,28%	11	0,37%	4	1,52%	16	0,46%	0	0%
PACMA	15	0,46%	1	0,64%	11	0,37%	0	0%	19	0,55%	2	0,97%
UPyD	4	0,12%	0	0%	10	0,34%	0	0%	6	0,17%	3	1,46%
FARTS.cat	3	0,09%	0	0%	6	0,20%	0	0%	23	0,67%	0	0%
PIRATA.CAT	5	0,15%	0	0%	10	0,34%	3	1,14%	12	0,35%	0	0%
SIR	2	0,06%	0	0%	98	3,34%	0	0%	3	0,08%	0	0%
U.C.E.	1	0,03%	0	0%	0	0%	0	0%	0	0%	0	0%

	Salomó		Salou		Sant Carles de la Ràpita		Sant Jaume dels Domenys		Sant Jaume d'Enveja		Santa Bàrbara	
Escurtat	100%		100%		100%		100%		100%		100%	
Total votants	266	79,40%	8.159	58,84%	6.473	63,12%	1.304	68,24%	1.681	60,77%	1.708	63,31%
Abstenció	69	20,60%	5.708	41,16%	3.782	36,88%	607	31,76%	1.085	39,23%	990	36,69%
Vots nuls	4	1,50%	86	1,05%	99	1,53%	20	1,53%	42	2,50%	52	3,04%
Vots en blanc	5	1,88%	103	1,26%	124	1,92%	18	1,38%	78	4,64%	63	3,69%
Vots a candidatures	257	96,62%	7.970	97,69%	6.250	96,55%	1.266	97,09%	1.561	92,86%	1.593	93,27%

### Candidatures

CiU	167	63,74%	1.942	24,05%	2.189	34,34%	484	37,69%	496	30,26%	714	43,11%
ERC-Cat Sí	42	16,03%	736	9,11%	1.710	26,82%	209	16,27%	342	20,86%	235	14,19%
P.P.	16	6,10%	2.185	27,06%	567	8,89%	144	11,21%	147	8,96%	249	15,03%
PSC	11	4,19%	1.118	13,84%	770	12,08%	189	14,71%	422	25,74%	168	10,14%
C's	5	1,90%	1.021	12,64%	130	2,03%	63	4,90%	16	0,97%	46	2,77%
ICV-EUiA	7	2,67%	513	6,35%	475	7,45%	65	5,06%	53	3,23%	60	3,62%
CUP-Alternativa d'Esquerres	4	1,52%	110	1,36%	150	2,35%	55	4,28%	25	1,52%	34	2,05%
S.I.	1	0,38%	69	0,85%	127	1,99%	11	0,85%	25	1,52%	26	1,57%
PxC	0	0%	55	0,68%	56	0,87%	20	1,55%	14	0,85%	42	2,53%
Eb	0	0%	24	0,29%	18	0,28%	10	0,77%	7	0,42%	4	0,24%
PACMA	0	0%	64	0,79%	11	0,17%	5	0,38%	2	0,12%	5	0,30%
UPyD	0	0%	56	0,69%	10	0,15%	3	0,23%	3	0,18%	2	0,12%
FARTS.cat	2	0,76%	31	0,38%	10	0,15%	3	0,23%	3	0,18%	5	0,30%
PIRATA.CAT	2	0,76%	36	0,44%	16	0,25%	4	0,31%	3	0,18%	2	0,12%
SIR	0	0%	1	0,01%	9	0,14%	0	0%	1	0,06%	1	0,06%
U.C.E.	0	0%	9	0,11%	2	0,03%	1	0,07%	2	0,12%	0	0%

## Municipis de Tarragona

	Santa Coloma de Queralt		Santa Oliva		Sarral		Savallà del Comtat		Secuïta, la		Selva del Camp, la	
Escurtat	100%		100%		100%		100%		100%		100%	
Total votants	1.566	73,42%	1.583	66,62%	811	70,83%	49	81,67%	860	71,13%	2.937	73,76%
Abstenció	567	26,58%	793	33,38%	334	29,17%	11	18,33%	349	28,87%	1.045	26,24%
Vots nuls	4	0,26%	12	0,76%	16	1,97%	0	0%	13	1,51%	39	1,33%
Vots en blanc	17	1,09%	23	1,45%	19	2,34%	4	8,16%	16	1,86%	48	1,63%
Vots a candidatures	1.545	98,65%	1.548	97,79%	776	95,69%	45	91,84%	831	96,63%	2.850	97,04%

### Candidatures

CiU	879	56,27%	336	21,38%	392	49,30%	27	55,10%	260	30,69%	1.180	40,71%
ERC-Cat Sí	326	20,87%	200	12,73%	185	23,27%	8	16,32%	195	23,02%	472	16,28%
P.P.	92	5,88%	272	17,31%	53	6,66%	0	0%	88	10,38%	238	8,21%
PSC	69	4,41%	354	22,53%	44	5,53%	7	14,28%	62	7,31%	411	14,18%
C's	24	1,53%	112	7,12%	10	1,25%	2	4,08%	56	6,61%	104	3,58%
ICV-EUiA	43	2,75%	121	7,70%	44	5,53%	1	2,04%	54	6,37%	177	6,10%
CUP-Alternativa d'Esquerres	58	3,71%	33	2,10%	23	2,89%	0	0%	42	4,95%	144	4,96%
S.I.	21	1,34%	16	1,01%	12	1,50%	0	0%	42	4,95%	62	2,13%
PxC	6	0,38%	47	2,99%	2	0,25%	0	0%	3	0,35%	15	0,51%
Eb	5	0,32%	29	1,84%	3	0,37%	0	0%	9	1,06%	12	0,41%
PACMA	8	0,51%	12	0,76%	0	0%	0	0%	8	0,94%	9	0,31%
UPyD	1	0,06%	3	0,19%	0	0%	0	0%	2	0,23%	3	0,10%
FARTS.cat	3	0,19%	6	0,38%	2	0,25%	0	0%	2	0,23%	8	0,27%
PIRATA.CAT	6	0,38%	4	0,25%	5	0,62%	0	0%	7	0,82%	13	0,44%
SiR	3	0,19%	3	0,19%	0	0%	0	0%	1	0,11%	0	0%
U.C.E.	1	0,06%	0	0%	1	0,12%	0	0%	0	0%	2	0,06%

	Senan		Sènia, la		Solivella		Tarragona		Tivenys		Tivissa	
Escurtat	100%		100%		100%		100%		100%		100%	
Total votants	34	73,91%	2.549	64,34%	416	79,39%	60.917	68,16%	505	71,43%	1.049	78,34%
Abstenció	12	26,09%	1.413	35,66%	108	20,61%	28.462	31,84%	202	28,57%	290	21,66%
Vots nuls	0	0%	73	2,86%	3	0,72%	569	0,93%	7	1,39%	24	2,29%
Vots en blanc	0	0%	127	4,98%	7	1,68%	887	1,46%	19	3,76%	10	0,95%
Vots a candidatures	34	100%	2.349	92,16%	406	97,60%	59.461	97,61%	479	94,85%	1.015	96,76%

### Candidatures

CiU	13	38,23%	525	21,20%	232	56,17%	14.467	23,97%	189	37,95%	426	41,56%
ERC-Cat Sí	8	23,52%	400	16,15%	89	21,54%	6.299	10,43%	57	11,44%	250	24,39%
P.P.	1	2,94%	583	23,54%	27	6,53%	11.886	19,69%	45	9,03%	81	7,90%
PSC	0	0%	366	14,78%	10	2,42%	9.758	16,16%	124	24,89%	39	3,80%
C's	1	2,94%	80	3,23%	4	0,96%	7.175	11,88%	5	1,00%	12	1,17%
ICV-EUiA	8	23,52%	194	7,83%	11	2,66%	4.849	8,03%	21	4,21%	108	10,53%
CUP-Alternativa d'Esquerres	2	5,88%	83	3,35%	23	5,56%	1.794	2,97%	15	3,01%	60	5,85%
S.I.	0	0%	32	1,29%	9	2,17%	754	1,24%	12	2,40%	29	2,82%
PxC	0	0%	34	1,37%	0	0%	401	0,66%	5	1,00%	1	0,09%
Eb	0	0%	13	0,52%	1	0,24%	569	0,94%	4	0,80%	3	0,29%
PACMA	0	0%	9	0,36%	0	0%	466	0,77%	1	0,20%	3	0,29%
UPyD	0	0%	5	0,20%	0	0%	380	0,62%	0	0%	2	0,19%
FARTS.cat	1	2,94%	12	0,48%	0	0%	312	0,51%	0	0%	1	0,09%
PIRATA.CAT	0	0%	9	0,36%	0	0%	252	0,41%	1	0,20%	0	0%
SiR	0	0%	2	0,08%	0	0%	39	0,06%	0	0%	0	0%
U.C.E.	0	0%	2	0,08%	0	0%	60	0,09%	0	0%	0	0%

## Municipis de Tarragona

	Torre de Fontaubella, la		Torre de l'Espanyol, la		Torredembarra		Torroja del Priorat		Tortosa		Ulldecona	
Escurtat	100%		100%		100%		100%		100%		100%	
Total votants	95	84,07%	374	80,43%	6.865	66,11%	111	79,29%	14.712	64,41%	2.721	66,77%
Abstenció	18	15,93%	91	19,57%	3.519	33,89%	29	20,71%	8.130	35,59%	1.354	33,23%
Vots nuls	0	0%	10	2,67%	64	0,93%	0	0%	253	1,72%	87	3,20%
Vots en blanc	2	2,11%	0	0%	88	1,28%	1	0,90%	299	2,03%	64	2,35%
Vots a candidatures	93	97,89%	364	97,33%	6.713	97,79%	110	99,10%	14.160	96,25%	2.570	94,45%

### Candidatures

CiU	28	29,47%	197	54,12%	2.069	30,42%	51	45,94%	4.890	33,81%	856	32,49%
ERC-Cat Sí	30	31,57%	73	20,05%	903	13,27%	23	20,72%	2.615	18,08%	388	14,73%
P.P.	6	6,31%	12	3,29%	993	14,60%	5	4,50%	1.729	11,95%	441	16,74%
PSC	1	1,05%	50	13,73%	1.017	14,95%	6	5,40%	1.658	11,46%	455	17,27%
C's	0	0%	0	0%	691	10,16%	2	1,80%	504	3,48%	56	2,12%
ICV-EUiA	11	11,57%	22	6,04%	493	7,24%	7	6,30%	1.432	9,90%	108	4,10%
CUP-Alternativa d'Esquerres	15	15,78%	3	0,82%	227	3,33%	16	14,41%	543	3,75%	133	5,04%
S.I.	0	0%	6	1,64%	100	1,47%	0	0%	214	1,48%	34	1,29%
PxC	0	0%	0	0%	65	0,95%	0	0%	272	1,88%	47	1,78%
Eb	0	0%	0	0%	30	0,44%	0	0%	99	0,68%	11	0,41%
PACMA	1	1,05%	0	0%	35	0,51%	0	0%	59	0,40%	9	0,34%
UPyD	0	0%	0	0%	21	0,30%	0	0%	23	0,15%	9	0,34%
FARTS.cat	0	0%	1	0,27%	31	0,45%	0	0%	66	0,45%	8	0,30%
PIRATA.CAT	1	1,05%	0	0%	28	0,41%	0	0%	40	0,27%	10	0,37%
SiR	0	0%	0	0%	4	0,05%	0	0%	9	0,06%	3	0,11%
U.C.E.	0	0%	0	0%	6	0,08%	0	0%	7	0,04%	2	0,07%

	Ulldemolins		Vallclara		Vallfogona de Riucorb		Vallmoll		Valls		Vandellòs i l'Hospitalet de l'Infant	
Escurtat	100%		100%		100%		100%		100%		100%	
Total votants	317	85,22%	80	82,47%	64	73,56%	874	67,59%	11.719	68,33%	2.921	69,55%
Abstenció	55	14,78%	17	17,53%	23	26,44%	419	32,41%	5.432	31,67%	1.279	30,45%
Vots nuls	4	1,26%	0	0%	0	0%	19	2,17%	83	0,71%	36	1,23%
Vots en blanc	5	1,58%	0	0%	1	1,56%	16	1,83%	168	1,43%	46	1,57%
Vots a candidatures	308	97,16%	80	100%	63	98,44%	839	96,00%	11.468	97,86%	2.839	97,20%

### Candidatures

CiU	145	46,32%	53	66,25%	44	68,75%	286	33,45%	4.421	37,99%	876	30,36%
ERC-Cat Sí	73	23,32%	19	23,75%	10	15,62%	139	16,25%	2.138	18,37%	428	14,83%
P.P.	28	8,94%	2	2,50%	0	0%	113	13,21%	1.180	10,14%	394	13,65%
PSC	19	6,07%	0	0%	3	4,68%	142	16,60%	1.300	11,17%	491	17,01%
C's	2	0,63%	1	1,25%	0	0%	43	5,02%	542	4,65%	331	11,47%
ICV-EUiA	18	5,75%	1	1,25%	2	3,12%	46	5,38%	595	5,11%	158	5,47%
CUP-Alternativa d'Esquerres	16	5,11%	0	0%	2	3,12%	27	3,15%	664	5,70%	62	2,14%
S.I.	6	1,91%	2	2,50%	0	0%	9	1,05%	238	2,04%	45	1,55%
PxC	0	0%	0	0%	2	3,12%	7	0,81%	125	1,07%	6	0,20%
Eb	1	0,31%	0	0%	0	0%	5	0,58%	62	0,53%	5	0,17%
PACMA	0	0%	0	0%	0	0%	11	1,28%	72	0,61%	8	0,27%
UPyD	0	0%	1	1,25%	0	0%	1	0,11%	40	0,34%	12	0,41%
FARTS.cat	0	0%	1	1,25%	0	0%	5	0,58%	36	0,30%	6	0,20%
PIRATA.CAT	0	0%	0	0%	0	0%	2	0,23%	36	0,30%	12	0,41%
SiR	0	0%	0	0%	0	0%	3	0,35%	11	0,09%	2	0,06%
U.C.E.	0	0%	0	0%	0	0%	0	0%	8	0,06%	3	0,10%

## Municipis de Tarragona

	Vendrell, el		Vespella de Gaià		Vilabella		Vilalba dels Arcs		Vilallonga del Camp		Vilanova de Prades	
Escurtat	100%		100%		100%		100%		100%		100%	
Total votants	15.447	61,96%	216	76,33%	511	83,63%	453	76,01%	1.065	69,56%	79	76,70%
Abstenció	9.483	38,04%	67	23,67%	100	16,37%	143	23,99%	466	30,44%	24	23,30%
Vots nuls	190	1,23%	1	0,46%	3	0,59%	5	1,10%	24	2,25%	0	0%
Vots en blanc	255	1,65%	2	0,93%	4	0,78%	6	1,32%	15	1,41%	2	2,53%
Vots a candidatures	15.002	97,12%	213	98,61%	504	98,63%	442	97,58%	1.026	96,34%	77	97,47%

### Candidatures

CiU	4.117	26,98%	42	19,53%	260	51,18%	213	47,54%	311	29,87%	39	49,36%
ERC-Cat Sí	1.767	11,58%	20	9,30%	120	23,62%	93	20,75%	206	19,78%	15	18,98%
P.P.	2.431	15,93%	39	18,13%	21	4,13%	73	16,29%	137	13,16%	7	8,86%
PSC	2.417	15,84%	44	20,46%	29	5,70%	16	3,57%	97	9,31%	9	11,39%
C's	1.370	8,97%	20	9,30%	6	1,18%	7	1,56%	84	8,06%	0	0%
ICV-EUiA	1.233	8,08%	33	15,34%	30	5,90%	8	1,78%	86	8,26%	1	1,26%
CUP-Alternativa d'Esquerres	476	3,11%	6	2,79%	18	3,54%	14	3,12%	46	4,41%	2	2,53%
S.I.	240	1,57%	1	0,46%	12	2,36%	13	2,90%	23	2,20%	4	5,06%
PxC	584	3,82%	1	0,46%	0	0%	0	0%	5	0,48%	0	0%
Eb	71	0,46%	0	0%	1	0,19%	2	0,44%	3	0,28%	0	0%
PACMA	109	0,71%	1	0,46%	1	0,19%	1	0,22%	4	0,38%	0	0%
UPyD	56	0,36%	3	1,39%	2	0,39%	0	0%	5	0,48%	0	0%
FARTS.cat	61	0,39%	0	0%	2	0,39%	0	0%	6	0,57%	0	0%
PIRATA.CAT	50	0,32%	1	0,46%	1	0,19%	1	0,22%	13	1,24%	0	0%
SiR	12	0,07%	0	0%	0	0%	1	0,22%	0	0%	0	0%
U.C.E.	8	0,05%	2	0,93%	1	0,19%	0	0%	0	0%	0	0%

	Vilanova d'Escornalbou		Vilaplana		Vila-rodona		Vila-seca		Vilaverd		Vilella Alta, la	
Escurtat	100%		100%		100%		100%		100%		100%	
Total votants	311	79,34%	407	86,23%	636	72,77%	8.990	63,86%	293	76,90%	87	79,82%
Abstenció	81	20,66%	65	13,77%	238	27,23%	5.088	36,14%	88	23,10%	22	20,18%
Vots nuls	3	0,96%	1	0,25%	2	0,31%	80	0,89%	6	2,05%	0	0%
Vots en blanc	4	1,29%	7	1,72%	15	2,36%	154	1,71%	6	2,05%	0	0%
Vots a candidatures	304	97,75%	399	98,03%	619	97,33%	8.756	97,40%	281	95,90%	87	100%

### Candidatures

CiU	155	50,32%	164	40,39%	313	49,36%	2.040	22,89%	152	52,96%	25	28,73%
ERC-Cat Sí	70	22,72%	106	26,10%	133	20,97%	573	6,43%	52	18,11%	25	28,73%
P.P.	26	8,44%	17	4,18%	43	6,78%	1.824	20,47%	18	6,27%	1	1,14%
PSC	10	3,24%	33	8,12%	47	7,41%	1.664	18,67%	12	4,18%	1	1,14%
C's	2	0,64%	2	0,49%	11	1,73%	1.418	15,91%	5	1,74%	1	1,14%
ICV-EUiA	20	6,49%	18	4,43%	27	4,25%	647	7,26%	9	3,13%	3	3,44%
CUP-Alternativa d'Esquerres	10	3,24%	40	9,85%	18	2,83%	138	1,54%	18	6,27%	30	34,48%
S.I.	6	1,94%	11	2,70%	10	1,57%	54	0,60%	10	3,48%	0	0%
PxC	2	0,64%	5	1,23%	9	1,41%	81	0,90%	0	0%	0	0%
Eb	0	0%	2	0,49%	2	0,31%	60	0,67%	0	0%	0	0%
PACMA	2	0,64%	1	0,24%	2	0,31%	88	0,98%	4	1,39%	0	0%
UPyD	0	0%	0	0%	0	0%	66	0,74%	0	0%	1	1,14%
FARTS.cat	1	0,32%	0	0%	0	0%	43	0,48%	0	0%	0	0%
PIRATA.CAT	0	0%	0	0%	4	0,63%	44	0,49%	0	0%	0	0%
SiR	0	0%	0	0%	0	0%	8	0,08%	1	0,34%	0	0%
U.C.E.	0	0%	0	0%	0	0%	8	0,08%	0	0%	0	0%





## Municipis de Tarragona

	Vilella Baixa, la		Vimbodí i Poblet		Vinebre		Vinyols i els Arcs		Xerta	
Escurtat	<b>100%</b>		<b>100%</b>		<b>100%</b>		<b>100%</b>		<b>100%</b>	
Total votants	126	80,25%	608	74,24%	256	77,81%	931	72,56%	731	73,62%
Abstenció	31	19,75%	211	25,76%	73	22,19%	352	27,44%	262	26,38%
Vots nuls	0	0%	5	0,82%	11	4,30%	11	1,18%	16	2,19%
Vots en blanc	2	1,59%	14	2,30%	3	1,17%	12	1,29%	19	2,60%
Vots a candidatures	124	98,41%	589	96,88%	242	94,53%	908	97,53%	696	95,21%

### Candidatures

CiU	58	46,03%	294	48,75%	114	46,53%	399	43,36%	237	33,14%
ERC-Cat Sí	46	36,50%	176	29,18%	56	22,85%	118	12,82%	175	24,47%
P.P.	0	0%	30	4,97%	20	8,16%	123	13,36%	48	6,71%
PSC	3	2,38%	27	4,47%	16	6,53%	92	10,00%	98	13,70%
C's	1	0,79%	3	0,49%	6	2,44%	48	5,21%	11	1,53%
ICV-EUiA	2	1,58%	23	3,81%	12	4,89%	47	5,10%	58	8,11%
CUP-Alternativa d'Esquerres	8	6,34%	8	1,32%	9	3,67%	25	2,71%	37	5,17%
S.I.	5	3,96%	13	2,15%	3	1,22%	25	2,71%	14	1,95%
PxC	0	0%	2	0,33%	3	1,22%	10	1,08%	3	0,41%
Eb	0	0%	7	1,16%	0	0%	2	0,21%	7	0,97%
PACMA	0	0%	1	0,16%	1	0,40%	5	0,54%	6	0,83%
UPyD	0	0%	3	0,49%	0	0%	9	0,97%	2	0,27%
FARTS.cat	0	0%	1	0,16%	1	0,40%	3	0,32%	0	0%
PIRATA.CAT	1	0,79%	1	0,16%	1	0,40%	2	0,21%	0	0%
SIR	0	0%	0	0%	0	0%	0	0%	0	0%
U.C.E.	0	0%	0	0%	0	0%	0	0%	0	0%

## Resum

### Escrutat

Catalunya: 100%

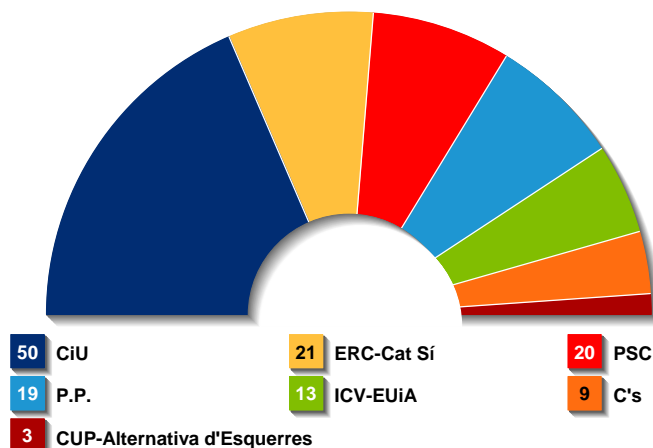
Barcelona: 100%

Girona: 100%

Lleida: 100%

Tarragona: 100%

Catalunya			
Candidatures	Vots		Dip.
CiU	1.116.259	30,70%	<b>50</b>
ERC-Cat Sí	498.124	13,70%	<b>21</b>
PSC	524.707	14,43%	<b>20</b>
P.P.	471.681	12,97%	<b>19</b>
ICV-EUiA	359.705	9,89%	<b>13</b>
C's	275.007	7,56%	<b>9</b>
CUP-Alternativa d'Esquerres	126.435	3,47%	<b>3</b>
PxC	60.107	1,65%	
SI	46.838	1,28%	
Eb	28.288	0,77%	
PACMA	20.861	0,57%	
PIRATA.CAT	18.219	0,50%	
UPyD	14.614	0,40%	
FARTS.cat	11.702	0,32%	
VD	5.984	0,16%	
U.C.E.	2.582	0,07%	
PRE-IR	826	0,02%	
SiR	333	0%	



Candidatures	Barcelona			Girona			Lleida			Tarragona		
	Vots		Dip.	Vots		Dip.	Vots		Dip.	Vots		Dip.
CiU	765.330	28,08%	<b>26</b>	148.237	42,95%	<b>9</b>	89.035	43,05%	<b>8</b>	113.657	31,73%	<b>7</b>
ERC-Cat Sí	346.662	12,72%	<b>12</b>	61.358	17,77%	<b>3</b>	36.011	17,41%	<b>3</b>	54.093	15,10%	<b>3</b>
PSC	419.779	15,40%	<b>14</b>	34.688	10,05%	<b>2</b>	21.598	10,44%	<b>1</b>	48.642	13,58%	<b>3</b>
P.P.	361.656	13,27%	<b>12</b>	33.096	9,58%	<b>2</b>	23.338	11,28%	<b>2</b>	53.591	14,96%	<b>3</b>
ICV-EUiA	303.625	11,14%	<b>10</b>	20.397	5,91%	<b>1</b>	11.145	5,38%	<b>1</b>	24.538	6,85%	<b>1</b>
C's	229.746	8,43%	<b>8</b>	12.341	3,57%		6.881	3,32%		26.039	7,27%	<b>1</b>
CUP-Alternativa d'Esquerres	92.794	3,40%	<b>3</b>	14.499	4,20%		6.302	3,04%		12.840	3,58%	
PxC	51.403	1,88%		3.377	0,97%		1.224	0,59%		4.103	1,14%	
SI	32.296	1,18%		6.011	1,74%		3.038	1,46%		5.493	1,53%	
Eb	22.817	0,83%		1.946	0,56%		1.417	0,68%		2.108	0,58%	
PACMA	16.479	0,60%		1.565	0,45%		752	0,36%		2.065	0,57%	
PIRATA.CAT	15.241	0,55%		1.137	0,32%		642	0,31%		1.199	0,33%	
UPyD	12.147	0,44%		701	0,20%		393	0,19%		1.373	0,38%	
FARTS.cat	9.185	0,33%		718	0,20%		476	0,23%		1.323	0,36%	
VD	5.984	0,21%		-	-		-	-		-	-	
U.C.E.	1.998	0,07%		207	0,05%		90	0,04%		287	0,08%	
PRE-IR	-	-		525	0,15%		301	0,14%		-	-	
SiR	-	-		-	-		-	-		333	0,09%	



## Candidatures més votades per circumscripció

Circumscripcions	Escrutat	Candidatures més votades			
		Candidatures	Vots		Dip.
Barcelona	100%	CiU	765.330	28,08%	26
Girona	100%	CiU	148.237	42,95%	9
Lleida	100%	CiU	89.035	43,05%	8
Tarragona	100%	CiU	113.657	31,73%	7
<b>Catalunya</b>	<b>100%</b>	<b>CiU</b>	<b>1.116.259</b>	<b>30,70%</b>	<b>50</b>

## Candidatures més votades per comarca

Comarques	Escrutat	Candidatures més votades		
		Candidatures	Vots	
Alt Camp	100%	CiU	8.721	39,63%
Alt Empordà	100%	CiU	22.995	40,71%
Alt Penedès	100%	CiU	20.933	38,35%
Alt Urgell	100%	CiU	4.978	47,06%
Alta Ribagorça	100%	CiU	743	37,62%
Anoia	100%	CiU	20.744	34,92%
Bages	100%	CiU	37.850	40,22%
Baix Camp	100%	CiU	28.578	34,01%
Baix Ebre	100%	CiU	11.766	34,42%
Baix Empordà	100%	CiU	25.195	42,08%
Baix Llobregat	100%	PSC	79.272	20,10%
Baix Penedès	100%	CiU	11.829	27,37%
Barcelonès	100%	CiU	277.791	25,81%
Berguedà	100%	CiU	11.373	48,48%
Cerdanya	100%	CiU	4.812	51,86%
Conca de Barberà	100%	CiU	4.972	44,47%
Garraf	100%	CiU	19.020	28,42%
Garrigues	100%	CiU	5.347	49,74%
Garrotxa	100%	CiU	15.351	52,18%
Gironès	100%	CiU	35.444	41,66%
Maresme	100%	CiU	78.295	35,54%
Montsià	100%	CiU	9.918	33,74%
Noguera	100%	CiU	9.709	49,13%
Osona	100%	CiU	42.302	50,76%
Pallars Jussà	100%	CiU	3.470	49,13%
Pallars Sobirà	100%	CiU	1.879	47,66%
Pla d'Urgell	100%	CiU	8.961	50,03%
Pla de l'Estany	100%	CiU	8.771	52,88%
Priorat	100%	CiU	2.533	43,56%
Ribera d'Ebre	100%	CiU	4.809	40,31%
Ripollès	100%	CiU	7.729	50,02%
Segarra	100%	CiU	4.953	48,73%
Segrià	100%	CiU	33.802	36,56%
Selva	100%	CiU	28.382	38,32%
Solsonès	100%	CiU	3.452	48,77%
Tarragonès	100%	CiU	27.537	25,28%
Terra Alta	100%	CiU	2.765	41,10%
Urgell	100%	CiU	8.769	49,42%
Val d'Aran	100%	CiU	1.297	31,15%
Vallès Occidental	100%	CiU	115.588	25,93%
Vallès Oriental	100%	CiU	61.105	30,47%
<b>Catalunya</b>	<b>100%</b>	<b>CiU</b>	<b>1.116.259</b>	<b>30,70%</b>



## Composició del Parlament

### Escrutat

Catalunya: 100%

Barcelona: 100%

Girona: 100%

Lleida: 100%

Tarragona: 100%

### Candidatura

#### CiU - CONVERGÈNCIA i UNIÓ



#### Barcelona

- 1 Artur Mas i Gavarró
- 2 Joana Ortega i Alemany
- 3 Oriol Pujol i Ferrusola
- 4 Felip Puig i Godes
- 5 Núria De Gispert i Català
- 6 Meritxell Borràs i Solé
- 7 Ramon Espadaler i Parcerisas
- 8 Lluís Miquel Recoder i Miralles
- 9 Irene Rigau i Oliver
- 10 Jordi Turull i Negre
- 11 M. Neus Munté i Fernàndez
- 12 Marta Llorens i Garcia
- 13 Lluís Corominas i Díaz
- 14 Josep Lluís Cleries i Gonzalez
- 15 Josep Rull i Andreu
- 16 Germà Gordó i Aubarell
- 17 M. Mercè Jou i Torras
- 18 Antoni Fernàndez i Teixidó
- 19 Anna Figueras i Ibañez
- 20 Antoni Castellà i Clavé
- 21 Ferran Falcó i Isern
- 22 Antoni Font i Renom
- 23 David Bonvehí i Torras
- 24 Montserrat Ribera i Puig
- 25 M. Glòria Renom i Vallbona
- 26 Pere Regull i Riba

765.330

28,08%

26

#### Girona

- 1 Santi Vila i Vicente
- 2 Elena Ribera i Garijo
- 3 Carles Puigdemont i Casamajó
- 4 Xavier Crespo i Llobet
- 5 Dolors Rovirola i Coromí
- 6 Pere Vila i Fulcarà
- 7 Xavier Dilmé i Vert
- 8 Lluís Guinó i Subirós
- 9 Begonya Montalban i Vilas

148.237

42,95%

9

#### Lleida

- 1 Albert Batalla i Siscart
- 2 Josep Maria Pelegrí i Aixut
- 3 Ramona Barrufet i Santacana
- 4 Antoni Balasch i Parisi
- 5 Mireia Canals i Botines
- 6 Àlex Moga i Vidal
- 7 Cristina Bosch i Arcau
- 8 Violant Cervera i Gòdia

89.035

43,05%

8



## Composició del Parlament

### Escrutat

Catalunya: 100%

Barcelona: 100%

Girona: 100%

Lleida: 100%

Tarragona: 100%

### Candidatura

#### CiU - CONVERGÈNCIA i UNIÓ



#### Tarragona

- 1 Albert Batet i Canadell
- 2 Anna Solé i Ramos
- 3 Carles Pellicer i Punyed
- 4 Meritxell Roigé i Pedrola
- 5 Victòria Forns i Fernández
- 6 Annabel Marcos i Vilar
- 7 Joan Sardà i Padrell

	<b>Vots</b>	<b>Dip.</b>
<b>CiU - CONVERGÈNCIA i UNIÓ</b>		<b>50</b>
<b>Tarragona</b>	<b>113.657</b>	<b>31,73%</b>

### Candidatura

#### ERC-Cat Sí - ESQUERRA REPUBLICANA DE CATALUNYA-CATALUNYA SÍ



#### Barcelona

- 1 Oriol Junqueras i Vies
- 2 Marta Rovira i Vergés
- 3 Anna Simó i Castelló
- 4 Gemma Calvet i Barot (Catalunya Sí)
- 5 Oriol Amorós i March
- 6 Marc Sanglas i Alcantarilla
- 7 Eva Piquer i Vinent (Catalunya Sí)
- 8 Pere Aragonès i Garcia
- 9 Jordi Solé i Ferrando
- 10 Alba Vergés i Bosch
- 11 Dionís Guiteras i Rubio
- 12 Marta Vilalta i Torres (JERC)

#### Girona

- 1 Roger Torrent i Ramió
- 2 Sergi Sabrià i Benito
- 3 Pere Bosch i Cuenca

#### Lleida

- 1 Josep Cosconera i Carabassa
- 2 Maria Rosa Amorós i Capdevila
- 3 Albert Donés i Antequera

#### Tarragona

- 1 Josep Andreu i Domingo
- 2 Josep Lluís Salvadó i Tenesa
- 3 Teresa Vallverdú i Albornà

	<b>Vots</b>	<b>Dip.</b>
<b>ERC-Cat Sí - ESQUERRA REPUBLICANA DE CATALUNYA-CATALUNYA SÍ</b>		<b>21</b>
<b>Barcelona</b>	<b>346.662</b>	<b>12,72%</b>
<b>Girona</b>	<b>61.358</b>	<b>17,77%</b>
<b>Lleida</b>	<b>36.011</b>	<b>17,41%</b>
<b>Tarragona</b>	<b>54.093</b>	<b>15,10%</b>




## Composició del Parlament

### Escrutat

Catalunya: 100%    Barcelona: 100%    Girona: 100%    Lleida: 100%    Tarragona: 100%

Candidatura		Vots	Dip.
<b>PSC - PARTIT DELS SOCIALISTES DE CATALUNYA (PSC-PSOE)</b>			<b>20</b>
	<b>Barcelona</b>	<b>419.779</b>	<b>15,40%</b>
	1 Pere Navarro i Morera		
	2 Maurici Lucena Betriu		
	3 Núria Parlón Gil		
	4 Joan Ignasi Elena i García		
	5 Rocío Martínez-Sampere Rodrigo		
	6 Daniel Fernández González		
	7 Eva Maria Granados Galiano		
	8 Jaume Collboni Cuadrado		
	9 Montserrat Capdevila Tatché		
	10 Celestino Corbacho i Chaves		
	11 Miquel Iceta Llorens		
	12 Jordi Terrades Santacreu		
	13 Ferran Pedret i Santos		
	14 Alicia Romero Llano		
	<b>Girona</b>	<b>34.688</b>	<b>10,05%</b>
	1 Juli Fernández i Iruela		
	2 Marina Geli i Fàbrega		
	<b>Lleida</b>	<b>21.598</b>	<b>10,44%</b>
	1 Àngel Ros i Domingo		
	<b>Tarragona</b>	<b>48.642</b>	<b>13,58%</b>
	1 Xavier Sabaté Ibarz		
	2 Núria Segú Ferré		
	3 Núria Ventura Brusca		

Candidatura		Vots	Dip.
<b>P.P. - PARTIT POPULAR</b>			<b>19</b>
	<b>Barcelona</b>	<b>361.656</b>	<b>13,27%</b>
	1 Alicia Sánchez-Camacho Pérez		
	2 Manuel Reyes López		
	3 Pere Calbó i Roca		
	4 María José García Cuevas		
	5 Santiago Rodríguez i Serra		
	6 Eva García Rodríguez		
	7 M <sup>re</sup> Dolors Montserrat i Culleré		
	8 José Antonio Coto Roquet		
	9 Juan Bautista Milián Querol		
	10 Pedro Chumillas Zurilla		
	11 Rafael López Rueda		
	12 Fernando Sánchez Costa		
	<b>Girona</b>	<b>33.096</b>	<b>9,58%</b>
	1 Josep Enric Millo i Rocher		
	2 Sergio Santamaría Santigosa		
	<b>Lleida</b>	<b>23.338</b>	<b>11,28%</b>
	1 Dolors López Aguilar		
	2 Marisa Xandri Pujol		





## Composició del Parlament

### Escrutat

Catalunya: 100%

Barcelona: 100%

Girona: 100%

Lleida: 100%

Tarragona: 100%

### Candidatura Vots Dip.

#### P.P. - PARTIT POPULAR 19



#### Tarragona

- |   |                      |
|---|----------------------|
| 1 | Rafael Luna Vivas    |
| 2 | Jordi Roca Mas       |
| 3 | Àlicia Alegret Martí |

53.591	14,96%	3
--------	--------	---

### Candidatura Vots Dip.

#### ICV-EUiA - INICIATIVA PER CATALUNYA-VERDS-ESQUERRA UNIDA I ALTERNATIVA 13



#### Barcelona

- |    |                         |
|----|-------------------------|
| 1  | Joan Herrera Torres     |
| 2  | Dolors Camats Luis      |
| 3  | Juan Miguel Mena Arca   |
| 4  | Jaume Bosch Mestres     |
| 5  | Marta Ribas Frias       |
| 6  | Laura Massana Mas       |
| 7  | Salvador Milà Solsona   |
| 8  | Lorena Vicioso Adrià    |
| 9  | David Compañon Costa    |
| 10 | Josep Vendrell Gardeñes |

303.625	11,14%	10
---------	--------	----

#### Girona

- |   |                |
|---|----------------|
| 1 | Marc Vidal Pou |
|---|----------------|

20.397	5,91%	1
--------	-------	---

#### Lleida

- |   |                 |
|---|-----------------|
| 1 | Sara Vilà Galan |
|---|-----------------|

11.145	5,38%	1
--------	-------	---

#### Tarragona

- |   |                       |
|---|-----------------------|
| 1 | Hortènsia Grau i Juan |
|---|-----------------------|

24.538	6,85%	1
--------	-------	---

### Candidatura Vots Dip.

#### C's - CIUTADANS-PARTIDO DE LA CIUDADANÍA 9



#### Barcelona

- |   |                                   |
|---|-----------------------------------|
| 1 | Albert Rivera Díaz                |
| 2 | Jordi Cañas Pérez                 |
| 3 | Carina Mejías Sánchez (IND)       |
| 4 | Inés Arrimadas García             |
| 5 | José Manuel Villegas Pérez        |
| 6 | Carmen de Rivera Pla              |
| 7 | Carlos Carrizosa Torres           |
| 8 | José María Espejo-Saavedra Conesa |

229.746	8,43%	8
---------	-------	---

#### Tarragona

- |   |                    |
|---|--------------------|
| 1 | Matías Alonso Ruiz |
|---|--------------------|


26.039	7,27%	1
--------	-------	---



## Composició del Parlament

### Escrutat

Catalunya: 100%    Barcelona: 100%    Girona: 100%    Lleida: 100%    Tarragona: 100%

Candidatura		Vots		Dip.
CUP-Alternativa d'Esquerres - CANDIDATURA D'UNITAT POPULAR-ALTERNATIVA D'ESQUERRES				3
	<b>Barcelona</b>	<b>92.794</b>	<b>3,40%</b>	<b>3</b>
	1	David Fernández i Ramos		
	2	Georgina Rieradevall i Tarrés		
	3	Joaquim Arrufat i Ibáñez		

## Avanços de participació

Catalunya				
	Meses		Cens	
Totals	8.130		5.257.252	
Constituïdes	8.130	100%	5.257.252	100%
Suspeses	0	0%	0	0%
1r avanç	8.130	100%	5.257.252	100%
2n avanç	8.130	100%	5.257.252	100%

Participació		
1r avanç	2012: 29,43%	
	2010: 24,79%	
2n avanç	2012: 56,30%	
	2010: 48,39%	

Barcelona				
	Meses		Cens	
Totals	5.735		3.921.353	
Constituïdes	5.735	100%	3.921.353	100%
Suspeses	0	0%	0	0%
1r avanç	5.735	100%	3.921.353	100%
2n avanç	5.735	100%	3.921.353	100%

Participació		
1r avanç	2012: 29,41%	
	2010: 24,74%	
2n avanç	2012: 56,58%	
	2010: 48,47%	

Girona				
	Meses		Cens	
Totals	823		490.291	
Constituïdes	823	100%	490.291	100%
Suspeses	0	0%	0	0%
1r avanç	823	100%	490.291	100%
2n avanç	823	100%	490.291	100%

Participació		
1r avanç	2012: 32,55%	
	2010: 26,62%	
2n avanç	2012: 59,14%	
	2010: 50,38%	

Lleida				
	Meses		Cens	
Totals	550		300.528	
Constituïdes	550	100%	300.528	100%
Suspeses	0	0%	0	0%
1r avanç	550	100%	300.528	100%
2n avanç	550	100%	300.528	100%

Participació		
1r avanç	2012: 26,77%	
	2010: 23,40%	
2n avanç	2012: 54,03%	
	2010: 48,30%	

Tarragona				
	Meses		Cens	
Totals	1.022		545.080	
Constituïdes	1.022	100%	545.080	100%
Suspeses	0	0%	0	0%
1r avanç	1.022	100%	545.080	100%
2n avanç	1.022	100%	545.080	100%

Participació		
1r avanç	2012: 28,24%	
	2010: 24,24%	
2n avanç	2012: 52,96%	
	2010: 46,07%	



**Generalitat  
de Catalunya**