

27S | 2015

ELECCIONS AL PARLAMENT
DE CATALUNYA

**INFORME
DE RESULTADOS
DEFINITIVOS**



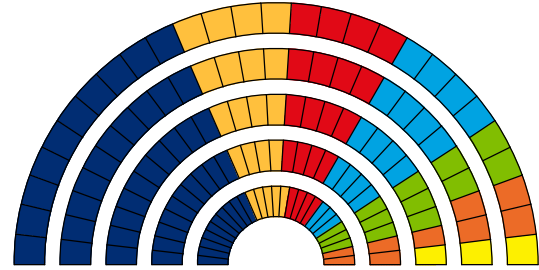
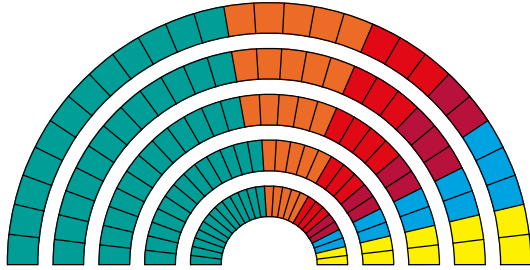
| | |
|--|----|
| Cataluña | 1 |
| Circunscripciones | 2 |
| Comarcas | 6 |
| Candidaturas | 9 |
| Municipios de Barcelona | 12 |
| Municipios de Girona | 30 |
| Municipios de Lleida | 43 |
| Municipios de Tarragona | 56 |
| Resumen | 67 |
| Candidaturas más votadas por circunscripción | 68 |
| Candidaturas más votadas por comarca | 69 |
| Composición del Parlamento | 70 |
| Avances de participación | 75 |

Cataluña

Escrutado **100%**

| | 2015 | | 2012 | |
|----------------------|-----------|--------|--------|--|
| Total votantes | 4.130.196 | 74,95% | 67,76% | |
| Abstención | 1.380.657 | 25,05% | 32,24% | |
| Votos nulos | 15.952 | 0,39% | 0,90% | |
| Votos en blanco | 21.895 | 0,53% | 1,44% | |
| Votos a candidaturas | 4.092.349 | 99,08% | 97,65% | |

135 Diputados a elegir



| 2015 | | | |
|-------------------------|-----------|--------|-----------|
| Candidaturas | Votos | | Dip. |
| JxSí | 1.628.714 | 39,59% | 62 |
| C's | 736.364 | 17,90% | 25 |
| PSC | 523.283 | 12,72% | 16 |
| CatSíqueesPot | 367.613 | 8,94% | 11 |
| PP | 349.193 | 8,49% | 11 |
| CUP | 337.794 | 8,21% | 10 |
| unio.cat | 103.293 | 2,51% | |
| PACMA | 30.157 | 0,73% | |
| RECORTES CERO-ELS VERDS | 14.444 | 0,35% | |
| GANEMOS | 1.167 | 0,03% | |
| PIRATA.CAT/XDT | 327 | 0,01% | |

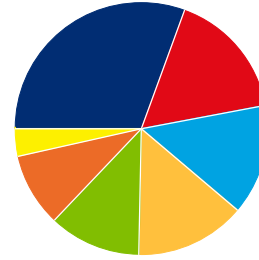
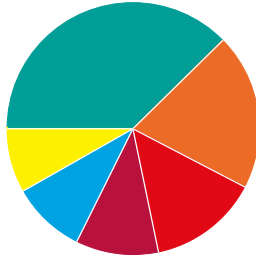
| 2012 | | | | | | |
|------|-----------|--------|--------------|--|--------------|--|
| Dip. | Votos | | Candidaturas | | | |
| 9 | 275.007 | 7,57% | | | C's | |
| 20 | 524.707 | 14,43% | | | PSC-PSOE | |
| 19 | 471.681 | 12,98% | | | PP | |
| 3 | 126.435 | 3,48% | | | CUP-Alt.Esq. | |
| | | | | | PACMA | |
| | 18.219 | 0,50% | | | PIRATA.CAT | |
| 50 | 1.116.259 | 30,71% | | | CiU | |
| 21 | 498.124 | 13,70% | | | ERC-Cat Sí | |
| 13 | 359.705 | 9,90% | | | ICV-EUiA | |
| | 60.107 | 1,65% | | | PxC | |
| | 46.838 | 1,29% | | | SI | |
| | 28.288 | 0,78% | | | EB | |
| | 14.614 | 0,40% | | | UPyD | |
| | 11.702 | 0,32% | | | FARTS.cat | |
| | 5.984 | 0,16% | | | VD | |
| | 2.582 | 0,07% | | | U.C.E. | |
| | 826 | 0,02% | | | PRE-IR | |
| | 333 | 0,01% | | | SiR | |







Barcelona


Escrutado **100%**

| | 2015 | | 2012 |
|-----------------------------|-----------|--------|--------|
| Total votantes | 3.094.362 | 75,03% | 68,00% |
| Abstención | 1.029.987 | 24,97% | 32,00% |
| Votos nulos | 10.314 | 0,33% | 0,85% |
| Votos en blanco | 15.493 | 0,50% | 1,38% |
| Votos a candidaturas | 3.068.555 | 99,17% | 97,77% |

85 Diputados a elegir



| 2015 | | | |
|--|-----------|--------|-----------|
| Candidaturas | Votos | | Dip. |
|  JxSí | 1.112.922 | 36,09% | 32 |
|  C's | 581.032 | 18,84% | 17 |
|  PSC | 421.487 | 13,67% | 12 |
|  CatSíqueesPot | 312.527 | 10,13% | 9 |
|  PP | 272.804 | 8,85% | 8 |
|  CUP | 255.328 | 8,28% | 7 |
| unio.cat | 75.700 | 2,45% | |
| PACMA | 24.426 | 0,79% | |
| RECORTES CERO-ELS VERDS | 12.329 | 0,40% | |

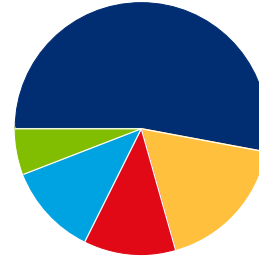
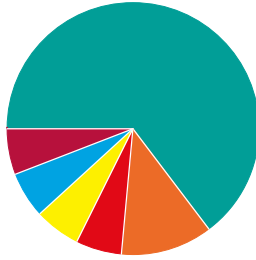
| 2012 | | | | | | |
|------|---------|--------|---|---------------------|--|--|
| Dip. | Votos | | Candidaturas | | | |
| 8 | 229.746 | 8,43% |  | C's | | |
| 14 | 419.779 | 15,40% |  | PSC-PSOE | | |
| 12 | 361.656 | 13,27% |  | PP | | |
| 3 | 92.794 | 3,41% |  | CUP-Alt.Esq. | | |
| | 16.479 | 0,60% |  | PACMA | | |
| 26 | 765.330 | 28,08% |  | CiU | | |
| 12 | 346.662 | 12,72% |  | ERC-Cat Sí | | |
| 10 | 303.625 | 11,14% |  | ICV-EUiA | | |
| | 51.403 | 1,89% |  | PxC | | |
| | 32.296 | 1,19% |  | SI | | |
| | 22.817 | 0,84% |  | EB | | |
| | 15.241 | 0,56% |  | PIRATA.CAT | | |
| | 12.147 | 0,45% |  | UPyD | | |
| | 9.185 | 0,34% |  | FARTS.cat | | |
| | 5.984 | 0,22% |  | VD | | |
| | 1.998 | 0,07% |  | U.C.E. | | |

Girona

Escrutado **100%**

| | 2015 | | 2012 | |
|-----------------------------|---------|--------|--------|--|
| Total votantes | 387.913 | 75,94% | 69,29% | |
| Abstención | 122.913 | 24,06% | 30,71% | |
| Votos nulos | 2.050 | 0,53% | 0,80% | |
| Votos en blanco | 2.068 | 0,53% | 1,24% | |
| Votos a candidaturas | 383.795 | 98,94% | 97,96% | |

17 Diputados a elegir



| 2015 | | | |
|-------------------------|---------|--------|------|
| Candidaturas | Votos | | Dip. |
| JxSí | 216.333 | 56,06% | 11 |
| C's | 48.346 | 12,53% | 2 |
| PSC | 33.416 | 8,66% | 1 |
| CUP | 33.117 | 8,58% | 1 |
| PP | 22.660 | 5,87% | 1 |
| CatSíqueesPot unio.cat | 18.399 | 4,77% | 1 |
| PACMA | 8.295 | 2,15% | |
| RECORTES CERO-ELS VERDS | 1.823 | 0,47% | |
| PIRATA.CAT/XDT | 759 | 0,20% | |
| GANEMOS | 327 | 0,08% | |

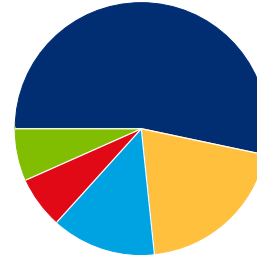
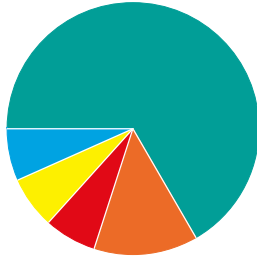
| 2012 | | | | |
|------|---------|--------|--------------|--|
| Dip. | Votos | | Candidaturas | |
| | 12.341 | 3,58% | C's | |
| 2 | 34.688 | 10,05% | PSC-PSOE | |
| | 14.499 | 4,20% | CUP-Alt.Esq. | |
| 2 | 33.096 | 9,59% | PP | |
| | 1.565 | 0,45% | PACMA | |
| | 1.137 | 0,33% | PIRATA.CAT | |
| 9 | 148.237 | 42,95% | CiU | |
| 3 | 61.358 | 17,78% | ERC-Cat Sí | |
| 1 | 20.397 | 5,91% | ICV-EUiA | |
| | 6.011 | 1,74% | SI | |
| | 3.377 | 0,98% | PxC | |
| | 1.946 | 0,56% | EB | |
| | 718 | 0,21% | FARTS.cat | |
| | 701 | 0,20% | UPyD | |
| | 525 | 0,15% | PRE-IR | |
| | 207 | 0,06% | U.C.E. | |






Lleida


Escrutado **100%**

| | 2015 | | 2012 | |
|-----------------------------|---------|--------|--------|--|
| Total votantes | 231.004 | 73,63% | 66,78% | |
| Abstención | 82.739 | 26,37% | 33,22% | |
| Votos nulos | 1.171 | 0,51% | 1,12% | |
| Votos en blanco | 1.723 | 0,75% | 1,99% | |
| Votos a candidaturas | 228.110 | 98,75% | 96,89% | |

15 Diputados a elegir



| 2015 | | | |
|--|---------|--------|-----------|
| Candidaturas | Votos | | Dip. |
|  JxSí | 126.922 | 55,22% | 10 |
|  C's | 26.612 | 11,58% | 2 |
|  PSC | 19.364 | 8,43% | 1 |
|  CUP | 18.736 | 8,15% | 1 |
|  PP | 16.761 | 7,29% | 1 |
| CatSíqueesPot | 9.879 | 4,30% | |
| unio.cat | 8.178 | 3,56% | |
| PACMA | 1.046 | 0,46% | |
| RECORTES CERO-ELS VERDS | 391 | 0,17% | |
| GANEMOS | 221 | 0,10% | |

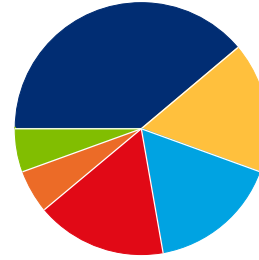
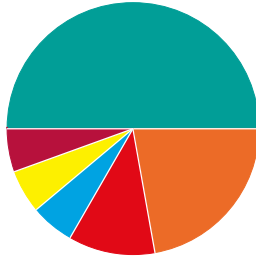
| 2012 | | | |
|----------|--------|--------|---|
| Dip. | Votos | | Candidaturas |
| | 6.881 | 3,33% | C's |
| 1 | 21.598 | 10,44% | PSC-PSOE  |
| | 6.302 | 3,05% | CUP-Alt.Esq. |
| 2 | 23.338 | 11,29% | PP  |
| | 752 | 0,36% | PACMA |
| 8 | 89.035 | 43,05% | CiU  |
| 3 | 36.011 | 17,41% | ERC-Cat Sí  |
| 1 | 11.145 | 5,39% | ICV-EUiA  |
| | 3.038 | 1,47% | SI |
| | 1.417 | 0,69% | EB |
| | 1.224 | 0,59% | PxC |
| | 642 | 0,31% | PIRATA.CAT |
| | 476 | 0,23% | FARTS.cat |
| | 393 | 0,19% | UPyD |
| | 301 | 0,15% | PRE-IR |
| | 90 | 0,04% | U.C.E. |







Tarragona

Escrutado **100%**

| | 2015 | | 2012 | |
|-----------------------------|---------|--------|--------|--|
| Total votantes | 416.917 | 74,19% | 65,17% | |
| Abstención | 145.018 | 25,81% | 34,83% | |
| Votos nulos | 2.417 | 0,58% | 1,29% | |
| Votos en blanco | 2.611 | 0,63% | 1,77% | |
| Votos a candidaturas | 411.889 | 98,79% | 96,94% | |

18 Diputados a elegir



| 2015 | | | |
|---|---------|--------|----------|
| Candidaturas | Votos | | Dip. |
|  JxSí | 172.537 | 41,63% | 9 |
|  C's | 80.374 | 19,39% | 4 |
|  PSC | 49.016 | 11,83% | 2 |
|  PP | 36.968 | 8,92% | 1 |
|  CUP | 30.613 | 7,39% | 1 |
|  CatSíqueesPot unio.cat | 26.808 | 6,47% | 1 |
| PACMA | 2.862 | 0,69% | |
| RECORTES CERO-ELS VERDS | 965 | 0,23% | |
| GANEMOS | 626 | 0,15% | |

| 2012 | | | | | | |
|----------|---------|--------|---|--|--|--|
| Dip. | Votos | | Candidaturas | | | |
| | | |  C's | | | |
| | | |  PSC-PSOE | | | |
| | | |  PP | | | |
| | | |  CUP-Alt.Esq. | | | |
| | | | PACMA | | | |
| | | |  CiU | | | |
| | | |  ERC-Cat Sí | | | |
| | | |  ICV-EUiA | | | |
| | | | SI | | | |
| | | | PxC | | | |
| | | | EB | | | |
| | | | UPyD | | | |
| | | | FARTS.cat | | | |
| | | | PIRATA.CAT | | | |
| | | | SiR | | | |
| | | | U.C.E. | | | |
| 1 | 26.039 | 7,27% | | | | |
| 3 | 48.642 | 13,58% | | | | |
| 3 | 53.591 | 14,96% | | | | |
| | 12.840 | 3,59% | | | | |
| | 2.065 | 0,58% | | | | |
| 7 | 113.657 | 31,74% | | | | |
| 3 | 54.093 | 15,11% | | | | |
| 1 | 24.538 | 6,85% | | | | |
| | 5.493 | 1,53% | | | | |
| | 4.103 | 1,15% | | | | |
| | 2.108 | 0,59% | | | | |
| | 1.373 | 0,38% | | | | |
| | 1.323 | 0,37% | | | | |
| | 1.199 | 0,33% | | | | |
| | 333 | 0,09% | | | | |
| | 287 | 0,08% | | | | |

Comarcas

| | Alt Camp | | Alt Empordà | | Alt Penedès | | Alt Urgell | | Alta Ribagorça | | Anoia | |
|----------------------|-------------|--------|-------------|--------|-------------|--------|-------------|--------|----------------|--------|-------------|--------|
| Escurtado | 100% | | 100% | | 100% | | 100% | | 100% | | 100% | |
| Total votantes | 25.087 | 78,44% | 63.813 | 75,03% | 61.587 | 80,46% | 11.399 | 73,77% | 2.269 | 77,15% | 68.108 | 78,37% |
| Abstención | 6.894 | 21,56% | 21.237 | 24,97% | 14.957 | 19,54% | 4.053 | 26,23% | 672 | 22,85% | 18.793 | 21,63% |
| Votos nulos | 111 | 0,44% | 299 | 0,47% | 284 | 0,46% | 64 | 0,56% | 13 | 0,57% | 273 | 0,40% |
| Votos en blanco | 157 | 0,63% | 354 | 0,55% | 298 | 0,48% | 91 | 0,80% | 15 | 0,66% | 424 | 0,62% |
| Votos a candidaturas | 24.819 | 98,93% | 63.160 | 98,98% | 61.005 | 99,05% | 11.244 | 98,64% | 2.241 | 98,77% | 67.411 | 98,98% |

Candidaturas

| | | | | | | | | | | | | |
|-------------------------|--------|--------|--------|--------|--------|--------|-------|--------|-------|--------|--------|--------|
| JxSí | 13.257 | 53,08% | 32.334 | 50,91% | 31.681 | 51,68% | 6.546 | 57,75% | 1.025 | 45,43% | 29.826 | 43,97% |
| C's | 3.377 | 13,52% | 10.031 | 15,79% | 6.914 | 11,28% | 988 | 8,72% | 246 | 10,90% | 11.042 | 16,28% |
| PSC | 2.307 | 9,24% | 5.554 | 8,74% | 6.500 | 10,60% | 1.118 | 9,86% | 294 | 13,03% | 8.432 | 12,43% |
| CatSíqueesPot | 1.229 | 4,92% | 2.708 | 4,26% | 3.883 | 6,33% | 424 | 3,74% | 136 | 6,03% | 4.946 | 7,29% |
| PP | 1.566 | 6,27% | 5.239 | 8,25% | 3.503 | 5,71% | 681 | 6,01% | 147 | 6,52% | 5.030 | 7,42% |
| CUP | 2.162 | 8,66% | 5.300 | 8,34% | 6.500 | 10,60% | 1.053 | 9,29% | 289 | 12,81% | 5.523 | 8,14% |
| unio.cat | 687 | 2,75% | 1.478 | 2,33% | 1.444 | 2,36% | 371 | 3,27% | 89 | 3,95% | 1.870 | 2,76% |
| PACMA | 149 | 0,60% | 268 | 0,42% | 387 | 0,63% | 37 | 0,33% | 2 | 0,09% | 506 | 0,75% |
| RECORTES CERO-ELS VERDS | 53 | 0,21% | 128 | 0,20% | 193 | 0,31% | 16 | 0,14% | 8 | 0,35% | 236 | 0,35% |
| GANEMOS | 32 | 0,13% | 56 | 0,09% | - | - | 10 | 0,09% | 5 | 0,22% | - | - |
| PIRATA.CAT/XDT | - | - | 64 | 0,10% | - | - | - | - | - | - | - | - |

| | Aran | | Bages | | Baix Camp | | Baix Ebre | | Baix Empordà | | Baix Llobregat | |
|----------------------|-------------|--------|-------------|--------|-------------|--------|-------------|--------|--------------|--------|----------------|--------|
| Escurtado | 100% | | 100% | | 100% | | 100% | | 100% | | 100% | |
| Total votantes | 4.904 | 70,71% | 100.637 | 78,18% | 97.953 | 76,92% | 40.264 | 73,63% | 67.503 | 76,99% | 458.072 | 77,71% |
| Abstención | 2.031 | 29,29% | 28.095 | 21,82% | 29.396 | 23,08% | 14.423 | 26,37% | 20.170 | 23,01% | 131.370 | 22,29% |
| Votos nulos | 21 | 0,43% | 383 | 0,38% | 449 | 0,46% | 352 | 0,87% | 332 | 0,49% | 1.547 | 0,34% |
| Votos en blanco | 48 | 0,98% | 613 | 0,61% | 524 | 0,53% | 408 | 1,01% | 347 | 0,51% | 2.272 | 0,50% |
| Votos a candidaturas | 4.835 | 98,59% | 99.641 | 99,01% | 96.980 | 99,01% | 39.504 | 98,11% | 66.824 | 98,99% | 454.253 | 99,17% |

Candidaturas

| | | | | | | | | | | | | |
|-------------------------|-------|--------|--------|--------|--------|--------|--------|--------|--------|--------|---------|--------|
| JxSí | 1.207 | 24,72% | 52.932 | 52,80% | 40.040 | 41,06% | 21.765 | 54,53% | 36.867 | 54,89% | 119.383 | 26,15% |
| C's | 1.182 | 24,21% | 12.115 | 12,08% | 21.366 | 21,91% | 3.963 | 9,93% | 9.037 | 13,45% | 107.219 | 23,49% |
| PSC | 958 | 19,62% | 10.933 | 10,91% | 10.256 | 10,52% | 4.132 | 10,35% | 6.835 | 10,18% | 83.166 | 18,22% |
| CatSíqueesPot | 259 | 5,30% | 5.841 | 5,83% | 5.417 | 5,56% | 1.959 | 4,91% | 3.024 | 4,50% | 59.087 | 12,94% |
| PP | 623 | 12,76% | 5.910 | 5,90% | 8.752 | 8,98% | 3.182 | 7,97% | 3.715 | 5,53% | 39.790 | 8,72% |
| CUP | 309 | 6,33% | 8.595 | 8,57% | 7.571 | 7,76% | 3.021 | 7,57% | 5.393 | 8,03% | 29.411 | 6,44% |
| unio.cat | 249 | 5,10% | 2.568 | 2,56% | 2.519 | 2,58% | 1.204 | 3,02% | 1.369 | 2,04% | 9.455 | 2,07% |
| PACMA | 36 | 0,74% | 498 | 0,50% | 715 | 0,73% | 159 | 0,40% | 314 | 0,47% | 4.403 | 0,96% |
| RECORTES CERO-ELS VERDS | 9 | 0,18% | 249 | 0,25% | 233 | 0,24% | 73 | 0,18% | 130 | 0,19% | 2.339 | 0,51% |
| GANEMOS | 3 | 0,06% | - | - | 111 | 0,11% | 46 | 0,12% | 70 | 0,10% | - | - |
| PIRATA.CAT/XDT | - | - | - | - | - | - | - | - | 70 | 0,10% | - | - |

| | Baix Penedès | | Barcelonès | | Berguedà | | Cerdanya | | Conca de Barberà | | Garraf | |
|----------------------|--------------|--------|-------------|--------|-------------|--------|-------------|--------|------------------|--------|-------------|--------|
| Escurtado | 100% | | 100% | | 100% | | 100% | | 100% | | 100% | |
| Total votantes | 51.013 | 72,87% | 1.198.964 | 76,08% | 25.143 | 80,54% | 9.906 | 78,12% | 12.314 | 81,25% | 78.116 | 75,84% |
| Abstención | 18.994 | 27,13% | 377.063 | 23,92% | 6.074 | 19,46% | 2.774 | 21,88% | 2.841 | 18,75% | 24.890 | 24,16% |
| Votos nulos | 397 | 0,78% | 3.769 | 0,31% | 113 | 0,45% | 55 | 0,56% | 78 | 0,63% | 239 | 0,31% |
| Votos en blanco | 261 | 0,51% | 5.725 | 0,48% | 146 | 0,58% | 74 | 0,75% | 76 | 0,62% | 363 | 0,46% |
| Votos a candidaturas | 50.355 | 98,71% | 1.189.470 | 99,21% | 24.884 | 98,97% | 9.777 | 98,70% | 12.160 | 98,75% | 77.514 | 99,23% |

Candidaturas

| | | | | | | | | | | | | |
|-------------------------|--------|--------|---------|--------|--------|--------|-------|--------|-------|--------|--------|--------|
| JxSí | 16.529 | 32,66% | 390.141 | 32,64% | 16.735 | 66,86% | 5.859 | 59,48% | 8.142 | 66,54% | 27.967 | 35,91% |
| C's | 11.748 | 23,21% | 222.666 | 18,63% | 1.021 | 4,08% | 1.263 | 12,82% | 834 | 6,82% | 16.317 | 20,95% |
| PSC | 7.732 | 15,28% | 164.736 | 13,78% | 1.638 | 6,54% | 582 | 5,91% | 773 | 6,32% | 10.191 | 13,09% |
| CatSíqueesPot | 4.569 | 9,03% | 126.856 | 10,61% | 801 | 3,20% | 259 | 2,63% | 371 | 3,03% | 7.129 | 9,15% |
| PP | 4.691 | 9,27% | 131.972 | 11,04% | 1.137 | 4,54% | 640 | 6,50% | 509 | 4,16% | 5.707 | 7,33% |
| CUP | 3.341 | 6,60% | 107.120 | 8,96% | 2.700 | 10,79% | 814 | 8,26% | 1.106 | 9,04% | 7.520 | 9,66% |
| unio.cat | 1.013 | 2,00% | 32.115 | 2,69% | 747 | 2,98% | 283 | 2,87% | 349 | 2,85% | 1.859 | 2,39% |
| PACMA | 419 | 0,83% | 9.069 | 0,76% | 84 | 0,34% | 48 | 0,49% | 49 | 0,40% | 554 | 0,71% |
| RECORTES CERO-ELS VERDS | 153 | 0,30% | 4.795 | 0,40% | 21 | 0,08% | 15 | 0,15% | 15 | 0,12% | 270 | 0,35% |
| GANEMOS | 160 | 0,32% | - | - | 0 | 0% | 3 | 0,03% | 12 | 0,10% | - | - |
| PIRATA.CAT/XDT | - | - | - | - | - | - | 11 | 0,11% | - | - | - | - |

Comarcas

| | Garrigues | | Garrotxa | | Gironès | | Maresme | | Moianès | | Montsià | |
|----------------------|-------------|--------|-------------|--------|-------------|--------|-------------|--------|-------------|--------|-------------|--------|
| Escurtado | 100% | | 100% | | 100% | | 100% | | 100% | | 100% | |
| Total votantes | 11.748 | 80,88% | 32.473 | 81,22% | 95.109 | 79,56% | 250.836 | 78,86% | 8.184 | 82,70% | 34.601 | 73,59% |
| Abstención | 2.777 | 19,12% | 7.510 | 18,78% | 24.432 | 20,44% | 67.249 | 21,14% | 1.712 | 17,30% | 12.416 | 26,41% |
| Votos nulos | 56 | 0,48% | 135 | 0,42% | 400 | 0,42% | 810 | 0,32% | 34 | 0,42% | 279 | 0,81% |
| Votos en blanco | 84 | 0,72% | 197 | 0,61% | 509 | 0,54% | 1.245 | 0,50% | 54 | 0,66% | 357 | 1,03% |
| Votos a candidaturas | 11.608 | 98,81% | 32.141 | 98,98% | 94.200 | 99,04% | 248.781 | 99,18% | 8.096 | 98,92% | 33.965 | 98,16% |

Candidaturas

| | | | | | | | | | | | | |
|-------------------------|-------|--------|--------|--------|--------|--------|---------|--------|-------|--------|--------|--------|
| JxSí | 7.890 | 67,48% | 22.399 | 69,27% | 53.355 | 56,34% | 111.964 | 44,78% | 5.366 | 65,84% | 17.514 | 51,03% |
| C's | 648 | 5,54% | 1.625 | 5,03% | 11.596 | 12,24% | 41.906 | 16,76% | 465 | 5,71% | 3.745 | 10,91% |
| PSC | 633 | 5,41% | 2.054 | 6,35% | 8.053 | 8,50% | 27.675 | 11,07% | 468 | 5,74% | 3.871 | 11,28% |
| CatSíqueesPot | 321 | 2,75% | 999 | 3,09% | 4.209 | 4,44% | 18.256 | 7,30% | 294 | 3,61% | 1.816 | 5,29% |
| PP | 590 | 5,05% | 1.245 | 3,85% | 4.933 | 5,21% | 20.055 | 8,02% | 340 | 4,17% | 3.066 | 8,93% |
| CUP | 1.086 | 9,29% | 2.958 | 9,15% | 9.227 | 9,74% | 19.999 | 8,00% | 921 | 11,30% | 2.776 | 8,09% |
| unio.cat | 387 | 3,31% | 691 | 2,14% | 2.049 | 2,16% | 6.307 | 2,52% | 205 | 2,52% | 995 | 2,90% |
| PACMA | 29 | 0,25% | 80 | 0,25% | 473 | 0,50% | 1.805 | 0,72% | 30 | 0,37% | 103 | 0,30% |
| RECORTES CERO-ELS VERDS | 9 | 0,08% | 35 | 0,11% | 168 | 0,18% | 814 | 0,33% | 7 | 0,09% | 42 | 0,12% |
| GANEMOS | 15 | 0,13% | 34 | 0,11% | 53 | 0,06% | - | - | - | - | 37 | 0,11% |
| PIRATA.CAT/XDT | - | - | 21 | 0,06% | 84 | 0,09% | - | - | - | - | - | - |

| | Noguera | | Osona | | Pallars Jussà | | Pallars Sobirà | | Pla de l'Estany | | Pla d'Urgell | |
|----------------------|-------------|--------|-------------|--------|---------------|--------|----------------|--------|-----------------|--------|--------------|--------|
| Escurtado | 100% | | 100% | | 100% | | 100% | | 100% | | 100% | |
| Total votantes | 21.653 | 79,10% | 90.585 | 82,60% | 7.683 | 77,19% | 4.345 | 81,46% | 18.156 | 83,53% | 19.698 | 80,01% |
| Abstención | 5.721 | 20,90% | 19.086 | 17,40% | 2.271 | 22,81% | 989 | 18,54% | 3.580 | 16,47% | 4.921 | 19,99% |
| Votos nulos | 113 | 0,52% | 261 | 0,29% | 35 | 0,46% | 19 | 0,44% | 68 | 0,37% | 118 | 0,60% |
| Votos en blanco | 201 | 0,93% | 476 | 0,53% | 58 | 0,75% | 35 | 0,81% | 79 | 0,44% | 147 | 0,75% |
| Votos a candidaturas | 21.339 | 98,55% | 89.848 | 99,19% | 7.590 | 98,79% | 4.291 | 98,76% | 18.009 | 99,19% | 19.433 | 98,65% |

Candidaturas

| | | | | | | | | | | | | |
|-------------------------|--------|--------|--------|--------|-------|--------|-------|--------|--------|--------|--------|--------|
| JxSí | 13.617 | 63,22% | 62.136 | 68,79% | 4.904 | 64,12% | 2.657 | 61,42% | 13.198 | 72,97% | 12.944 | 66,11% |
| C's | 1.777 | 8,25% | 5.616 | 6,22% | 432 | 5,65% | 180 | 4,16% | 822 | 4,54% | 1.621 | 8,28% |
| PSC | 1.349 | 6,26% | 5.144 | 5,70% | 650 | 8,50% | 258 | 5,96% | 655 | 3,62% | 1.193 | 6,09% |
| CatSíqueesPot | 705 | 3,27% | 2.737 | 3,03% | 258 | 3,37% | 162 | 3,74% | 463 | 2,56% | 643 | 3,28% |
| PP | 1.510 | 7,01% | 3.494 | 3,87% | 325 | 4,25% | 154 | 3,56% | 617 | 3,41% | 1.010 | 5,16% |
| CUP | 1.574 | 7,31% | 8.001 | 8,86% | 730 | 9,54% | 729 | 16,85% | 1.829 | 10,11% | 1.329 | 6,79% |
| unio.cat | 711 | 3,30% | 2.332 | 2,58% | 258 | 3,37% | 128 | 2,96% | 352 | 1,95% | 597 | 3,05% |
| PACMA | 54 | 0,25% | 269 | 0,30% | 22 | 0,29% | 16 | 0,37% | 42 | 0,23% | 59 | 0,30% |
| RECORTES CERO-ELS VERDS | 22 | 0,10% | 119 | 0,13% | 5 | 0,07% | 7 | 0,16% | 17 | 0,09% | 21 | 0,11% |
| GANEMOS | 20 | 0,09% | 0 | 0% | 6 | 0,08% | 0 | 0% | 9 | 0,05% | 16 | 0,08% |
| PIRATA.CAT/XDT | - | - | 0 | 0% | - | - | - | - | 5 | 0,03% | - | - |

| | Priorat | | Ribera d'Ebre | | Ripollès | | Segarra | | Segrià | | Selva | |
|----------------------|-------------|--------|---------------|--------|-------------|--------|-------------|--------|-------------|--------|-------------|--------|
| Escurtado | 100% | | 100% | | 100% | | 100% | | 100% | | 100% | |
| Total votantes | 6.181 | 85,63% | 13.285 | 80,35% | 16.413 | 82,29% | 11.145 | 78,72% | 105.228 | 74,92% | 85.209 | 76,32% |
| Abstención | 1.037 | 14,37% | 3.248 | 19,65% | 3.533 | 17,71% | 3.012 | 21,28% | 35.225 | 25,08% | 26.436 | 23,68% |
| Votos nulos | 19 | 0,31% | 109 | 0,82% | 63 | 0,38% | 71 | 0,64% | 499 | 0,47% | 706 | 0,83% |
| Votos en blanco | 45 | 0,73% | 117 | 0,88% | 85 | 0,52% | 70 | 0,63% | 738 | 0,70% | 424 | 0,50% |
| Votos a candidaturas | 6.117 | 98,96% | 13.059 | 98,30% | 16.265 | 99,10% | 11.004 | 98,73% | 103.991 | 98,82% | 84.079 | 98,67% |

Candidaturas

| | | | | | | | | | | | | |
|-------------------------|-------|--------|-------|--------|--------|--------|-------|--------|--------|--------|--------|--------|
| JxSí | 4.088 | 66,34% | 8.016 | 60,84% | 10.765 | 65,84% | 6.986 | 63,08% | 49.117 | 46,90% | 41.735 | 49,39% |
| C's | 185 | 3,00% | 878 | 6,66% | 1.219 | 7,46% | 893 | 8,06% | 16.591 | 15,84% | 12.986 | 15,37% |
| PSC | 360 | 5,84% | 1.226 | 9,30% | 1.171 | 7,16% | 573 | 5,17% | 10.659 | 10,18% | 8.621 | 10,20% |
| CatSíqueesPot | 182 | 2,95% | 548 | 4,16% | 528 | 3,23% | 356 | 3,21% | 5.632 | 5,38% | 6.256 | 7,40% |
| PP | 233 | 3,78% | 744 | 5,65% | 681 | 4,17% | 728 | 6,57% | 9.408 | 8,98% | 5.642 | 6,68% |
| CUP | 809 | 13,13% | 1.151 | 8,74% | 1.348 | 8,24% | 1.036 | 9,36% | 7.630 | 7,29% | 6.287 | 7,44% |
| unio.cat | 237 | 3,85% | 412 | 3,13% | 462 | 2,83% | 373 | 3,37% | 3.947 | 3,77% | 1.616 | 1,91% |
| PACMA | 16 | 0,26% | 46 | 0,35% | 52 | 0,32% | 37 | 0,33% | 660 | 0,63% | 552 | 0,65% |
| RECORTES CERO-ELS VERDS | 4 | 0,06% | 25 | 0,19% | 19 | 0,12% | 17 | 0,15% | 240 | 0,23% | 240 | 0,28% |
| GANEMOS | 3 | 0,05% | 13 | 0,10% | 8 | 0,05% | 5 | 0,05% | 107 | 0,10% | 85 | 0,10% |
| PIRATA.CAT/XDT | - | - | - | - | 12 | 0,07% | - | - | - | - | 59 | 0,07% |

Comarcas

| | Solsonès | | Tarragonès | | Terra Alta | | Urgell | | Vallès Occidental | | Vallès Oriental | |
|-------------------------|-------------|--------|-------------|--------|-------------|--------|-------------|--------|-------------------|--------|-----------------|--------|
| Escrutado | 100% | | 100% | | 100% | | 100% | | 100% | | 100% | |
| Total votantes | 7.811 | 80,16% | 127.979 | 76,05% | 7.274 | 80,08% | 19.403 | 78,35% | 513.213 | 78,74% | 230.151 | 78,91% |
| Abstención | 1.933 | 19,84% | 40.299 | 23,95% | 1.809 | 19,92% | 5.362 | 21,65% | 138.579 | 21,26% | 61.509 | 21,09% |
| Votos nulos | 43 | 0,55% | 548 | 0,43% | 71 | 0,98% | 94 | 0,48% | 1.659 | 0,32% | 860 | 0,37% |
| Votos en blanco | 63 | 0,81% | 570 | 0,45% | 92 | 1,26% | 154 | 0,79% | 2.572 | 0,50% | 1.276 | 0,55% |
| Votos a candidaturas | 7.705 | 98,64% | 126.861 | 99,13% | 7.111 | 97,76% | 19.155 | 98,72% | 508.982 | 99,18% | 228.015 | 99,07% |
| Candidaturas | | | | | | | | | | | | |
| JxSí | 5.250 | 67,58% | 38.613 | 30,30% | 4.062 | 56,39% | 12.296 | 63,68% | 169.484 | 33,13% | 90.228 | 39,35% |
| C's | 462 | 5,95% | 33.801 | 26,52% | 376 | 5,22% | 1.380 | 7,15% | 111.653 | 21,83% | 42.749 | 18,64% |
| PSC | 364 | 4,69% | 17.724 | 13,91% | 555 | 7,71% | 1.129 | 5,85% | 72.082 | 14,09% | 29.654 | 12,93% |
| CatSíqueesPot | 221 | 2,85% | 10.372 | 8,14% | 282 | 3,92% | 635 | 3,29% | 59.711 | 11,67% | 21.898 | 9,55% |
| PP | 348 | 4,48% | 13.339 | 10,47% | 816 | 11,33% | 1.090 | 5,65% | 37.831 | 7,40% | 17.347 | 7,57% |
| CUP | 745 | 9,59% | 7.970 | 6,25% | 623 | 8,65% | 1.863 | 9,65% | 39.407 | 7,70% | 18.512 | 8,07% |
| unio.cat | 272 | 3,50% | 3.301 | 2,59% | 374 | 5,19% | 673 | 3,49% | 11.591 | 2,27% | 4.929 | 2,15% |
| PACMA | 29 | 0,37% | 1.187 | 0,93% | 9 | 0,12% | 49 | 0,25% | 4.867 | 0,95% | 1.830 | 0,80% |
| RECORTES CERO-ELS VERDS | 7 | 0,09% | 349 | 0,27% | 8 | 0,11% | 18 | 0,09% | 2.356 | 0,46% | 868 | 0,38% |
| GANEMOS | 7 | 0,09% | 205 | 0,16% | 6 | 0,08% | 22 | 0,11% | - | - | - | - |
| PIRATA.CAT/XDT | - | - | - | - | - | - | - | - | - | - | - | - |

Candidaturas

Escrutado

Cataluña: 100%

Barcelona: 100%

Girona: 100%

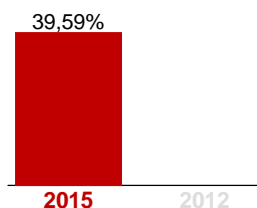
Lleida: 100%

Tarragona: 100%



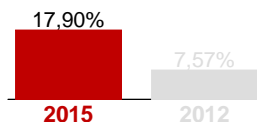
JxSí
JUNTS PEL SÍ

| | 2015 | | | 2012 | | |
|-----------------|------------------|---------------|-----------|------|-------|---|
| | Votos | | Dip. | Dip. | Votos | |
| Barcelona | 1.112.922 | 36,09% | 32 | - | - | - |
| Girona | 216.333 | 56,06% | 11 | - | - | - |
| Lleida | 126.922 | 55,22% | 10 | - | - | - |
| Tarragona | 172.537 | 41,63% | 9 | - | - | - |
| Cataluña | 1.628.714 | 39,59% | 62 | - | - | - |



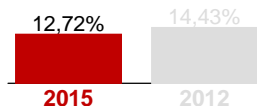
C's
CIUTADANS-PARTIDO DE LA CIUDADANÍA

| | 2015 | | | 2012 | | |
|-----------------|----------------|---------------|-----------|----------|----------------|--------------|
| | Votos | | Dip. | Dip. | Votos | |
| Barcelona | 581.032 | 18,84% | 17 | 8 | 229.746 | 8,43% |
| Girona | 48.346 | 12,53% | 2 | | 12.341 | 3,58% |
| Lleida | 26.612 | 11,58% | 2 | | 6.881 | 3,33% |
| Tarragona | 80.374 | 19,39% | 4 | 1 | 26.039 | 7,27% |
| Cataluña | 736.364 | 17,90% | 25 | 9 | 275.007 | 7,57% |



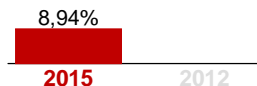
PSC
PARTIT DELS SOCIALISTES DE CATALUNYA (PSC-PSOE)

| | 2015 | | | 2012 | | |
|-----------------|----------------|---------------|-----------|-----------|----------------|---------------|
| | Votos | | Dip. | Dip. | Votos | |
| Barcelona | 421.487 | 13,67% | 12 | 14 | 419.779 | 15,40% |
| Girona | 33.416 | 8,66% | 1 | 2 | 34.688 | 10,05% |
| Lleida | 19.364 | 8,43% | 1 | 1 | 21.598 | 10,44% |
| Tarragona | 49.016 | 11,83% | 2 | 3 | 48.642 | 13,58% |
| Cataluña | 523.283 | 12,72% | 16 | 20 | 524.707 | 14,43% |



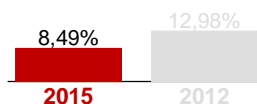
CatSíqueesPot
CATALUNYA SÍ QUE ES POT

| | 2015 | | | 2012 | | |
|-----------------|----------------|--------------|-----------|------|-------|---|
| | Votos | | Dip. | Dip. | Votos | |
| Barcelona | 312.527 | 10,13% | 9 | - | - | - |
| Girona | 18.399 | 4,77% | 1 | - | - | - |
| Lleida | 9.879 | 4,30% | | - | - | - |
| Tarragona | 26.808 | 6,47% | 1 | - | - | - |
| Cataluña | 367.613 | 8,94% | 11 | - | - | - |



PP
PARTIT POPULAR

| | 2015 | | | 2012 | | |
|-----------------|----------------|--------------|-----------|-----------|----------------|---------------|
| | Votos | | Dip. | Dip. | Votos | |
| Barcelona | 272.804 | 8,85% | 8 | 12 | 361.656 | 13,27% |
| Girona | 22.660 | 5,87% | 1 | 2 | 33.096 | 9,59% |
| Lleida | 16.761 | 7,29% | 1 | 2 | 23.338 | 11,29% |
| Tarragona | 36.968 | 8,92% | 1 | 3 | 53.591 | 14,96% |
| Cataluña | 349.193 | 8,49% | 11 | 19 | 471.681 | 12,98% |



Candidaturas

Escrutado

Cataluña: 100%

Barcelona: 100%

Girona: 100%

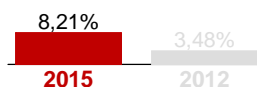
Lleida: 100%

Tarragona: 100%



CUP CANDIDATURA D'UNITAT POPULAR

| | 2015 | | | 2012 | | |
|-----------------|----------------|--------------|-----------|----------|----------------|--------------|
| | Votos | | Dip. | Dip. | Votos | |
| Barcelona | 255.328 | 8,28% | 7 | 3 | 92.794 | 3,41% |
| Girona | 33.117 | 8,58% | 1 | | 14.499 | 4,20% |
| Lleida | 18.736 | 8,15% | 1 | | 6.302 | 3,05% |
| Tarragona | 30.613 | 7,39% | 1 | | 12.840 | 3,59% |
| Cataluña | 337.794 | 8,21% | 10 | 3 | 126.435 | 3,48% |



unio.cat UNIO DEMOCRÀTICA DE CATALUNYA

| | 2015 | | | 2012 | | |
|-----------------|----------------|--------------|------|------|-------|---|
| | Votos | | Dip. | Dip. | Votos | |
| Barcelona | 75.700 | 2,45% | | | - | - |
| Girona | 8.295 | 2,15% | | | - | - |
| Lleida | 8.178 | 3,56% | | | - | - |
| Tarragona | 11.120 | 2,68% | | | - | - |
| Cataluña | 103.293 | 2,51% | | | - | - |



PACMA PARTIT ANIMALISTA CONTRA EL MALTRACTAMENT ANIMAL

| | 2015 | | | 2012 | | |
|-----------------|---------------|--------------|------|------|---------------|--------------|
| | Votos | | Dip. | Dip. | Votos | |
| Barcelona | 24.426 | 0,79% | | | 16.479 | 0,60% |
| Girona | 1.823 | 0,47% | | | 1.565 | 0,45% |
| Lleida | 1.046 | 0,46% | | | 752 | 0,36% |
| Tarragona | 2.862 | 0,69% | | | 2.065 | 0,58% |
| Cataluña | 30.157 | 0,73% | | | 20.861 | 0,57% |



RECORTES CERO-ELS VERDS RECORTES CERO-ELS VERDS

| | 2015 | | | 2012 | | |
|-----------------|---------------|--------------|------|------|-------|---|
| | Votos | | Dip. | Dip. | Votos | |
| Barcelona | 12.329 | 0,40% | | | - | - |
| Girona | 759 | 0,20% | | | - | - |
| Lleida | 391 | 0,17% | | | - | - |
| Tarragona | 965 | 0,23% | | | - | - |
| Cataluña | 14.444 | 0,35% | | | - | - |



GANEMOS GUANYEM CATALUNYA

| | 2015 | | | 2012 | | |
|-----------------|--------------|--------------|------|------|-------|---|
| | Votos | | Dip. | Dip. | Votos | |
| Barcelona | - | - | | | - | - |
| Girona | 320 | 0,08% | | | - | - |
| Lleida | 221 | 0,10% | | | - | - |
| Tarragona | 626 | 0,15% | | | - | - |
| Cataluña | 1.167 | 0,03% | | | - | - |



Candidaturas

Escrutado

Cataluña: 100%

Barcelona: 100%

Girona: 100%

Lleida: 100%

Tarragona: 100%



PIRATA.CAT/XDT
PIRATES DE CATALUNYA - PER DECIDIR-HO TOT

| | 2015 | | 2012 | | | | |
|-----------------|------------|--------------|------|---------------|--------------|--------------|--------------|
| | Votos | Dip. | Dip. | Votos | | | |
| Barcelona | - | - | | 15.241 | 0,56% | | |
| Girona | 327 | 0,08% | | 1.137 | 0,33% | | |
| Lleida | - | - | | 642 | 0,31% | | |
| Tarragona | - | - | | 1.199 | 0,33% | | |
| Cataluña | 327 | 0,01% | | 18.219 | 0,50% | | |
| | | | | | | <u>0,01%</u> | <u>0,50%</u> |
| | | | | | | 2015 | 2012 |

Municipios de Barcelona

| | Residentes ausentes | | Abrera | | Aguilar de Segarra | | Aiguafreda | | Alella | | Alpens | |
|----------------------|---------------------|--------|-------------|--------|--------------------|--------|-------------|--------|-------------|--------|-------------|--------|
| Escrutado | 100% | | 100% | | 100% | | 100% | | 100% | | 100% | |
| Total votantes | 11.081 | 7,31% | 7.073 | 80,12% | 164 | 80,79% | 1.640 | 83,72% | 5.885 | 82,68% | 218 | 93,16% |
| Abstención | 140.468 | 92,69% | 1.755 | 19,88% | 39 | 19,21% | 319 | 16,28% | 1.233 | 17,32% | 16 | 6,84% |
| Votos nulos | 82 | 0,74% | 28 | 0,40% | 0 | 0% | 7 | 0,43% | 15 | 0,25% | 0 | 0% |
| Votos en blanco | 31 | 0,28% | 40 | 0,57% | 1 | 0,61% | 6 | 0,37% | 28 | 0,48% | 0 | 0% |
| Votos a candidaturas | 10.968 | 98,98% | 7.005 | 99,04% | 163 | 99,39% | 1.627 | 99,21% | 5.842 | 99,27% | 218 | 100% |

Candidaturas

| | | | | | | | | | | | | |
|-------------------------|-------|--------|-------|--------|-----|--------|-------|--------|-------|--------|-----|--------|
| JxSí | 5.678 | 51,62% | 1.685 | 23,92% | 121 | 73,78% | 1.048 | 64,18% | 3.149 | 53,65% | 175 | 80,28% |
| C's | 1.159 | 10,54% | 1.771 | 25,14% | 4 | 2,44% | 82 | 5,02% | 852 | 14,51% | 1 | 0,46% |
| PSC | 815 | 7,41% | 1.275 | 18,10% | 0 | 0% | 108 | 6,61% | 382 | 6,51% | 3 | 1,38% |
| CatSíqueesPot | 1.027 | 9,34% | 938 | 13,31% | 5 | 3,05% | 83 | 5,08% | 264 | 4,50% | 4 | 1,83% |
| PP | 629 | 5,72% | 619 | 8,79% | 4 | 2,44% | 84 | 5,14% | 481 | 8,19% | 0 | 0% |
| CUP | 1.189 | 10,81% | 453 | 6,43% | 18 | 10,98% | 159 | 9,74% | 469 | 7,99% | 29 | 13,30% |
| unio.cat | 297 | 2,70% | 131 | 1,86% | 10 | 6,10% | 54 | 3,31% | 207 | 3,53% | 6 | 2,75% |
| PACMA | 112 | 1,02% | 82 | 1,16% | 0 | 0% | 8 | 0,49% | 30 | 0,51% | 0 | 0% |
| RECORTES CERO-ELS VERDS | 62 | 0,56% | 51 | 0,72% | 1 | 0,61% | 1 | 0,06% | 8 | 0,14% | 0 | 0% |

| | Ametlla del Vallès, l' | | Arenys de Mar | | Arenys de Munt | | Argençola | | Argentona | | Artés | |
|----------------------|------------------------|--------|---------------|--------|----------------|--------|-------------|--------|-------------|--------|-------------|--------|
| Escrutado | 100% | | 100% | | 100% | | 100% | | 100% | | 100% | |
| Total votantes | 5.062 | 82,22% | 8.806 | 77,02% | 5.354 | 82,19% | 152 | 80,85% | 7.454 | 81,71% | 3.372 | 80,32% |
| Abstención | 1.095 | 17,78% | 2.627 | 22,98% | 1.160 | 17,81% | 36 | 19,15% | 1.669 | 18,29% | 826 | 19,68% |
| Votos nulos | 9 | 0,18% | 27 | 0,31% | 19 | 0,35% | 4 | 2,63% | 22 | 0,30% | 18 | 0,53% |
| Votos en blanco | 18 | 0,36% | 41 | 0,47% | 21 | 0,39% | 1 | 0,66% | 37 | 0,50% | 20 | 0,59% |
| Votos a candidaturas | 5.035 | 99,47% | 8.738 | 99,23% | 5.314 | 99,25% | 147 | 96,71% | 7.395 | 99,21% | 3.334 | 98,87% |

Candidaturas

| | | | | | | | | | | | | |
|-------------------------|-------|--------|-------|--------|-------|--------|----|--------|-------|--------|-------|--------|
| JxSí | 2.966 | 58,70% | 4.758 | 54,20% | 3.312 | 62,08% | 97 | 65,54% | 3.590 | 48,30% | 2.004 | 59,75% |
| C's | 659 | 13,04% | 909 | 10,35% | 457 | 8,57% | 4 | 2,70% | 1.066 | 14,34% | 337 | 10,05% |
| PSC | 291 | 5,76% | 780 | 8,88% | 348 | 6,52% | 1 | 0,68% | 674 | 9,07% | 254 | 7,57% |
| CatSíqueesPot | 261 | 5,17% | 493 | 5,62% | 235 | 4,40% | 0 | 0% | 389 | 5,23% | 144 | 4,29% |
| PP | 288 | 5,70% | 687 | 7,83% | 282 | 5,29% | 8 | 5,41% | 595 | 8,01% | 153 | 4,56% |
| CUP | 379 | 7,50% | 803 | 9,15% | 513 | 9,62% | 27 | 18,24% | 797 | 10,72% | 338 | 10,08% |
| unio.cat | 158 | 3,13% | 248 | 2,82% | 131 | 2,46% | 8 | 5,41% | 216 | 2,91% | 87 | 2,59% |
| PACMA | 23 | 0,46% | 41 | 0,47% | 23 | 0,43% | 1 | 0,68% | 47 | 0,63% | 14 | 0,42% |
| RECORTES CERO-ELS VERDS | 10 | 0,20% | 19 | 0,22% | 13 | 0,24% | 1 | 0,68% | 21 | 0,28% | 3 | 0,09% |

| | Avià | | Avinyó | | Avinyonet del Penedès | | Badalona | | Badia del Vallès | | Bagà | |
|----------------------|-------------|--------|-------------|--------|-----------------------|--------|-------------|--------|------------------|--------|-------------|--------|
| Escrutado | 100% | | 100% | | 100% | | 100% | | 100% | | 100% | |
| Total votantes | 1.508 | 85,88% | 1.434 | 85,66% | 997 | 81,45% | 117.655 | 75,46% | 7.623 | 72,03% | 1.493 | 81,85% |
| Abstención | 248 | 14,12% | 240 | 14,34% | 227 | 18,55% | 38.256 | 24,54% | 2.960 | 27,97% | 331 | 18,15% |
| Votos nulos | 6 | 0,40% | 4 | 0,28% | 6 | 0,60% | 424 | 0,36% | 38 | 0,50% | 11 | 0,74% |
| Votos en blanco | 10 | 0,66% | 18 | 1,26% | 5 | 0,50% | 479 | 0,41% | 38 | 0,50% | 10 | 0,67% |
| Votos a candidaturas | 1.492 | 98,94% | 1.412 | 98,47% | 986 | 98,90% | 116.752 | 99,23% | 7.547 | 99,00% | 1.472 | 98,59% |

Candidaturas

| | | | | | | | | | | | | |
|-------------------------|-------|--------|-------|--------|-----|--------|--------|--------|-------|--------|-----|--------|
| JxSí | 1.127 | 75,03% | 1.055 | 73,78% | 604 | 60,95% | 28.782 | 24,55% | 728 | 9,60% | 898 | 60,59% |
| C's | 42 | 2,80% | 28 | 1,96% | 108 | 10,90% | 19.827 | 16,91% | 1.912 | 25,21% | 117 | 7,89% |
| PSC | 31 | 2,06% | 74 | 5,17% | 73 | 7,37% | 17.022 | 14,52% | 2.075 | 27,36% | 154 | 10,39% |
| CatSíqueesPot | 41 | 2,73% | 23 | 1,61% | 49 | 4,94% | 13.335 | 11,37% | 1.359 | 17,92% | 48 | 3,24% |
| PP | 33 | 2,20% | 54 | 3,78% | 50 | 5,05% | 26.642 | 22,73% | 840 | 11,07% | 51 | 3,44% |
| CUP | 176 | 11,72% | 122 | 8,53% | 80 | 8,07% | 7.621 | 6,50% | 379 | 5,00% | 156 | 10,53% |
| unio.cat | 41 | 2,73% | 56 | 3,92% | 16 | 1,61% | 1.943 | 1,66% | 71 | 0,94% | 45 | 3,04% |
| PACMA | 1 | 0,07% | 0 | 0% | 5 | 0,50% | 1.035 | 0,88% | 118 | 1,56% | 2 | 0,13% |
| RECORTES CERO-ELS VERDS | 0 | 0% | 0 | 0% | 1 | 0,10% | 545 | 0,46% | 65 | 0,86% | 1 | 0,07% |

Municipios de Barcelona

| | Balenyà | | Balsareny | | Barberà del Vallès | | Barcelona | | Barcelona - Ciutat Vella | | Barcelona - Eixample | |
|----------------------|----------------|--------|------------------|--------|---------------------------|--------|------------------|--------|---------------------------------|--------|-----------------------------|--------|
| Escrutado | 100% | | 100% | | 100% | | 100% | | 100% | | 100% | |
| Total votantes | 2.228 | 80,87% | 2.091 | 78,88% | 19.229 | 78,76% | 879.585 | 77,08% | 30.426 | 61,32% | 147.309 | 79,02% |
| Abstención | 527 | 19,13% | 560 | 21,12% | 5.186 | 21,24% | 261.476 | 22,92% | 19.192 | 38,68% | 39.115 | 20,98% |
| Votos nulos | 8 | 0,36% | 5 | 0,24% | 63 | 0,33% | 2.581 | 0,29% | 106 | 0,35% | 396 | 0,27% |
| Votos en blanco | 9 | 0,40% | 15 | 0,72% | 100 | 0,52% | 4.249 | 0,48% | 146 | 0,48% | 660 | 0,45% |
| Votos a candidaturas | 2.211 | 99,24% | 2.071 | 99,04% | 19.066 | 99,15% | 872.755 | 99,22% | 30.174 | 99,17% | 146.253 | 99,28% |

Candidaturas

| | | | | | | | | | | | | |
|-------------------------|-------|--------|-------|--------|-------|--------|---------|--------|-------|--------|--------|--------|
| JxSí | 1.300 | 58,56% | 1.032 | 49,47% | 3.829 | 19,98% | 326.376 | 37,21% | 9.765 | 32,21% | 65.720 | 44,73% |
| C's | 186 | 8,38% | 276 | 13,23% | 5.223 | 27,25% | 155.361 | 17,71% | 4.325 | 14,26% | 22.062 | 15,02% |
| PSC | 238 | 10,72% | 227 | 10,88% | 3.432 | 17,91% | 100.806 | 11,49% | 4.044 | 13,34% | 12.842 | 8,74% |
| CatSíqueesPot | 99 | 4,46% | 176 | 8,44% | 2.967 | 15,48% | 85.841 | 9,79% | 3.907 | 12,89% | 11.914 | 8,11% |
| PP | 111 | 5,00% | 93 | 4,46% | 1.686 | 8,80% | 80.529 | 9,18% | 2.732 | 9,01% | 11.983 | 8,16% |
| CUP | 201 | 9,05% | 197 | 9,44% | 1.238 | 6,46% | 87.774 | 10,01% | 4.262 | 14,06% | 15.439 | 10,51% |
| unio.cat | 57 | 2,57% | 49 | 2,35% | 375 | 1,96% | 26.992 | 3,08% | 624 | 2,06% | 5.142 | 3,50% |
| PACMA | 12 | 0,54% | 8 | 0,38% | 215 | 1,12% | 6.093 | 0,69% | 339 | 1,12% | 789 | 0,54% |
| RECORTES CERO-ELS VERDS | 7 | 0,32% | 13 | 0,62% | 101 | 0,53% | 2.983 | 0,34% | 176 | 0,58% | 362 | 0,25% |

| | Barcelona - Gràcia | | Barcelona - Horta-Guinardó | | Barcelona - Les Corts | | Barcelona - Nou Barris | | Barcelona - Sant Andreu | | Barcelona - Sant Martí | |
|----------------------|---------------------------|--------|-----------------------------------|--------|------------------------------|--------|-------------------------------|--------|--------------------------------|--------|-------------------------------|--------|
| Escrutado | 100% | | 100% | | 100% | | 100% | | 100% | | 100% | |
| Total votantes | 69.964 | 79,78% | 96.599 | 76,52% | 51.392 | 82,82% | 86.415 | 72,17% | 86.003 | 78,38% | 129.150 | 77,36% |
| Abstención | 17.734 | 20,22% | 29.639 | 23,48% | 10.661 | 17,18% | 33.315 | 27,83% | 23.724 | 21,62% | 37.802 | 22,64% |
| Votos nulos | 173 | 0,25% | 308 | 0,32% | 123 | 0,24% | 314 | 0,36% | 260 | 0,30% | 414 | 0,32% |
| Votos en blanco | 370 | 0,53% | 493 | 0,51% | 238 | 0,46% | 402 | 0,47% | 376 | 0,44% | 673 | 0,52% |
| Votos a candidaturas | 69.421 | 99,22% | 95.798 | 99,17% | 51.031 | 99,30% | 85.699 | 99,17% | 85.367 | 99,26% | 128.063 | 99,16% |

Candidaturas

| | | | | | | | | | | | | |
|-------------------------|--------|--------|--------|--------|--------|--------|--------|--------|--------|--------|--------|--------|
| JxSí | 32.137 | 46,05% | 32.003 | 33,24% | 21.812 | 42,54% | 18.768 | 21,80% | 29.016 | 33,84% | 44.115 | 34,27% |
| C's | 8.475 | 12,14% | 17.454 | 18,13% | 10.229 | 19,95% | 19.552 | 22,71% | 15.772 | 18,39% | 23.291 | 18,09% |
| PSC | 5.649 | 8,09% | 13.116 | 13,62% | 4.273 | 8,33% | 15.905 | 18,47% | 11.456 | 13,36% | 17.345 | 13,47% |
| CatSíqueesPot | 6.049 | 8,67% | 10.751 | 11,17% | 2.821 | 5,50% | 11.891 | 13,81% | 9.827 | 11,46% | 14.909 | 11,58% |
| PP | 4.329 | 6,20% | 8.828 | 9,17% | 5.557 | 10,84% | 10.333 | 12,00% | 7.586 | 8,85% | 11.381 | 8,84% |
| CUP | 10.217 | 14,64% | 10.249 | 10,64% | 3.660 | 7,14% | 6.381 | 7,41% | 8.812 | 10,28% | 12.783 | 9,93% |
| unio.cat | 1.997 | 2,86% | 2.205 | 2,29% | 2.330 | 4,54% | 1.589 | 1,85% | 1.892 | 2,21% | 2.742 | 2,13% |
| PACMA | 397 | 0,57% | 808 | 0,84% | 253 | 0,49% | 819 | 0,95% | 650 | 0,76% | 999 | 0,78% |
| RECORTES CERO-ELS VERDS | 171 | 0,25% | 384 | 0,40% | 96 | 0,19% | 461 | 0,54% | 356 | 0,42% | 498 | 0,39% |

| | Barcelona - Sants-Montjuïc | | Barcelona - Sarrià-Sant Gervasi | | Begues | | Bellprat | | Berga | | Bigues i Riells | |
|----------------------|-----------------------------------|--------|--|--------|---------------|--------|-----------------|--------|--------------|--------|------------------------|--------|
| Escrutado | 100% | | 100% | | 100% | | 100% | | 100% | | 100% | |
| Total votantes | 94.145 | 74,22% | 88.182 | 83,37% | 4.094 | 84,19% | 57 | 82,61% | 9.538 | 77,79% | 5.255 | 78,87% |
| Abstención | 32.708 | 25,78% | 17.586 | 16,63% | 769 | 15,81% | 12 | 17,39% | 2.723 | 22,21% | 1.408 | 21,13% |
| Votos nulos | 299 | 0,32% | 188 | 0,21% | 7 | 0,17% | 0 | 0% | 34 | 0,36% | 22 | 0,42% |
| Votos en blanco | 435 | 0,46% | 456 | 0,52% | 18 | 0,44% | 1 | 1,75% | 47 | 0,49% | 44 | 0,84% |
| Votos a candidaturas | 93.411 | 99,22% | 87.538 | 99,27% | 4.069 | 99,39% | 56 | 98,25% | 9.457 | 99,15% | 5.189 | 98,74% |

Candidaturas

| | | | | | | | | | | | | |
|-------------------------|--------|--------|--------|--------|-------|--------|----|--------|-------|--------|-------|--------|
| JxSí | 34.598 | 36,87% | 38.442 | 43,69% | 1.937 | 47,39% | 32 | 56,14% | 6.158 | 64,79% | 2.337 | 44,66% |
| C's | 15.174 | 16,17% | 19.027 | 21,62% | 696 | 17,03% | 6 | 10,53% | 423 | 4,45% | 935 | 17,87% |
| PSC | 11.518 | 12,27% | 4.658 | 5,29% | 297 | 7,27% | 5 | 8,77% | 617 | 6,49% | 440 | 8,41% |
| CatSíqueesPot | 10.498 | 11,19% | 3.274 | 3,72% | 332 | 8,12% | 4 | 7,02% | 361 | 3,80% | 455 | 8,69% |
| PP | 7.828 | 8,34% | 9.972 | 11,33% | 260 | 6,36% | 0 | 0% | 490 | 5,16% | 415 | 7,93% |
| CUP | 10.655 | 11,35% | 5.316 | 6,04% | 403 | 9,86% | 6 | 10,53% | 1.117 | 11,75% | 411 | 7,85% |
| unio.cat | 2.034 | 2,17% | 6.437 | 7,32% | 110 | 2,69% | 3 | 5,26% | 237 | 2,49% | 134 | 2,56% |
| PACMA | 735 | 0,78% | 304 | 0,35% | 27 | 0,66% | 0 | 0% | 46 | 0,48% | 44 | 0,84% |
| RECORTES CERO-ELS VERDS | 371 | 0,40% | 108 | 0,12% | 7 | 0,17% | 0 | 0% | 8 | 0,08% | 18 | 0,34% |

Municipios de Barcelona

| | Borredà | | Bruc, el | | Brull, el | | Cabanyes, les | | Cabrera d'Anoia | | Cabrera de Mar | |
|----------------------|----------------|--------|-----------------|--------|------------------|--------|----------------------|--------|------------------------|--------|-----------------------|--------|
| Escrutado | 100% | | 100% | | 100% | | 100% | | 100% | | 100% | |
| Total votantes | 330 | 85,49% | 1.184 | 79,68% | 167 | 88,83% | 591 | 85,65% | 761 | 73,31% | 2.980 | 86,86% |
| Abstención | 56 | 14,51% | 302 | 20,32% | 21 | 11,17% | 99 | 14,35% | 277 | 26,69% | 451 | 13,14% |
| Votos nulos | 0 | 0% | 2 | 0,17% | 0 | 0% | 4 | 0,68% | 0 | 0% | 9 | 0,30% |
| Votos en blanco | 2 | 0,61% | 3 | 0,25% | 0 | 0% | 3 | 0,51% | 2 | 0,26% | 18 | 0,60% |
| Votos a candidaturas | 328 | 99,39% | 1.179 | 99,58% | 167 | 100% | 584 | 98,82% | 759 | 99,74% | 2.953 | 99,09% |

Candidaturas

| | | | | | | | | | | | | |
|-------------------------|-----|--------|-----|--------|-----|--------|-----|--------|-----|--------|-------|--------|
| JxSí | 221 | 66,97% | 539 | 45,60% | 128 | 76,65% | 338 | 57,58% | 220 | 28,91% | 1.769 | 59,54% |
| C's | 9 | 2,73% | 158 | 13,37% | 5 | 2,99% | 56 | 9,54% | 93 | 12,22% | 340 | 11,44% |
| PSC | 21 | 6,36% | 96 | 8,12% | 0 | 0% | 51 | 8,69% | 160 | 21,02% | 174 | 5,86% |
| CatSíqueesPot | 0 | 0% | 83 | 7,02% | 4 | 2,40% | 29 | 4,94% | 116 | 15,24% | 93 | 3,13% |
| PP | 7 | 2,12% | 71 | 6,01% | 4 | 2,40% | 36 | 6,13% | 83 | 10,91% | 194 | 6,53% |
| CUP | 52 | 15,76% | 190 | 16,07% | 22 | 13,17% | 63 | 10,73% | 64 | 8,41% | 230 | 7,74% |
| unio.cat | 18 | 5,45% | 33 | 2,79% | 4 | 2,40% | 9 | 1,53% | 11 | 1,45% | 140 | 4,71% |
| PACMA | 0 | 0% | 8 | 0,68% | 0 | 0% | 2 | 0,34% | 9 | 1,18% | 10 | 0,34% |
| RECORTES CERO-ELS VERDS | 0 | 0% | 1 | 0,08% | 0 | 0% | 0 | 0% | 3 | 0,39% | 3 | 0,10% |

| | Cabrils | | Calaf | | Calders | | Caldes de Montbui | | Caldes d'Estrac | | Caella | |
|----------------------|----------------|--------|--------------|--------|----------------|--------|--------------------------|--------|------------------------|--------|---------------|--------|
| Escrutado | 100% | | 100% | | 100% | | 100% | | 100% | | 100% | |
| Total votantes | 4.317 | 84,78% | 1.907 | 82,77% | 634 | 82,88% | 10.169 | 79,56% | 1.557 | 78,24% | 9.364 | 75,36% |
| Abstención | 775 | 15,22% | 397 | 17,23% | 131 | 17,12% | 2.612 | 20,44% | 433 | 21,76% | 3.061 | 24,64% |
| Votos nulos | 6 | 0,14% | 13 | 0,68% | 1 | 0,16% | 32 | 0,31% | 6 | 0,39% | 12 | 0,13% |
| Votos en blanco | 22 | 0,51% | 14 | 0,73% | 3 | 0,47% | 64 | 0,63% | 6 | 0,39% | 41 | 0,44% |
| Votos a candidaturas | 4.289 | 99,35% | 1.880 | 98,58% | 630 | 99,37% | 10.073 | 99,06% | 1.545 | 99,23% | 9.311 | 99,43% |

Candidaturas

| | | | | | | | | | | | | |
|-------------------------|-------|--------|-------|--------|-----|--------|-------|--------|-----|--------|-------|--------|
| JxSí | 2.580 | 59,85% | 1.171 | 61,83% | 476 | 75,20% | 4.871 | 48,05% | 825 | 53,19% | 4.886 | 52,25% |
| C's | 623 | 14,45% | 103 | 5,44% | 13 | 2,05% | 1.422 | 14,03% | 167 | 10,77% | 1.147 | 12,26% |
| PSC | 200 | 4,64% | 156 | 8,24% | 28 | 4,42% | 1.127 | 11,12% | 174 | 11,22% | 914 | 9,77% |
| CatSíqueesPot | 142 | 3,29% | 97 | 5,12% | 12 | 1,90% | 694 | 6,85% | 87 | 5,61% | 513 | 5,49% |
| PP | 225 | 5,22% | 136 | 7,18% | 28 | 4,42% | 670 | 6,61% | 91 | 5,87% | 748 | 8,00% |
| CUP | 342 | 7,93% | 128 | 6,76% | 63 | 9,95% | 930 | 9,17% | 133 | 8,58% | 744 | 7,96% |
| unio.cat | 157 | 3,64% | 75 | 3,96% | 10 | 1,58% | 257 | 2,54% | 59 | 3,80% | 246 | 2,63% |
| PACMA | 13 | 0,30% | 7 | 0,37% | 0 | 0% | 81 | 0,80% | 6 | 0,39% | 74 | 0,79% |
| RECORTES CERO-ELS VERDS | 7 | 0,16% | 7 | 0,37% | 0 | 0% | 21 | 0,21% | 3 | 0,19% | 39 | 0,42% |

| | Calldetenes | | Callús | | Calonge de Segarra | | Campins | | Canet de Mar | | Canovelles | |
|----------------------|--------------------|--------|---------------|--------|---------------------------|--------|----------------|--------|---------------------|--------|-------------------|--------|
| Escrutado | 100% | | 100% | | 100% | | 100% | | 100% | | 100% | |
| Total votantes | 1.594 | 86,12% | 1.168 | 79,19% | 132 | 82,50% | 302 | 84,12% | 8.322 | 77,66% | 7.645 | 74,12% |
| Abstención | 257 | 13,88% | 307 | 20,81% | 28 | 17,50% | 57 | 15,88% | 2.394 | 22,34% | 2.670 | 25,88% |
| Votos nulos | 1 | 0,06% | 7 | 0,60% | 0 | 0% | 2 | 0,66% | 30 | 0,36% | 37 | 0,48% |
| Votos en blanco | 12 | 0,75% | 13 | 1,11% | 1 | 0,76% | 1 | 0,33% | 32 | 0,38% | 43 | 0,56% |
| Votos a candidaturas | 1.581 | 99,18% | 1.148 | 98,29% | 131 | 99,24% | 299 | 99,01% | 8.260 | 99,25% | 7.565 | 98,95% |

Candidaturas

| | | | | | | | | | | | | |
|-------------------------|-------|--------|-----|--------|-----|--------|-----|--------|-------|--------|-------|--------|
| JxSí | 1.220 | 76,59% | 749 | 64,51% | 104 | 78,79% | 193 | 64,33% | 4.370 | 52,70% | 1.649 | 21,67% |
| C's | 46 | 2,89% | 89 | 7,67% | 4 | 3,03% | 15 | 5,00% | 977 | 11,78% | 2.130 | 28,00% |
| PSC | 49 | 3,08% | 82 | 7,06% | 4 | 3,03% | 7 | 2,33% | 700 | 8,44% | 1.637 | 21,52% |
| CatSíqueesPot | 31 | 1,95% | 60 | 5,17% | 2 | 1,52% | 20 | 6,67% | 496 | 5,98% | 752 | 9,88% |
| PP | 59 | 3,70% | 37 | 3,19% | 3 | 2,27% | 8 | 2,67% | 683 | 8,24% | 784 | 10,30% |
| CUP | 137 | 8,60% | 103 | 8,87% | 8 | 6,06% | 48 | 16,00% | 738 | 8,90% | 354 | 4,65% |
| unio.cat | 35 | 2,20% | 23 | 1,98% | 6 | 4,55% | 5 | 1,67% | 218 | 2,63% | 139 | 1,83% |
| PACMA | 4 | 0,25% | 1 | 0,09% | 0 | 0% | 1 | 0,33% | 56 | 0,68% | 76 | 1,00% |
| RECORTES CERO-ELS VERDS | 0 | 0% | 4 | 0,34% | 0 | 0% | 2 | 0,67% | 22 | 0,27% | 44 | 0,58% |

Municipios de Barcelona

| | Cànoves i Samalús | | Canyelles | | Capellades | | Capolat | | Cardedeu | | Cardona | |
|----------------------|--------------------------|--------|------------------|--------|-------------------|--------|----------------|--------|-----------------|--------|----------------|--------|
| Escrutado | 100% | | 100% | | 100% | | 100% | | 100% | | 100% | |
| Total votantes | 1.832 | 82,01% | 2.400 | 75,19% | 3.341 | 80,27% | 61 | 84,72% | 10.695 | 81,02% | 3.053 | 76,50% |
| Abstención | 402 | 17,99% | 792 | 24,81% | 821 | 19,73% | 11 | 15,28% | 2.505 | 18,98% | 938 | 23,50% |
| Votos nulos | 5 | 0,27% | 12 | 0,50% | 12 | 0,36% | 0 | 0% | 40 | 0,37% | 15 | 0,49% |
| Votos en blanco | 5 | 0,27% | 9 | 0,38% | 19 | 0,57% | 0 | 0% | 64 | 0,60% | 27 | 0,88% |
| Votos a candidaturas | 1.822 | 99,45% | 2.379 | 99,13% | 3.310 | 99,07% | 61 | 100% | 10.591 | 99,03% | 3.011 | 98,62% |

Candidaturas

| | | | | | | | | | | | | |
|-------------------------|-----|--------|-----|--------|-------|--------|----|--------|-------|--------|-------|--------|
| JxSí | 665 | 36,40% | 824 | 34,51% | 1.374 | 41,27% | 40 | 65,57% | 5.174 | 48,56% | 1.511 | 49,74% |
| C's | 324 | 17,73% | 531 | 22,24% | 437 | 13,13% | 1 | 1,64% | 1.421 | 13,34% | 390 | 12,84% |
| PSC | 238 | 13,03% | 331 | 13,86% | 442 | 13,28% | 0 | 0% | 922 | 8,65% | 406 | 13,36% |
| CatSíqueesPot | 155 | 8,48% | 236 | 9,88% | 175 | 5,26% | 7 | 11,48% | 707 | 6,64% | 115 | 3,79% |
| PP | 215 | 11,77% | 213 | 8,92% | 253 | 7,60% | 1 | 1,64% | 635 | 5,96% | 217 | 7,14% |
| CUP | 174 | 9,52% | 174 | 7,29% | 502 | 15,08% | 9 | 14,75% | 1.384 | 12,99% | 212 | 6,98% |
| unio.cat | 34 | 1,86% | 49 | 2,05% | 92 | 2,76% | 2 | 3,28% | 246 | 2,31% | 142 | 4,67% |
| PACMA | 10 | 0,55% | 15 | 0,63% | 25 | 0,75% | 1 | 1,64% | 60 | 0,56% | 8 | 0,26% |
| RECORTES CERO-ELS VERDS | 7 | 0,38% | 6 | 0,25% | 10 | 0,30% | 0 | 0% | 42 | 0,39% | 10 | 0,33% |

| | Carme | | Casserres | | Castell de l'Areny | | Castellar de n'Hug | | Castellar del Riu | | Castellar del Vallès | |
|----------------------|--------------|--------|------------------|--------|---------------------------|--------|---------------------------|--------|--------------------------|--------|-----------------------------|--------|
| Escrutado | 100% | | 100% | | 100% | | 100% | | 100% | | 100% | |
| Total votantes | 498 | 84,26% | 1.092 | 84,39% | 54 | 90,00% | 122 | 87,14% | 122 | 85,31% | 14.506 | 81,32% |
| Abstención | 93 | 15,74% | 202 | 15,61% | 6 | 10,00% | 18 | 12,86% | 21 | 14,69% | 3.333 | 18,68% |
| Votos nulos | 0 | 0% | 7 | 0,64% | 0 | 0% | 0 | 0% | 0 | 0% | 43 | 0,30% |
| Votos en blanco | 3 | 0,60% | 3 | 0,27% | 1 | 1,85% | 1 | 0,82% | 1 | 0,82% | 76 | 0,52% |
| Votos a candidaturas | 495 | 99,40% | 1.082 | 99,08% | 53 | 98,15% | 121 | 99,18% | 121 | 99,18% | 14.387 | 99,18% |

Candidaturas

| | | | | | | | | | | | | |
|-------------------------|-----|--------|-----|--------|----|--------|----|--------|-----|--------|-------|--------|
| JxSí | 356 | 71,49% | 778 | 71,71% | 36 | 66,67% | 90 | 73,77% | 104 | 85,25% | 6.358 | 43,96% |
| C's | 22 | 4,42% | 21 | 1,94% | 0 | 0% | 2 | 1,64% | 4 | 3,28% | 2.427 | 16,78% |
| PSC | 26 | 5,22% | 31 | 2,86% | 0 | 0% | 0 | 0% | 3 | 2,46% | 1.733 | 11,98% |
| CatSíqueesPot | 13 | 2,61% | 23 | 2,12% | 2 | 3,70% | 2 | 1,64% | 0 | 0% | 1.272 | 8,79% |
| PP | 20 | 4,02% | 56 | 5,16% | 0 | 0% | 3 | 2,46% | 2 | 1,64% | 816 | 5,64% |
| CUP | 38 | 7,63% | 128 | 11,80% | 13 | 24,07% | 17 | 13,93% | 6 | 4,92% | 1.327 | 9,18% |
| unio.cat | 18 | 3,61% | 43 | 3,96% | 2 | 3,70% | 7 | 5,74% | 2 | 1,64% | 325 | 2,25% |
| PACMA | 2 | 0,40% | 2 | 0,18% | 0 | 0% | 0 | 0% | 0 | 0% | 82 | 0,57% |
| RECORTES CERO-ELS VERDS | 0 | 0% | 0 | 0% | 0 | 0% | 0 | 0% | 0 | 0% | 47 | 0,32% |

| | Castellbell i el Vilar | | Castellbisbal | | Castellcir | | Castelldefels | | Castellet i la Gornal | | Castellfollit de Riubregós | |
|----------------------|-------------------------------|--------|----------------------|--------|-------------------|--------|----------------------|--------|------------------------------|--------|-----------------------------------|--------|
| Escrutado | 100% | | 100% | | 100% | | 100% | | 100% | | 100% | |
| Total votantes | 2.097 | 74,97% | 7.278 | 80,99% | 423 | 81,82% | 31.997 | 76,43% | 1.324 | 75,87% | 133 | 92,36% |
| Abstención | 700 | 25,03% | 1.708 | 19,01% | 94 | 18,18% | 9.867 | 23,57% | 421 | 24,13% | 11 | 7,64% |
| Votos nulos | 10 | 0,48% | 30 | 0,41% | 0 | 0% | 110 | 0,34% | 12 | 0,91% | 4 | 3,01% |
| Votos en blanco | 11 | 0,52% | 20 | 0,27% | 5 | 1,18% | 168 | 0,53% | 4 | 0,30% | 1 | 0,75% |
| Votos a candidaturas | 2.076 | 99,00% | 7.228 | 99,31% | 418 | 98,82% | 31.719 | 99,13% | 1.308 | 98,79% | 128 | 96,24% |

Candidaturas

| | | | | | | | | | | | | |
|-------------------------|-----|--------|-------|--------|-----|--------|-------|--------|-----|--------|----|--------|
| JxSí | 925 | 44,32% | 2.452 | 33,83% | 273 | 64,54% | 8.319 | 26,09% | 532 | 40,55% | 89 | 68,99% |
| C's | 255 | 12,22% | 1.750 | 24,14% | 43 | 10,17% | 8.747 | 27,43% | 196 | 14,94% | 8 | 6,20% |
| PSC | 356 | 17,06% | 988 | 13,63% | 13 | 3,07% | 4.203 | 13,18% | 187 | 14,25% | 0 | 0% |
| CatSíqueesPot | 152 | 7,28% | 800 | 11,04% | 24 | 5,67% | 3.378 | 10,59% | 128 | 9,76% | 5 | 3,88% |
| PP | 168 | 8,05% | 507 | 7,00% | 14 | 3,31% | 4.203 | 13,18% | 97 | 7,39% | 7 | 5,43% |
| CUP | 139 | 6,66% | 508 | 7,01% | 45 | 10,64% | 1.670 | 5,24% | 121 | 9,22% | 9 | 6,98% |
| unio.cat | 56 | 2,68% | 129 | 1,78% | 3 | 0,71% | 787 | 2,47% | 20 | 1,52% | 10 | 7,75% |
| PACMA | 16 | 0,77% | 70 | 0,97% | 3 | 0,71% | 279 | 0,87% | 21 | 1,60% | 0 | 0% |
| RECORTES CERO-ELS VERDS | 9 | 0,43% | 24 | 0,33% | 0 | 0% | 133 | 0,42% | 6 | 0,46% | 0 | 0% |

Municipios de Barcelona

| | Castellfollit del Boix | | Castellgalí | | Castellnou de Bages | | Castellolí | | Castellterçol | | Castellví de la Marca | |
|----------------------|------------------------|--------|-------------|--------|---------------------|--------|------------|--------|---------------|--------|-----------------------|--------|
| Escrutado | 100% | | 100% | | 100% | | 100% | | 100% | | 100% | |
| Total votantes | 293 | 85,92% | 1.169 | 78,72% | 800 | 84,84% | 405 | 90,81% | 1.512 | 81,51% | 988 | 84,16% |
| Abstención | 48 | 14,08% | 316 | 21,28% | 143 | 15,16% | 41 | 9,19% | 343 | 18,49% | 186 | 15,84% |
| Votos nulos | 0 | 0% | 11 | 0,94% | 4 | 0,50% | 0 | 0% | 4 | 0,26% | 8 | 0,81% |
| Votos en blanco | 0 | 0% | 14 | 1,20% | 4 | 0,50% | 3 | 0,74% | 8 | 0,53% | 18 | 1,82% |
| Votos a candidaturas | 293 | 100% | 1.144 | 97,86% | 792 | 99,00% | 402 | 99,26% | 1.500 | 99,21% | 962 | 97,37% |

Candidaturas

| | | | | | | | | | | | | |
|-------------------------|-----|--------|-----|--------|-----|--------|-----|--------|-------|--------|-----|--------|
| JxSí | 193 | 65,87% | 446 | 38,51% | 439 | 55,15% | 322 | 79,51% | 1.017 | 67,44% | 631 | 64,39% |
| C's | 15 | 5,12% | 187 | 16,15% | 127 | 15,95% | 11 | 2,72% | 72 | 4,77% | 52 | 5,31% |
| PSC | 9 | 3,07% | 156 | 13,47% | 65 | 8,17% | 16 | 3,95% | 98 | 6,50% | 56 | 5,71% |
| CatSíqueesPot | 13 | 4,44% | 133 | 11,49% | 38 | 4,77% | 11 | 2,72% | 56 | 3,71% | 35 | 3,57% |
| PP | 8 | 2,73% | 102 | 8,81% | 37 | 4,65% | 9 | 2,22% | 55 | 3,65% | 44 | 4,49% |
| CUP | 41 | 13,99% | 80 | 6,91% | 61 | 7,66% | 25 | 6,17% | 156 | 10,34% | 108 | 11,02% |
| unio.cat | 12 | 4,10% | 25 | 2,16% | 18 | 2,26% | 5 | 1,23% | 41 | 2,72% | 27 | 2,76% |
| PACMA | 2 | 0,68% | 6 | 0,52% | 5 | 0,63% | 2 | 0,49% | 4 | 0,27% | 7 | 0,71% |
| RECORTES CERO-ELS VERDS | 0 | 0% | 9 | 0,78% | 2 | 0,25% | 1 | 0,25% | 1 | 0,07% | 2 | 0,20% |

| | Castellví de Rosanes | | Centelles | | Cercs | | Cerdanyola del Vallès | | Cervelló | | Collbató | |
|----------------------|----------------------|--------|-----------|--------|-------|--------|-----------------------|--------|----------|--------|----------|--------|
| Escrutado | 100% | | 100% | | 100% | | 100% | | 100% | | 100% | |
| Total votantes | 1.089 | 80,37% | 4.626 | 80,96% | 828 | 81,66% | 34.614 | 80,34% | 5.210 | 77,25% | 2.644 | 83,41% |
| Abstención | 266 | 19,63% | 1.088 | 19,04% | 186 | 18,34% | 8.473 | 19,66% | 1.534 | 22,75% | 526 | 16,59% |
| Votos nulos | 1 | 0,09% | 11 | 0,24% | 3 | 0,36% | 98 | 0,28% | 10 | 0,19% | 9 | 0,34% |
| Votos en blanco | 5 | 0,46% | 35 | 0,76% | 6 | 0,72% | 153 | 0,44% | 21 | 0,40% | 20 | 0,76% |
| Votos a candidaturas | 1.083 | 99,45% | 4.580 | 99,01% | 819 | 98,91% | 34.363 | 99,27% | 5.179 | 99,40% | 2.615 | 98,90% |

Candidaturas

| | | | | | | | | | | | | |
|-------------------------|-----|--------|-------|--------|-----|--------|-------|--------|-------|--------|-------|--------|
| JxSí | 457 | 42,00% | 2.848 | 61,71% | 483 | 58,55% | 9.416 | 27,28% | 2.130 | 40,96% | 1.316 | 49,94% |
| C's | 185 | 17,00% | 270 | 5,85% | 63 | 7,64% | 7.809 | 22,62% | 1.067 | 20,52% | 379 | 14,38% |
| PSC | 122 | 11,21% | 366 | 7,93% | 110 | 13,33% | 5.207 | 15,09% | 606 | 11,65% | 194 | 7,36% |
| CatSíqueesPot | 114 | 10,48% | 189 | 4,10% | 22 | 2,67% | 4.767 | 13,81% | 442 | 8,50% | 154 | 5,84% |
| PP | 87 | 8,00% | 233 | 5,05% | 41 | 4,97% | 3.020 | 8,75% | 370 | 7,12% | 190 | 7,21% |
| CUP | 71 | 6,53% | 535 | 11,59% | 72 | 8,73% | 3.021 | 8,75% | 366 | 7,04% | 286 | 10,85% |
| unio.cat | 39 | 3,58% | 106 | 2,30% | 20 | 2,42% | 696 | 2,02% | 132 | 2,54% | 64 | 2,43% |
| PACMA | 8 | 0,74% | 27 | 0,59% | 6 | 0,73% | 306 | 0,89% | 51 | 0,98% | 22 | 0,83% |
| RECORTES CERO-ELS VERDS | 0 | 0% | 6 | 0,13% | 2 | 0,24% | 121 | 0,35% | 15 | 0,29% | 10 | 0,38% |

| | Collsuspina | | Copons | | Corbera de Llobregat | | Cornellà de Llobregat | | Cubelles | | Dosrius | |
|----------------------|-------------|--------|--------|--------|----------------------|--------|-----------------------|--------|----------|--------|---------|--------|
| Escrutado | 100% | | 100% | | 100% | | 100% | | 100% | | 100% | |
| Total votantes | 234 | 88,64% | 210 | 87,50% | 7.833 | 76,40% | 47.335 | 76,57% | 7.840 | 74,21% | 3.085 | 79,74% |
| Abstención | 30 | 11,36% | 30 | 12,50% | 2.420 | 23,60% | 14.481 | 23,43% | 2.725 | 25,79% | 784 | 20,26% |
| Votos nulos | 1 | 0,43% | 2 | 0,95% | 26 | 0,33% | 160 | 0,34% | 40 | 0,51% | 12 | 0,39% |
| Votos en blanco | 6 | 2,56% | 1 | 0,48% | 38 | 0,49% | 211 | 0,45% | 43 | 0,55% | 12 | 0,39% |
| Votos a candidaturas | 227 | 97,01% | 207 | 98,57% | 7.769 | 99,18% | 46.964 | 99,22% | 7.757 | 98,94% | 3.061 | 99,22% |

Candidaturas

| | | | | | | | | | | | | |
|-------------------------|-----|--------|-----|--------|-------|--------|--------|--------|-------|--------|-------|--------|
| JxSí | 170 | 72,96% | 137 | 65,87% | 3.410 | 43,68% | 7.615 | 16,14% | 2.472 | 31,69% | 1.328 | 43,22% |
| C's | 3 | 1,29% | 2 | 0,96% | 1.414 | 18,11% | 11.156 | 23,65% | 1.893 | 24,27% | 529 | 17,21% |
| PSC | 7 | 3,00% | 9 | 4,33% | 758 | 9,71% | 11.564 | 24,51% | 1.008 | 12,92% | 295 | 9,60% |
| CatSíqueesPot | 4 | 1,72% | 6 | 2,88% | 652 | 8,35% | 7.914 | 16,78% | 808 | 10,36% | 271 | 8,82% |
| PP | 7 | 3,00% | 11 | 5,29% | 533 | 6,83% | 4.644 | 9,84% | 738 | 9,46% | 331 | 10,77% |
| CUP | 28 | 12,02% | 31 | 14,90% | 684 | 8,76% | 2.712 | 5,75% | 564 | 7,23% | 207 | 6,74% |
| unio.cat | 7 | 3,00% | 8 | 3,85% | 217 | 2,78% | 647 | 1,37% | 175 | 2,24% | 68 | 2,21% |
| PACMA | 1 | 0,43% | 2 | 0,96% | 70 | 0,90% | 427 | 0,91% | 72 | 0,92% | 26 | 0,85% |
| RECORTES CERO-ELS VERDS | 0 | 0% | 1 | 0,48% | 31 | 0,40% | 285 | 0,60% | 27 | 0,35% | 6 | 0,20% |

Municipios de Barcelona

| | Esparreguera | | Esplugues de Llobregat | | Espunyola, l' | | Esquirol, l' | | Estany, l' | | Figaró-Montmany | |
|-------------------------|--------------|--------|------------------------|--------|---------------|--------|--------------|--------|-------------|--------|-----------------|--------|
| Escrutado | 100% | | 100% | | 100% | | 100% | | 100% | | 100% | |
| Total votantes | 12.446 | 77,05% | 27.131 | 78,56% | 180 | 82,19% | 1.562 | 89,36% | 306 | 90,00% | 650 | 81,05% |
| Abstención | 3.708 | 22,95% | 7.403 | 21,44% | 39 | 17,81% | 186 | 10,64% | 34 | 10,00% | 152 | 18,95% |
| Votos nulos | 49 | 0,39% | 66 | 0,24% | 1 | 0,56% | 3 | 0,19% | 0 | 0% | 4 | 0,62% |
| Votos en blanco | 67 | 0,54% | 121 | 0,45% | 1 | 0,56% | 9 | 0,58% | 3 | 0,98% | 5 | 0,77% |
| Votos a candidaturas | 12.330 | 99,07% | 26.944 | 99,31% | 178 | 98,89% | 1.550 | 99,23% | 303 | 99,02% | 641 | 98,62% |
| Candidaturas | | | | | | | | | | | | |
| JxSí | 4.064 | 32,78% | 6.403 | 23,66% | 140 | 78,21% | 1.223 | 78,45% | 240 | 78,43% | 396 | 61,30% |
| C's | 2.488 | 20,07% | 6.483 | 23,95% | 0 | 0% | 21 | 1,35% | 5 | 1,63% | 39 | 6,04% |
| PSC | 1.963 | 15,83% | 5.353 | 19,78% | 3 | 1,68% | 24 | 1,54% | 17 | 5,56% | 56 | 8,67% |
| CatSíqueesPot | 1.224 | 9,87% | 3.088 | 11,41% | 5 | 2,79% | 27 | 1,73% | 6 | 1,96% | 24 | 3,72% |
| PP | 913 | 7,36% | 3.019 | 11,15% | 8 | 4,47% | 21 | 1,35% | 5 | 1,63% | 28 | 4,33% |
| CUP | 1.210 | 9,76% | 1.575 | 5,82% | 17 | 9,50% | 205 | 13,15% | 23 | 7,52% | 78 | 12,07% |
| unio.cat | 238 | 1,92% | 654 | 2,42% | 4 | 2,23% | 28 | 1,80% | 6 | 1,96% | 18 | 2,79% |
| PACMA | 169 | 1,36% | 205 | 0,76% | 1 | 0,56% | 1 | 0,06% | 1 | 0,33% | 1 | 0,15% |
| RECORTES CERO-ELS VERDS | 61 | 0,49% | 164 | 0,61% | 0 | 0% | 0 | 0% | 0 | 0% | 1 | 0,15% |

| | Fígols | | Fogars de la Selva | | Fogars de Montclús | | Folgueroles | | Fonollosa | | Font-rubí | |
|-------------------------|-------------|--------|--------------------|--------|--------------------|--------|-------------|--------|-------------|--------|-------------|--------|
| Escrutado | 100% | | 100% | | 100% | | 100% | | 100% | | 100% | |
| Total votantes | 30 | 83,33% | 843 | 73,62% | 305 | 87,64% | 1.527 | 92,04% | 953 | 83,82% | 837 | 84,80% |
| Abstención | 6 | 16,67% | 302 | 26,38% | 43 | 12,36% | 132 | 7,96% | 184 | 16,18% | 150 | 15,20% |
| Votos nulos | 0 | 0% | 7 | 0,83% | 0 | 0% | 2 | 0,13% | 1 | 0,10% | 2 | 0,24% |
| Votos en blanco | 1 | 3,33% | 3 | 0,36% | 0 | 0% | 9 | 0,59% | 5 | 0,52% | 3 | 0,36% |
| Votos a candidaturas | 29 | 96,67% | 833 | 98,81% | 305 | 100% | 1.516 | 99,28% | 947 | 99,37% | 832 | 99,40% |
| Candidaturas | | | | | | | | | | | | |
| JxSí | 16 | 53,33% | 275 | 32,89% | 216 | 70,82% | 1.224 | 80,26% | 574 | 60,29% | 585 | 70,06% |
| C's | 3 | 10,00% | 221 | 26,44% | 6 | 1,97% | 30 | 1,97% | 78 | 8,19% | 24 | 2,87% |
| PSC | 3 | 10,00% | 92 | 11,00% | 6 | 1,97% | 36 | 2,36% | 70 | 7,35% | 38 | 4,55% |
| CatSíqueesPot | 0 | 0% | 80 | 9,57% | 7 | 2,30% | 27 | 1,77% | 47 | 4,94% | 17 | 2,04% |
| PP | 0 | 0% | 83 | 9,93% | 9 | 2,95% | 14 | 0,92% | 46 | 4,83% | 37 | 4,43% |
| CUP | 3 | 10,00% | 48 | 5,74% | 51 | 16,72% | 141 | 9,25% | 98 | 10,29% | 92 | 11,02% |
| unio.cat | 4 | 13,33% | 19 | 2,27% | 10 | 3,28% | 43 | 2,82% | 26 | 2,73% | 38 | 4,55% |
| PACMA | 0 | 0% | 14 | 1,67% | 0 | 0% | 1 | 0,07% | 7 | 0,74% | 1 | 0,12% |
| RECORTES CERO-ELS VERDS | 0 | 0% | 1 | 0,12% | 0 | 0% | 0 | 0% | 1 | 0,11% | 0 | 0% |

| | Franqueses del Vallès, les | | Gaià | | Gallifa | | Garriga, la | | Gavà | | Gelida | |
|-------------------------|----------------------------|--------|-------------|--------|-------------|--------|-------------|--------|-------------|--------|-------------|--------|
| Escrutado | 100% | | 100% | | 100% | | 100% | | 100% | | 100% | |
| Total votantes | 10.326 | 76,29% | 112 | 86,82% | 151 | 93,21% | 9.786 | 82,78% | 25.793 | 76,08% | 4.196 | 79,68% |
| Abstención | 3.209 | 23,71% | 17 | 13,18% | 11 | 6,79% | 2.036 | 17,22% | 8.111 | 23,92% | 1.070 | 20,32% |
| Votos nulos | 35 | 0,34% | 0 | 0% | 0 | 0% | 26 | 0,27% | 75 | 0,29% | 21 | 0,50% |
| Votos en blanco | 62 | 0,60% | 1 | 0,89% | 2 | 1,32% | 48 | 0,49% | 103 | 0,40% | 16 | 0,38% |
| Votos a candidaturas | 10.229 | 99,06% | 111 | 99,11% | 149 | 98,68% | 9.712 | 99,24% | 25.615 | 99,31% | 4.159 | 99,12% |
| Candidaturas | | | | | | | | | | | | |
| JxSí | 3.752 | 36,46% | 90 | 80,36% | 98 | 64,90% | 5.394 | 55,27% | 6.230 | 24,22% | 1.804 | 43,21% |
| C's | 2.564 | 24,91% | 3 | 2,68% | 10 | 6,62% | 1.188 | 12,17% | 6.752 | 26,25% | 612 | 14,66% |
| PSC | 1.272 | 12,36% | 1 | 0,89% | 1 | 0,66% | 766 | 7,85% | 4.835 | 18,80% | 553 | 13,25% |
| CatSíqueesPot | 853 | 8,29% | 0 | 0% | 8 | 5,30% | 460 | 4,71% | 2.947 | 11,46% | 382 | 9,15% |
| PP | 703 | 6,83% | 2 | 1,79% | 6 | 3,97% | 507 | 5,19% | 2.320 | 9,02% | 224 | 5,37% |
| CUP | 742 | 7,21% | 10 | 8,93% | 22 | 14,57% | 1.078 | 11,05% | 1.504 | 5,85% | 448 | 10,73% |
| unio.cat | 213 | 2,07% | 5 | 4,46% | 4 | 2,65% | 244 | 2,50% | 637 | 2,48% | 87 | 2,08% |
| PACMA | 78 | 0,76% | 0 | 0% | 0 | 0% | 54 | 0,55% | 265 | 1,03% | 35 | 0,84% |
| RECORTES CERO-ELS VERDS | 52 | 0,51% | 0 | 0% | 0 | 0% | 21 | 0,22% | 125 | 0,49% | 14 | 0,34% |

Municipios de Barcelona

| | Gironella | | Gisclareny | | Granada, la | | Granera | | Granollers | | Gualba | |
|----------------------|------------------|-------------|-------------------|-------------|--------------------|-------------|----------------|-------------|-------------------|-------------|---------------|-------------|
| Escrutado | | 100% | | 100% | | 100% | | 100% | | 100% | | 100% |
| Total votantes | 3.079 | 81,54% | 23 | 88,46% | 1.306 | 84,92% | 58 | 80,56% | 32.897 | 77,61% | 863 | 84,94% |
| Abstención | 697 | 18,46% | 3 | 11,54% | 232 | 15,08% | 14 | 19,44% | 9.493 | 22,39% | 153 | 15,06% |
| Votos nulos | 22 | 0,71% | 0 | 0% | 12 | 0,92% | 0 | 0% | 129 | 0,39% | 2 | 0,23% |
| Votos en blanco | 16 | 0,52% | 0 | 0% | 7 | 0,54% | 0 | 0% | 180 | 0,55% | 2 | 0,23% |
| Votos a candidaturas | 3.041 | 98,77% | 23 | 100% | 1.287 | 98,55% | 58 | 100% | 32.588 | 99,06% | 859 | 99,54% |

Candidaturas

| | | | | | | | | | | | | |
|-------------------------|-------|--------|----|--------|-----|--------|----|--------|--------|--------|-----|--------|
| JxSí | 2.024 | 66,21% | 20 | 86,96% | 799 | 61,75% | 39 | 67,24% | 12.952 | 39,53% | 568 | 65,97% |
| C's | 119 | 3,89% | 1 | 4,35% | 102 | 7,88% | 4 | 6,90% | 6.413 | 19,57% | 68 | 7,90% |
| PSC | 214 | 7,00% | 0 | 0% | 112 | 8,66% | 2 | 3,45% | 4.704 | 14,36% | 46 | 5,34% |
| CatSíqueesPot | 109 | 3,57% | 0 | 0% | 70 | 5,41% | 0 | 0% | 2.535 | 7,74% | 36 | 4,18% |
| PP | 175 | 5,72% | 0 | 0% | 62 | 4,79% | 3 | 5,17% | 2.409 | 7,35% | 23 | 2,67% |
| CUP | 303 | 9,91% | 2 | 8,70% | 107 | 8,27% | 7 | 12,07% | 2.496 | 7,62% | 97 | 11,27% |
| unio.cat | 90 | 2,94% | 0 | 0% | 24 | 1,85% | 3 | 5,17% | 727 | 2,22% | 13 | 1,51% |
| PACMA | 4 | 0,13% | 0 | 0% | 6 | 0,46% | 0 | 0% | 233 | 0,71% | 6 | 0,70% |
| RECORTES CERO-ELS VERDS | 3 | 0,10% | 0 | 0% | 5 | 0,39% | 0 | 0% | 119 | 0,36% | 2 | 0,23% |

| | Guardiola de Berguedà | | Gurb | | Hospitalet de Llobregat, l' | | Hostalets de Pierola, els | | Igualada | | Jorba | |
|----------------------|------------------------------|-------------|-------------|-------------|------------------------------------|-------------|----------------------------------|-------------|-----------------|-------------|--------------|-------------|
| Escrutado | | 100% | | 100% | | 100% | | 100% | | 100% | | 100% |
| Total votantes | 595 | 79,02% | 1.777 | 89,39% | 126.552 | 72,42% | 1.607 | 79,75% | 22.471 | 79,48% | 520 | 81,89% |
| Abstención | 158 | 20,98% | 211 | 10,61% | 48.189 | 27,58% | 408 | 20,25% | 5.800 | 20,52% | 115 | 18,11% |
| Votos nulos | 3 | 0,50% | 0 | 0% | 497 | 0,39% | 12 | 0,75% | 65 | 0,29% | 5 | 0,96% |
| Votos en blanco | 6 | 1,01% | 15 | 0,84% | 621 | 0,49% | 8 | 0,50% | 134 | 0,60% | 5 | 0,96% |
| Votos a candidaturas | 586 | 98,49% | 1.762 | 99,16% | 125.434 | 99,12% | 1.587 | 98,76% | 22.272 | 99,11% | 510 | 98,08% |

Candidaturas

| | | | | | | | | | | | | |
|-------------------------|-----|--------|-------|--------|--------|--------|-----|--------|--------|--------|-----|--------|
| JxSí | 346 | 58,45% | 1.417 | 79,74% | 23.843 | 18,91% | 746 | 46,77% | 12.258 | 54,71% | 306 | 59,42% |
| C's | 26 | 4,39% | 53 | 2,98% | 29.773 | 23,62% | 239 | 14,98% | 2.887 | 12,88% | 39 | 7,57% |
| PSC | 57 | 9,63% | 33 | 1,86% | 28.947 | 22,96% | 165 | 10,34% | 1.924 | 8,59% | 28 | 5,44% |
| CatSíqueesPot | 35 | 5,91% | 18 | 1,01% | 16.855 | 13,37% | 99 | 6,21% | 1.153 | 5,15% | 19 | 3,69% |
| PP | 17 | 2,87% | 49 | 2,76% | 14.336 | 11,37% | 114 | 7,15% | 1.452 | 6,48% | 34 | 6,60% |
| CUP | 84 | 14,19% | 122 | 6,87% | 7.528 | 5,97% | 163 | 10,22% | 1.819 | 8,12% | 51 | 9,90% |
| unio.cat | 16 | 2,70% | 64 | 3,60% | 2.170 | 1,72% | 36 | 2,26% | 625 | 2,79% | 30 | 5,83% |
| PACMA | 3 | 0,51% | 3 | 0,17% | 1.180 | 0,94% | 17 | 1,07% | 116 | 0,52% | 2 | 0,39% |
| RECORTES CERO-ELS VERDS | 2 | 0,34% | 3 | 0,17% | 802 | 0,64% | 8 | 0,50% | 38 | 0,17% | 1 | 0,19% |

| | Llacuna, la | | Llagosta, la | | Lliçà d'Amunt | | Lliçà de Vall | | Llinars del Vallès | | Lluçà | |
|----------------------|--------------------|-------------|---------------------|-------------|----------------------|-------------|----------------------|-------------|---------------------------|-------------|--------------|-------------|
| Escrutado | | 100% | | 100% | | 100% | | 100% | | 100% | | 100% |
| Total votantes | 578 | 84,38% | 7.304 | 76,10% | 8.898 | 77,75% | 4.049 | 81,14% | 5.679 | 78,88% | 192 | 90,14% |
| Abstención | 107 | 15,62% | 2.294 | 23,90% | 2.547 | 22,25% | 941 | 18,86% | 1.521 | 21,13% | 21 | 9,86% |
| Votos nulos | 0 | 0% | 40 | 0,55% | 31 | 0,35% | 17 | 0,42% | 15 | 0,26% | 0 | 0% |
| Votos en blanco | 8 | 1,38% | 33 | 0,45% | 70 | 0,79% | 24 | 0,59% | 33 | 0,58% | 0 | 0% |
| Votos a candidaturas | 570 | 98,62% | 7.231 | 99,00% | 8.797 | 98,86% | 4.008 | 98,99% | 5.631 | 99,15% | 192 | 100% |

Candidaturas

| | | | | | | | | | | | | |
|-------------------------|-----|--------|-------|--------|-------|--------|-------|--------|-------|--------|-----|--------|
| JxSí | 412 | 71,28% | 1.077 | 14,83% | 2.772 | 31,26% | 1.359 | 33,71% | 2.578 | 45,52% | 117 | 60,94% |
| C's | 18 | 3,11% | 1.864 | 25,66% | 2.089 | 23,56% | 918 | 22,77% | 942 | 16,63% | 0 | 0% |
| PSC | 15 | 2,60% | 1.821 | 25,07% | 1.263 | 14,24% | 480 | 11,90% | 564 | 9,96% | 0 | 0% |
| CatSíqueesPot | 6 | 1,04% | 1.136 | 15,64% | 964 | 10,87% | 442 | 10,96% | 350 | 6,18% | 3 | 1,56% |
| PP | 24 | 4,15% | 785 | 10,81% | 862 | 9,72% | 434 | 10,76% | 447 | 7,89% | 10 | 5,21% |
| CUP | 78 | 13,49% | 309 | 4,25% | 581 | 6,55% | 232 | 5,75% | 544 | 9,60% | 55 | 28,65% |
| unio.cat | 15 | 2,60% | 108 | 1,49% | 147 | 1,66% | 106 | 2,63% | 158 | 2,79% | 7 | 3,65% |
| PACMA | 2 | 0,35% | 87 | 1,20% | 83 | 0,94% | 23 | 0,57% | 39 | 0,69% | 0 | 0% |
| RECORTES CERO-ELS VERDS | 0 | 0% | 44 | 0,61% | 36 | 0,41% | 14 | 0,35% | 9 | 0,16% | 0 | 0% |

Municipios de Barcelona

| | Malgrat de Mar | | Malla | | Manlleu | | Manresa | | Marganell | | Martorell | |
|----------------------|-----------------------|-------------|--------------|-------------|----------------|-------------|----------------|-------------|------------------|-------------|------------------|-------------|
| Escrutado | | 100% | | 100% | | 100% | | 100% | | 100% | | 100% |
| Total votantes | 10.033 | 75,00% | 201 | 92,63% | 10.185 | 78,73% | 39.938 | 76,75% | 182 | 83,49% | 13.875 | 75,72% |
| Abstención | 3.345 | 25,00% | 16 | 7,37% | 2.751 | 21,27% | 12.099 | 23,25% | 36 | 16,51% | 4.448 | 24,28% |
| Votos nulos | 50 | 0,50% | 0 | 0% | 29 | 0,28% | 150 | 0,38% | 0 | 0% | 60 | 0,43% |
| Votos en blanco | 60 | 0,60% | 0 | 0% | 63 | 0,62% | 219 | 0,55% | 0 | 0% | 68 | 0,49% |
| Votos a candidaturas | 9.923 | 98,90% | 201 | 100% | 10.093 | 99,10% | 39.569 | 99,08% | 182 | 100% | 13.747 | 99,08% |

Candidaturas

| | | | | | | | | | | | | |
|-------------------------|-------|--------|-----|--------|-------|--------|--------|--------|-----|--------|-------|--------|
| JxSí | 4.120 | 41,27% | 155 | 77,11% | 6.031 | 59,38% | 21.608 | 54,31% | 114 | 62,64% | 4.256 | 30,81% |
| C's | 1.664 | 16,67% | 5 | 2,49% | 1.215 | 11,96% | 5.012 | 12,60% | 3 | 1,65% | 2.982 | 21,59% |
| PSC | 1.580 | 15,83% | 1 | 0,50% | 851 | 8,38% | 3.771 | 9,48% | 10 | 5,49% | 2.266 | 16,40% |
| CatSíqueesPot | 800 | 8,01% | 2 | 1,00% | 446 | 4,39% | 2.123 | 5,34% | 9 | 4,95% | 1.710 | 12,38% |
| PP | 774 | 7,75% | 13 | 6,47% | 517 | 5,09% | 2.362 | 5,94% | 7 | 3,85% | 1.094 | 7,92% |
| CUP | 687 | 6,88% | 19 | 9,45% | 783 | 7,71% | 3.454 | 8,68% | 22 | 12,09% | 988 | 7,15% |
| unio.cat | 191 | 1,91% | 6 | 2,99% | 209 | 2,06% | 966 | 2,43% | 16 | 8,79% | 297 | 2,15% |
| PACMA | 71 | 0,71% | 0 | 0% | 27 | 0,27% | 182 | 0,46% | 0 | 0% | 114 | 0,83% |
| RECORTES CERO-ELS VERDS | 36 | 0,36% | 0 | 0% | 14 | 0,14% | 91 | 0,23% | 1 | 0,55% | 40 | 0,29% |

| | Martorelles | | Masies de Roda, les | | Masies de Voltregà, les | | Masnou, el | | Masquefa | | Matadepera | |
|----------------------|--------------------|-------------|----------------------------|-------------|--------------------------------|-------------|-------------------|-------------|-----------------|-------------|-------------------|-------------|
| Escrutado | | 100% | | 100% | | 100% | | 100% | | 100% | | 100% |
| Total votantes | 3.017 | 79,27% | 515 | 88,18% | 2.076 | 84,84% | 14.260 | 81,50% | 4.828 | 78,24% | 5.895 | 86,96% |
| Abstención | 789 | 20,73% | 69 | 11,82% | 371 | 15,16% | 3.236 | 18,50% | 1.343 | 21,76% | 884 | 13,04% |
| Votos nulos | 14 | 0,46% | 0 | 0% | 11 | 0,53% | 47 | 0,33% | 25 | 0,52% | 11 | 0,19% |
| Votos en blanco | 13 | 0,43% | 1 | 0,19% | 10 | 0,48% | 75 | 0,53% | 21 | 0,43% | 31 | 0,53% |
| Votos a candidaturas | 2.990 | 99,11% | 514 | 99,81% | 2.055 | 98,99% | 14.138 | 99,14% | 4.782 | 99,05% | 5.853 | 99,29% |

Candidaturas

| | | | | | | | | | | | | |
|-------------------------|-------|--------|-----|--------|-------|--------|-------|--------|-------|--------|-------|--------|
| JxSí | 1.016 | 33,83% | 402 | 78,06% | 1.358 | 65,76% | 6.811 | 47,92% | 1.616 | 33,65% | 4.079 | 69,32% |
| C's | 639 | 21,28% | 15 | 2,91% | 130 | 6,30% | 2.111 | 14,85% | 1.048 | 21,82% | 595 | 10,11% |
| PSC | 408 | 13,59% | 20 | 3,88% | 178 | 8,62% | 1.107 | 7,79% | 650 | 13,53% | 110 | 1,87% |
| CatSíqueesPot | 371 | 12,35% | 9 | 1,75% | 54 | 2,62% | 1.173 | 8,25% | 540 | 11,24% | 91 | 1,55% |
| PP | 214 | 7,13% | 14 | 2,72% | 100 | 4,84% | 989 | 6,96% | 410 | 8,54% | 349 | 5,93% |
| CUP | 223 | 7,43% | 34 | 6,60% | 179 | 8,67% | 1.473 | 10,36% | 338 | 7,04% | 278 | 4,72% |
| unio.cat | 73 | 2,43% | 17 | 3,30% | 50 | 2,42% | 334 | 2,35% | 103 | 2,14% | 327 | 5,56% |
| PACMA | 39 | 1,30% | 1 | 0,19% | 4 | 0,19% | 105 | 0,74% | 50 | 1,04% | 22 | 0,37% |
| RECORTES CERO-ELS VERDS | 7 | 0,23% | 2 | 0,39% | 2 | 0,10% | 35 | 0,25% | 27 | 0,56% | 2 | 0,03% |

| | Mataró | | Mediona | | Moià | | Molins de Rei | | Mollet del Vallès | | Monistrol de Calders | |
|----------------------|---------------|-------------|----------------|-------------|-------------|-------------|----------------------|-------------|--------------------------|-------------|-----------------------------|-------------|
| Escrutado | | 100% | | 100% | | 100% | | 100% | | 100% | | 100% |
| Total votantes | 66.727 | 77,41% | 1.274 | 75,30% | 3.396 | 80,38% | 15.772 | 82,55% | 28.311 | 77,02% | 481 | 84,53% |
| Abstención | 19.472 | 22,59% | 418 | 24,70% | 829 | 19,62% | 3.333 | 17,45% | 8.446 | 22,98% | 88 | 15,47% |
| Votos nulos | 238 | 0,36% | 4 | 0,31% | 23 | 0,68% | 62 | 0,39% | 104 | 0,37% | 4 | 0,83% |
| Votos en blanco | 333 | 0,50% | 7 | 0,55% | 20 | 0,59% | 72 | 0,46% | 131 | 0,46% | 3 | 0,62% |
| Votos a candidaturas | 66.156 | 99,14% | 1.263 | 99,14% | 3.353 | 98,73% | 15.638 | 99,15% | 28.076 | 99,17% | 474 | 98,54% |

Candidaturas

| | | | | | | | | | | | | |
|-------------------------|--------|--------|-----|--------|-------|--------|-------|--------|-------|--------|-----|--------|
| JxSí | 23.371 | 35,15% | 604 | 47,56% | 2.083 | 61,76% | 6.851 | 43,61% | 7.292 | 25,85% | 268 | 56,18% |
| C's | 14.225 | 21,39% | 97 | 7,64% | 228 | 6,76% | 2.405 | 15,31% | 6.427 | 22,79% | 28 | 5,87% |
| PSC | 10.010 | 15,06% | 142 | 11,18% | 235 | 6,97% | 2.082 | 13,25% | 4.967 | 17,61% | 30 | 6,29% |
| CatSíqueesPot | 5.831 | 8,77% | 97 | 7,64% | 140 | 4,15% | 1.385 | 8,82% | 4.461 | 15,82% | 13 | 2,73% |
| PP | 5.993 | 9,01% | 83 | 6,54% | 177 | 5,25% | 779 | 4,96% | 2.325 | 8,24% | 24 | 5,03% |
| CUP | 4.490 | 6,75% | 204 | 16,06% | 385 | 11,41% | 1.572 | 10,01% | 1.708 | 6,06% | 93 | 19,50% |
| unio.cat | 1.346 | 2,02% | 21 | 1,65% | 87 | 2,58% | 408 | 2,60% | 496 | 1,76% | 14 | 2,94% |
| PACMA | 614 | 0,92% | 8 | 0,63% | 14 | 0,42% | 122 | 0,78% | 258 | 0,91% | 3 | 0,63% |
| RECORTES CERO-ELS VERDS | 276 | 0,42% | 7 | 0,55% | 4 | 0,12% | 34 | 0,22% | 142 | 0,50% | 1 | 0,21% |

Municipios de Barcelona

| | Monistrol de Montserrat | | Montcada i Reixac | | Montclar | | Montesquiu | | Montgat | | Montmajor | |
|----------------------|--------------------------------|--------|--------------------------|--------|-----------------|--------|-------------------|--------|----------------|--------|------------------|--------|
| Escrutado | 100% | | 100% | | 100% | | 100% | | 100% | | 100% | |
| Total votantes | 1.658 | 74,95% | 19.071 | 76,23% | 83 | 86,46% | 581 | 81,95% | 7.060 | 81,19% | 328 | 85,86% |
| Abstención | 554 | 25,05% | 5.948 | 23,77% | 13 | 13,54% | 128 | 18,05% | 1.636 | 18,81% | 54 | 14,14% |
| Votos nulos | 12 | 0,72% | 57 | 0,30% | 0 | 0% | 5 | 0,86% | 20 | 0,28% | 0 | 0% |
| Votos en blanco | 8 | 0,48% | 112 | 0,59% | 1 | 1,20% | 3 | 0,52% | 34 | 0,48% | 6 | 1,83% |
| Votos a candidaturas | 1.638 | 98,79% | 18.902 | 99,11% | 82 | 98,80% | 573 | 98,62% | 7.006 | 99,24% | 322 | 98,17% |

Candidaturas

| | | | | | | | | | | | | |
|-------------------------|-----|--------|-------|--------|----|--------|-----|--------|-------|--------|-----|--------|
| JxSí | 821 | 49,88% | 4.601 | 24,20% | 59 | 71,08% | 392 | 68,06% | 2.654 | 37,70% | 242 | 73,78% |
| C's | 142 | 8,63% | 4.486 | 23,59% | 0 | 0% | 17 | 2,95% | 1.417 | 20,13% | 3 | 0,91% |
| PSC | 239 | 14,52% | 3.062 | 16,10% | 2 | 2,41% | 32 | 5,56% | 633 | 8,99% | 15 | 4,57% |
| CatSíqueesPot | 89 | 5,41% | 3.262 | 17,16% | 1 | 1,20% | 19 | 3,30% | 788 | 11,19% | 5 | 1,52% |
| PP | 131 | 7,96% | 1.607 | 8,45% | 11 | 13,25% | 11 | 1,91% | 677 | 9,62% | 13 | 3,96% |
| CUP | 144 | 8,75% | 1.231 | 6,47% | 2 | 2,41% | 68 | 11,81% | 598 | 8,49% | 22 | 6,71% |
| unio.cat | 59 | 3,58% | 342 | 1,80% | 7 | 8,43% | 31 | 5,38% | 139 | 1,97% | 21 | 6,40% |
| PACMA | 10 | 0,61% | 188 | 0,99% | 0 | 0% | 3 | 0,52% | 69 | 0,98% | 1 | 0,30% |
| RECORTES CERO-ELS VERDS | 3 | 0,18% | 123 | 0,65% | 0 | 0% | 0 | 0% | 31 | 0,44% | 0 | 0% |

| | Montmaneu | | Montmeló | | Montornès del Vallès | | Montseny | | Muntanyola | | Mura | |
|----------------------|------------------|--------|-----------------|--------|-----------------------------|--------|-----------------|--------|-------------------|--------|-------------|--------|
| Escrutado | 100% | | 100% | | 100% | | 100% | | 100% | | 100% | |
| Total votantes | 99 | 75,57% | 5.442 | 80,91% | 8.819 | 77,50% | 232 | 88,21% | 394 | 86,21% | 161 | 94,15% |
| Abstención | 32 | 24,43% | 1.284 | 19,09% | 2.561 | 22,50% | 31 | 11,79% | 63 | 13,79% | 10 | 5,85% |
| Votos nulos | 1 | 1,01% | 24 | 0,44% | 37 | 0,42% | 1 | 0,43% | 1 | 0,25% | 0 | 0% |
| Votos en blanco | 1 | 1,01% | 30 | 0,55% | 57 | 0,65% | 0 | 0% | 2 | 0,51% | 0 | 0% |
| Votos a candidaturas | 97 | 97,98% | 5.388 | 99,01% | 8.725 | 98,93% | 231 | 99,57% | 391 | 99,24% | 161 | 100% |

Candidaturas

| | | | | | | | | | | | | |
|-------------------------|----|--------|-------|--------|-------|--------|-----|--------|-----|--------|-----|--------|
| JxSí | 72 | 73,47% | 1.214 | 22,41% | 1.771 | 20,17% | 159 | 68,83% | 276 | 70,23% | 105 | 65,22% |
| C's | 10 | 10,20% | 1.093 | 20,17% | 2.260 | 25,73% | 5 | 2,16% | 23 | 5,85% | 2 | 1,24% |
| PSC | 0 | 0% | 1.074 | 19,82% | 1.444 | 16,44% | 7 | 3,03% | 11 | 2,80% | 9 | 5,59% |
| CatSíqueesPot | 0 | 0% | 946 | 17,46% | 1.459 | 16,61% | 16 | 6,93% | 19 | 4,83% | 6 | 3,73% |
| PP | 8 | 8,16% | 542 | 10,00% | 999 | 11,38% | 2 | 0,87% | 13 | 3,31% | 2 | 1,24% |
| CUP | 3 | 3,06% | 400 | 7,38% | 463 | 5,27% | 30 | 12,99% | 41 | 10,43% | 29 | 18,01% |
| unio.cat | 4 | 4,08% | 56 | 1,03% | 162 | 1,84% | 10 | 4,33% | 8 | 2,04% | 8 | 4,97% |
| PACMA | 0 | 0% | 45 | 0,83% | 109 | 1,24% | 1 | 0,43% | 0 | 0% | 0 | 0% |
| RECORTES CERO-ELS VERDS | 0 | 0% | 18 | 0,33% | 58 | 0,66% | 1 | 0,43% | 0 | 0% | 0 | 0% |

| | Navarcles | | Navàs | | Nou de Berguedà, la | | Òdena | | Olèrdola | | Olesa de Bonesvalls | |
|----------------------|------------------|--------|--------------|--------|----------------------------|--------|--------------|--------|-----------------|--------|----------------------------|--------|
| Escrutado | 100% | | 100% | | 100% | | 100% | | 100% | | 100% | |
| Total votantes | 3.873 | 80,87% | 3.721 | 80,96% | 123 | 95,35% | 2.087 | 77,99% | 2.134 | 82,52% | 1.055 | 81,28% |
| Abstención | 916 | 19,13% | 875 | 19,04% | 6 | 4,65% | 589 | 22,01% | 452 | 17,48% | 243 | 18,72% |
| Votos nulos | 13 | 0,34% | 13 | 0,35% | 0 | 0% | 3 | 0,14% | 12 | 0,56% | 4 | 0,38% |
| Votos en blanco | 30 | 0,77% | 25 | 0,67% | 0 | 0% | 21 | 1,01% | 11 | 0,52% | 7 | 0,66% |
| Votos a candidaturas | 3.830 | 98,89% | 3.683 | 98,98% | 123 | 100% | 2.063 | 98,85% | 2.111 | 98,92% | 1.044 | 98,96% |

Candidaturas

| | | | | | | | | | | | | |
|-------------------------|-------|--------|-------|--------|----|--------|-----|--------|-------|--------|-----|--------|
| JxSí | 2.078 | 53,83% | 2.154 | 58,09% | 75 | 60,98% | 909 | 43,62% | 1.111 | 52,36% | 358 | 34,06% |
| C's | 383 | 9,92% | 235 | 6,34% | 6 | 4,88% | 295 | 14,16% | 243 | 11,45% | 218 | 20,74% |
| PSC | 460 | 11,92% | 339 | 9,14% | 6 | 4,88% | 335 | 16,07% | 217 | 10,23% | 163 | 15,51% |
| CatSíqueesPot | 260 | 6,74% | 140 | 3,78% | 10 | 8,13% | 127 | 6,09% | 143 | 6,74% | 125 | 11,89% |
| PP | 241 | 6,24% | 218 | 5,88% | 0 | 0% | 160 | 7,68% | 116 | 5,47% | 88 | 8,37% |
| CUP | 278 | 7,20% | 493 | 13,30% | 19 | 15,45% | 142 | 6,81% | 202 | 9,52% | 61 | 5,80% |
| unio.cat | 95 | 2,46% | 86 | 2,32% | 7 | 5,69% | 67 | 3,21% | 53 | 2,50% | 15 | 1,43% |
| PACMA | 27 | 0,70% | 12 | 0,32% | 0 | 0% | 14 | 0,67% | 20 | 0,94% | 6 | 0,57% |
| RECORTES CERO-ELS VERDS | 8 | 0,21% | 6 | 0,16% | 0 | 0% | 14 | 0,67% | 6 | 0,28% | 10 | 0,95% |

Municipios de Barcelona

| | Olesa de Montserrat | | Olivella | | Olost | | Olvan | | Orís | | Oristà | |
|----------------------|----------------------------|--------|-----------------|--------|--------------|--------|--------------|--------|-------------|--------|---------------|--------|
| Escrutado | 100% | | 100% | | 100% | | 100% | | 100% | | 100% | |
| Total votantes | 13.297 | 78,26% | 1.716 | 76,85% | 847 | 85,30% | 584 | 81,68% | 231 | 90,59% | 409 | 87,96% |
| Abstención | 3.694 | 21,74% | 517 | 23,15% | 146 | 14,70% | 131 | 18,32% | 24 | 9,41% | 56 | 12,04% |
| Votos nulos | 64 | 0,48% | 2 | 0,12% | 0 | 0% | 3 | 0,51% | 0 | 0% | 0 | 0% |
| Votos en blanco | 63 | 0,47% | 8 | 0,47% | 1 | 0,12% | 6 | 1,03% | 0 | 0% | 3 | 0,73% |
| Votos a candidaturas | 13.170 | 99,04% | 1.706 | 99,42% | 846 | 99,88% | 575 | 98,46% | 231 | 100% | 406 | 99,27% |

Candidaturas

| | | | | | | | | | | | | |
|-------------------------|-------|--------|-----|--------|-----|--------|-----|--------|-----|--------|-----|--------|
| JxSí | 4.746 | 35,86% | 545 | 31,80% | 603 | 71,19% | 404 | 69,54% | 165 | 71,43% | 326 | 79,71% |
| C's | 2.728 | 20,62% | 407 | 23,75% | 31 | 3,66% | 14 | 2,41% | 9 | 3,90% | 9 | 2,20% |
| PSC | 1.648 | 12,45% | 225 | 13,13% | 23 | 2,72% | 32 | 5,51% | 4 | 1,73% | 3 | 0,73% |
| CatSíqueesPot | 1.503 | 11,36% | 165 | 9,63% | 10 | 1,18% | 15 | 2,58% | 8 | 3,46% | 3 | 0,73% |
| PP | 824 | 6,23% | 174 | 10,15% | 46 | 5,43% | 33 | 5,68% | 9 | 3,90% | 19 | 4,65% |
| CUP | 1.281 | 9,68% | 135 | 7,88% | 100 | 11,81% | 50 | 8,61% | 22 | 9,52% | 27 | 6,60% |
| unio.cat | 267 | 2,02% | 40 | 2,33% | 30 | 3,54% | 26 | 4,48% | 11 | 4,76% | 18 | 4,40% |
| PACMA | 121 | 0,91% | 8 | 0,47% | 2 | 0,24% | 1 | 0,17% | 2 | 0,87% | 1 | 0,24% |
| RECORTES CERO-ELS VERDS | 52 | 0,39% | 7 | 0,41% | 1 | 0,12% | 0 | 0% | 1 | 0,43% | 0 | 0% |

| | Orpí | | Òrrius | | Pacs del Penedès | | Palafolls | | Palau-solità i Plegamans | | Pallejà | |
|----------------------|-------------|--------|---------------|--------|-------------------------|--------|------------------|--------|---------------------------------|--------|----------------|--------|
| Escrutado | 100% | | 100% | | 100% | | 100% | | 100% | | 100% | |
| Total votantes | 102 | 89,47% | 461 | 86,49% | 592 | 85,30% | 5.225 | 77,65% | 8.706 | 79,75% | 6.669 | 79,74% |
| Abstención | 12 | 10,53% | 72 | 13,51% | 102 | 14,70% | 1.504 | 22,35% | 2.211 | 20,25% | 1.694 | 20,26% |
| Votos nulos | 1 | 0,98% | 2 | 0,43% | 4 | 0,68% | 21 | 0,40% | 37 | 0,42% | 21 | 0,31% |
| Votos en blanco | 0 | 0% | 4 | 0,87% | 4 | 0,68% | 35 | 0,67% | 41 | 0,47% | 38 | 0,57% |
| Votos a candidaturas | 101 | 99,02% | 455 | 98,70% | 584 | 98,65% | 5.169 | 98,93% | 8.628 | 99,10% | 6.610 | 99,12% |

Candidaturas

| | | | | | | | | | | | | |
|-------------------------|----|--------|-----|--------|-----|--------|-------|--------|-------|--------|-------|--------|
| JxSí | 78 | 77,23% | 292 | 63,62% | 315 | 53,57% | 1.958 | 37,62% | 3.474 | 40,07% | 2.007 | 30,19% |
| C's | 0 | 0% | 32 | 6,97% | 71 | 12,07% | 1.122 | 21,56% | 1.823 | 21,03% | 1.631 | 24,53% |
| PSC | 0 | 0% | 16 | 3,49% | 47 | 7,99% | 647 | 12,43% | 990 | 11,42% | 1.047 | 15,75% |
| CatSíqueesPot | 5 | 4,95% | 19 | 4,14% | 40 | 6,80% | 560 | 10,76% | 862 | 9,94% | 785 | 11,81% |
| PP | 2 | 1,98% | 13 | 2,83% | 37 | 6,29% | 390 | 7,49% | 625 | 7,21% | 443 | 6,66% |
| CUP | 14 | 13,86% | 70 | 15,25% | 43 | 7,31% | 343 | 6,59% | 602 | 6,94% | 431 | 6,48% |
| unio.cat | 2 | 1,98% | 11 | 2,40% | 27 | 4,59% | 71 | 1,36% | 136 | 1,57% | 180 | 2,71% |
| PACMA | 0 | 0% | 2 | 0,44% | 0 | 0% | 55 | 1,06% | 70 | 0,81% | 57 | 0,86% |
| RECORTES CERO-ELS VERDS | 0 | 0% | 0 | 0% | 4 | 0,68% | 23 | 0,44% | 46 | 0,53% | 29 | 0,44% |

| | Palma de Cervelló, la | | Papiol, el | | Parets del Vallès | | Perafita | | Piera | | Pineda de Mar | |
|----------------------|------------------------------|--------|-------------------|--------|--------------------------|--------|-----------------|--------|--------------|--------|----------------------|--------|
| Escrutado | 100% | | 100% | | 100% | | 100% | | 100% | | 100% | |
| Total votantes | 1.957 | 84,83% | 2.431 | 78,32% | 11.069 | 78,71% | 266 | 80,85% | 8.256 | 74,10% | 13.847 | 74,54% |
| Abstención | 350 | 15,17% | 673 | 21,68% | 2.994 | 21,29% | 63 | 19,15% | 2.886 | 25,90% | 4.730 | 25,46% |
| Votos nulos | 8 | 0,41% | 12 | 0,49% | 40 | 0,36% | 0 | 0% | 47 | 0,57% | 38 | 0,27% |
| Votos en blanco | 15 | 0,77% | 15 | 0,62% | 53 | 0,48% | 1 | 0,38% | 42 | 0,51% | 63 | 0,45% |
| Votos a candidaturas | 1.934 | 98,82% | 2.404 | 98,89% | 10.976 | 99,16% | 265 | 99,62% | 8.167 | 98,92% | 13.746 | 99,27% |

Candidaturas

| | | | | | | | | | | | | |
|-------------------------|-----|--------|-------|--------|-------|--------|-----|--------|-------|--------|-------|--------|
| JxSí | 971 | 49,82% | 1.084 | 44,81% | 3.526 | 31,97% | 197 | 74,06% | 2.991 | 36,44% | 4.932 | 35,72% |
| C's | 263 | 13,49% | 363 | 15,01% | 2.460 | 22,30% | 6 | 2,26% | 1.645 | 20,04% | 2.593 | 18,78% |
| PSC | 184 | 9,44% | 304 | 12,57% | 1.673 | 15,17% | 2 | 0,75% | 1.009 | 12,29% | 2.455 | 17,78% |
| CatSíqueesPot | 111 | 5,70% | 203 | 8,39% | 1.282 | 11,62% | 6 | 2,26% | 824 | 10,04% | 1.050 | 7,60% |
| PP | 85 | 4,36% | 127 | 5,25% | 762 | 6,91% | 10 | 3,76% | 686 | 8,36% | 1.517 | 10,99% |
| CUP | 241 | 12,37% | 238 | 9,84% | 907 | 8,22% | 31 | 11,65% | 664 | 8,09% | 779 | 5,64% |
| unio.cat | 58 | 2,98% | 58 | 2,40% | 208 | 1,89% | 11 | 4,14% | 210 | 2,56% | 266 | 1,93% |
| PACMA | 18 | 0,92% | 21 | 0,87% | 112 | 1,02% | 2 | 0,75% | 97 | 1,18% | 95 | 0,69% |
| RECORTES CERO-ELS VERDS | 3 | 0,15% | 6 | 0,25% | 46 | 0,42% | 0 | 0% | 41 | 0,50% | 59 | 0,43% |

Municipios de Barcelona

| | Pla del Penedès, el | | Pobla de Claramunt, la | | Pobla de Lillet, la | | Polinyà | | Pont de Vilomara i Rocafort, el | | Pontons | |
|----------------------|---------------------|--------|------------------------|--------|---------------------|--------|-------------|--------|---------------------------------|--------|-------------|--------|
| Escrutado | 100% | | 100% | | 100% | | 100% | | 100% | | 100% | |
| Total votantes | 770 | 84,52% | 1.320 | 79,95% | 810 | 79,80% | 4.691 | 79,93% | 2.177 | 77,89% | 282 | 74,21% |
| Abstención | 141 | 15,48% | 331 | 20,05% | 205 | 20,20% | 1.178 | 20,07% | 618 | 22,11% | 98 | 25,79% |
| Votos nulos | 1 | 0,13% | 1 | 0,08% | 5 | 0,62% | 13 | 0,28% | 8 | 0,37% | 2 | 0,71% |
| Votos en blanco | 2 | 0,26% | 5 | 0,38% | 9 | 1,11% | 33 | 0,70% | 12 | 0,55% | 3 | 1,06% |
| Votos a candidaturas | 767 | 99,61% | 1.314 | 99,55% | 796 | 98,27% | 4.645 | 99,02% | 2.157 | 99,08% | 277 | 98,23% |

Candidaturas

| | | | | | | | | | | | | |
|-------------------------|-----|--------|-----|--------|-----|--------|-------|--------|-----|--------|-----|--------|
| JxSí | 466 | 60,60% | 670 | 50,80% | 531 | 65,96% | 1.110 | 23,73% | 664 | 30,61% | 124 | 44,29% |
| C's | 54 | 7,02% | 140 | 10,61% | 28 | 3,48% | 1.268 | 27,11% | 524 | 24,16% | 19 | 6,79% |
| PSC | 45 | 5,85% | 163 | 12,36% | 90 | 11,18% | 820 | 17,53% | 460 | 21,21% | 15 | 5,36% |
| CatSíqueesPot | 34 | 4,42% | 76 | 5,76% | 24 | 2,98% | 746 | 15,95% | 184 | 8,48% | 11 | 3,93% |
| PP | 21 | 2,73% | 63 | 4,78% | 23 | 2,86% | 330 | 7,05% | 151 | 6,96% | 62 | 22,14% |
| CUP | 136 | 17,69% | 141 | 10,69% | 68 | 8,45% | 205 | 4,38% | 127 | 5,86% | 31 | 11,07% |
| unio.cat | 10 | 1,30% | 46 | 3,49% | 28 | 3,48% | 87 | 1,86% | 19 | 0,88% | 11 | 3,93% |
| PACMA | 1 | 0,13% | 10 | 0,76% | 3 | 0,37% | 53 | 1,13% | 24 | 1,11% | 3 | 1,07% |
| RECORTES CERO-ELS VERDS | 0 | 0% | 5 | 0,38% | 1 | 0,12% | 26 | 0,56% | 4 | 0,18% | 1 | 0,36% |

| | Prat de Llobregat, el | | Prats de Lluçanès | | Prats de Rei, els | | Premià de Dalt | | Premià de Mar | | Puigdàlber | |
|----------------------|-----------------------|--------|-------------------|--------|-------------------|--------|----------------|--------|---------------|--------|-------------|--------|
| Escrutado | 100% | | 100% | | 100% | | 100% | | 100% | | 100% | |
| Total votantes | 35.810 | 74,82% | 1.758 | 83,48% | 353 | 79,15% | 6.256 | 82,23% | 16.005 | 78,44% | 341 | 85,68% |
| Abstención | 12.052 | 25,18% | 348 | 16,52% | 93 | 20,85% | 1.352 | 17,77% | 4.398 | 21,56% | 57 | 14,32% |
| Votos nulos | 103 | 0,29% | 3 | 0,17% | 0 | 0% | 11 | 0,18% | 59 | 0,37% | 1 | 0,29% |
| Votos en blanco | 171 | 0,48% | 9 | 0,51% | 4 | 1,13% | 28 | 0,45% | 68 | 0,42% | 2 | 0,59% |
| Votos a candidaturas | 35.536 | 99,23% | 1.746 | 99,32% | 349 | 98,87% | 6.217 | 99,38% | 15.878 | 99,21% | 338 | 99,12% |

Candidaturas

| | | | | | | | | | | | | |
|-------------------------|-------|--------|-------|--------|-----|--------|-------|--------|-------|--------|-----|--------|
| JxSí | 6.803 | 19,05% | 1.342 | 76,47% | 256 | 72,52% | 2.753 | 44,08% | 6.471 | 40,58% | 197 | 57,94% |
| C's | 8.392 | 23,50% | 46 | 2,62% | 10 | 2,83% | 1.210 | 19,38% | 2.868 | 17,99% | 41 | 12,06% |
| PSC | 7.309 | 20,47% | 83 | 4,73% | 16 | 4,53% | 711 | 11,39% | 1.730 | 10,85% | 14 | 4,12% |
| CatSíqueesPot | 6.233 | 17,46% | 26 | 1,48% | 13 | 3,68% | 356 | 5,70% | 1.449 | 9,09% | 9 | 2,65% |
| PP | 3.417 | 9,57% | 81 | 4,62% | 10 | 2,83% | 501 | 8,02% | 1.173 | 7,36% | 13 | 3,82% |
| CUP | 2.097 | 5,87% | 120 | 6,84% | 19 | 5,38% | 409 | 6,55% | 1.583 | 9,93% | 37 | 10,88% |
| unio.cat | 608 | 1,70% | 44 | 2,51% | 23 | 6,52% | 225 | 3,60% | 443 | 2,78% | 24 | 7,06% |
| PACMA | 442 | 1,24% | 3 | 0,17% | 1 | 0,28% | 36 | 0,58% | 98 | 0,61% | 3 | 0,88% |
| RECORTES CERO-ELS VERDS | 235 | 0,66% | 1 | 0,06% | 1 | 0,28% | 16 | 0,26% | 63 | 0,40% | 0 | 0% |

| | Puig-reig | | Pujalt | | Quar, la | | Rajadell | | Rellinars | | Ripollet | |
|----------------------|-------------|--------|-------------|--------|-------------|--------|-------------|--------|-------------|--------|-------------|--------|
| Escrutado | 100% | | 100% | | 100% | | 100% | | 100% | | 100% | |
| Total votantes | 2.661 | 78,80% | 130 | 82,80% | 33 | 82,50% | 368 | 86,18% | 475 | 81,48% | 20.486 | 77,17% |
| Abstención | 716 | 21,20% | 27 | 17,20% | 7 | 17,50% | 59 | 13,82% | 108 | 18,52% | 6.060 | 22,83% |
| Votos nulos | 9 | 0,34% | 1 | 0,77% | 0 | 0% | 2 | 0,54% | 1 | 0,21% | 56 | 0,27% |
| Votos en blanco | 17 | 0,64% | 0 | 0% | 0 | 0% | 4 | 1,09% | 4 | 0,84% | 109 | 0,53% |
| Votos a candidaturas | 2.635 | 99,02% | 129 | 99,23% | 33 | 100% | 362 | 98,37% | 470 | 98,95% | 20.321 | 99,19% |

Candidaturas

| | | | | | | | | | | | | |
|-------------------------|-------|--------|----|--------|----|--------|-----|--------|-----|--------|-------|--------|
| JxSí | 1.831 | 69,04% | 91 | 70,54% | 25 | 75,76% | 219 | 59,84% | 278 | 58,65% | 3.960 | 19,38% |
| C's | 113 | 4,26% | 2 | 1,55% | 0 | 0% | 24 | 6,56% | 34 | 7,17% | 5.584 | 27,33% |
| PSC | 179 | 6,75% | 4 | 3,10% | 2 | 6,06% | 27 | 7,38% | 43 | 9,07% | 3.603 | 17,64% |
| CatSíqueesPot | 66 | 2,49% | 2 | 1,55% | 1 | 3,03% | 19 | 5,19% | 45 | 9,49% | 3.212 | 15,72% |
| PP | 137 | 5,17% | 16 | 12,40% | 2 | 6,06% | 27 | 7,38% | 26 | 5,49% | 1.830 | 8,96% |
| CUP | 214 | 8,07% | 13 | 10,08% | 2 | 6,06% | 29 | 7,92% | 30 | 6,33% | 1.467 | 7,18% |
| unio.cat | 83 | 3,13% | 1 | 0,78% | 1 | 3,03% | 16 | 4,37% | 8 | 1,69% | 376 | 1,84% |
| PACMA | 9 | 0,34% | 0 | 0% | 0 | 0% | 0 | 0% | 6 | 1,27% | 181 | 0,89% |
| RECORTES CERO-ELS VERDS | 3 | 0,11% | 0 | 0% | 0 | 0% | 1 | 0,27% | 0 | 0% | 108 | 0,53% |

Municipios de Barcelona

| | Roca del Vallès, la | | Roda de Ter | | Rubí | | Rubió | | Rupit i Pruit | | Sabadell | |
|----------------------|----------------------------|--------|--------------------|--------|-------------|--------|--------------|--------|----------------------|--------|-----------------|--------|
| Escrutado | 100% | | 100% | | 100% | | 100% | | 100% | | 100% | |
| Total votantes | 6.401 | 81,16% | 3.668 | 81,35% | 40.015 | 74,60% | 166 | 86,01% | 207 | 90,00% | 120.138 | 78,78% |
| Abstención | 1.486 | 18,84% | 841 | 18,65% | 13.628 | 25,40% | 27 | 13,99% | 23 | 10,00% | 32.361 | 21,22% |
| Votos nulos | 31 | 0,48% | 7 | 0,19% | 134 | 0,33% | 0 | 0% | 1 | 0,48% | 421 | 0,35% |
| Votos en blanco | 48 | 0,75% | 20 | 0,55% | 190 | 0,47% | 0 | 0% | 0 | 0% | 587 | 0,49% |
| Votos a candidaturas | 6.322 | 98,77% | 3.641 | 99,26% | 39.691 | 99,19% | 166 | 100% | 206 | 99,52% | 119.130 | 99,16% |

Candidaturas

| | | | | | | | | | | | | |
|-------------------------|-------|--------|-------|--------|--------|--------|----|--------|-----|--------|--------|--------|
| JxSí | 2.971 | 46,64% | 2.586 | 70,64% | 10.019 | 25,12% | 90 | 54,22% | 171 | 83,01% | 40.377 | 33,73% |
| C's | 1.116 | 17,52% | 170 | 4,64% | 10.345 | 25,94% | 19 | 11,45% | 5 | 2,43% | 24.686 | 20,62% |
| PSC | 658 | 10,33% | 269 | 7,35% | 6.703 | 16,81% | 2 | 1,20% | 1 | 0,49% | 17.359 | 14,50% |
| CatSíqueesPot | 445 | 6,99% | 121 | 3,31% | 4.981 | 12,49% | 10 | 6,02% | 0 | 0% | 14.648 | 12,24% |
| PP | 402 | 6,31% | 128 | 3,50% | 3.397 | 8,52% | 10 | 6,02% | 3 | 1,46% | 8.308 | 6,94% |
| CUP | 498 | 7,82% | 272 | 7,43% | 2.850 | 7,15% | 22 | 13,25% | 14 | 6,80% | 9.506 | 7,94% |
| unio.cat | 168 | 2,64% | 78 | 2,13% | 749 | 1,88% | 12 | 7,23% | 12 | 5,83% | 2.465 | 2,06% |
| PACMA | 42 | 0,66% | 11 | 0,30% | 434 | 1,09% | 1 | 0,60% | 0 | 0% | 1.235 | 1,03% |
| RECORTES CERO-ELS VERDS | 22 | 0,35% | 6 | 0,16% | 213 | 0,53% | 0 | 0% | 0 | 0% | 546 | 0,46% |

| | Sagàs | | Saldes | | Sallent | | Sant Adrià de Besòs | | Sant Agustí de Lluçanès | | Sant Andreu de la Barca | |
|----------------------|--------------|--------|---------------|--------|----------------|--------|----------------------------|--------|--------------------------------|--------|--------------------------------|--------|
| Escrutado | 100% | | 100% | | 100% | | 100% | | 100% | | 100% | |
| Total votantes | 104 | 91,23% | 216 | 84,38% | 4.190 | 79,22% | 17.623 | 68,95% | 76 | 93,83% | 14.707 | 76,57% |
| Abstención | 10 | 8,77% | 40 | 15,63% | 1.099 | 20,78% | 7.936 | 31,05% | 5 | 6,17% | 4.500 | 23,43% |
| Votos nulos | 0 | 0% | 2 | 0,93% | 9 | 0,21% | 64 | 0,36% | 0 | 0% | 47 | 0,32% |
| Votos en blanco | 1 | 0,96% | 1 | 0,46% | 22 | 0,53% | 93 | 0,53% | 0 | 0% | 98 | 0,67% |
| Votos a candidaturas | 103 | 99,04% | 213 | 98,61% | 4.159 | 99,26% | 17.466 | 99,11% | 76 | 100% | 14.562 | 99,01% |

Candidaturas

| | | | | | | | | | | | | |
|-------------------------|----|--------|-----|--------|-------|--------|-------|--------|----|--------|-------|--------|
| JxSí | 74 | 71,15% | 150 | 70,09% | 2.105 | 50,35% | 3.325 | 18,94% | 65 | 85,53% | 2.811 | 19,17% |
| C's | 3 | 2,88% | 8 | 3,74% | 303 | 7,25% | 4.233 | 24,11% | 3 | 3,95% | 3.957 | 26,99% |
| PSC | 6 | 5,77% | 18 | 8,41% | 645 | 15,43% | 3.459 | 19,70% | 1 | 1,32% | 3.370 | 22,99% |
| CatSíqueesPot | 0 | 0% | 9 | 4,21% | 276 | 6,60% | 2.386 | 13,59% | 0 | 0% | 2.026 | 13,82% |
| PP | 3 | 2,88% | 6 | 2,80% | 287 | 6,86% | 2.471 | 14,07% | 2 | 2,63% | 1.230 | 8,39% |
| CUP | 11 | 10,58% | 19 | 8,88% | 446 | 10,67% | 1.000 | 5,70% | 4 | 5,26% | 738 | 5,03% |
| unio.cat | 6 | 5,77% | 3 | 1,40% | 67 | 1,60% | 284 | 1,62% | 1 | 1,32% | 245 | 1,67% |
| PACMA | 0 | 0% | 0 | 0% | 28 | 0,67% | 189 | 1,08% | 0 | 0% | 121 | 0,83% |
| RECORTES CERO-ELS VERDS | 0 | 0% | 0 | 0% | 2 | 0,05% | 119 | 0,68% | 0 | 0% | 64 | 0,44% |

| | Sant Andreu de Llaveneres | | Sant Antoni de Vilamajor | | Sant Bartomeu del Grau | | Sant Boi de Llobregat | | Sant Boi de Lluçanès | | Sant Cebrià de Vallalta | |
|----------------------|----------------------------------|--------|---------------------------------|--------|-------------------------------|--------|------------------------------|--------|-----------------------------|--------|--------------------------------|--------|
| Escrutado | 100% | | 100% | | 100% | | 100% | | 100% | | 100% | |
| Total votantes | 5.960 | 78,91% | 3.583 | 82,08% | 556 | 83,23% | 46.789 | 76,34% | 364 | 82,17% | 1.827 | 76,09% |
| Abstención | 1.593 | 21,09% | 782 | 17,92% | 112 | 16,77% | 14.501 | 23,66% | 79 | 17,83% | 574 | 23,91% |
| Votos nulos | 17 | 0,29% | 4 | 0,11% | 1 | 0,18% | 162 | 0,35% | 0 | 0% | 5 | 0,27% |
| Votos en blanco | 35 | 0,59% | 24 | 0,67% | 5 | 0,90% | 240 | 0,51% | 2 | 0,55% | 7 | 0,38% |
| Votos a candidaturas | 5.908 | 99,13% | 3.555 | 99,22% | 550 | 98,92% | 46.387 | 99,14% | 362 | 99,45% | 1.815 | 99,34% |

Candidaturas

| | | | | | | | | | | | | |
|-------------------------|-------|--------|-------|--------|-----|--------|--------|--------|-----|--------|-----|--------|
| JxSí | 3.151 | 53,02% | 1.938 | 54,15% | 383 | 69,01% | 9.715 | 20,84% | 288 | 79,12% | 957 | 52,52% |
| C's | 1.035 | 17,42% | 461 | 12,88% | 30 | 5,41% | 11.286 | 24,20% | 5 | 1,37% | 246 | 13,50% |
| PSC | 388 | 6,53% | 221 | 6,17% | 27 | 4,86% | 9.945 | 21,33% | 12 | 3,30% | 114 | 6,26% |
| CatSíqueesPot | 263 | 4,43% | 209 | 5,84% | 14 | 2,52% | 7.147 | 15,33% | 5 | 1,37% | 149 | 8,18% |
| PP | 493 | 8,30% | 186 | 5,20% | 30 | 5,41% | 3.940 | 8,45% | 20 | 5,49% | 108 | 5,93% |
| CUP | 332 | 5,59% | 423 | 11,82% | 42 | 7,57% | 2.740 | 5,88% | 24 | 6,59% | 178 | 9,77% |
| unio.cat | 202 | 3,40% | 87 | 2,43% | 22 | 3,96% | 795 | 1,71% | 8 | 2,20% | 32 | 1,76% |
| PACMA | 37 | 0,62% | 23 | 0,64% | 0 | 0% | 509 | 1,09% | 0 | 0% | 24 | 1,32% |
| RECORTES CERO-ELS VERDS | 7 | 0,12% | 7 | 0,20% | 2 | 0,36% | 310 | 0,66% | 0 | 0% | 7 | 0,38% |

Municipios de Barcelona

| | Sant Celoni | | Sant Climent de Llobregat | | Sant Cugat del Vallès | | Sant Cugat Sesgarrigues | | Sant Esteve de Palautordera | | Sant Esteve Sesrovires | |
|----------------------|--------------------|-------------|----------------------------------|-------------|------------------------------|-------------|--------------------------------|-------------|------------------------------------|-------------|-------------------------------|-------------|
| Escrutado | | 100% | | 100% | | 100% | | 100% | | 100% | | 100% |
| Total votantes | 10.041 | 79,83% | 2.499 | 81,85% | 49.499 | 83,89% | 634 | 86,38% | 1.626 | 88,51% | 4.564 | 79,97% |
| Abstención | 2.537 | 20,17% | 554 | 18,15% | 9.503 | 16,11% | 100 | 13,62% | 211 | 11,49% | 1.143 | 20,03% |
| Votos nulos | 49 | 0,49% | 10 | 0,40% | 121 | 0,24% | 4 | 0,63% | 4 | 0,25% | 15 | 0,33% |
| Votos en blanco | 67 | 0,67% | 19 | 0,76% | 220 | 0,44% | 4 | 0,63% | 2 | 0,12% | 12 | 0,26% |
| Votos a candidaturas | 9.925 | 98,84% | 2.470 | 98,84% | 49.158 | 99,31% | 626 | 98,74% | 1.620 | 99,63% | 4.537 | 99,41% |

Candidaturas

| | | | | | | | | | | | | |
|-------------------------|-------|--------|-------|--------|--------|--------|-----|--------|-------|--------|-------|--------|
| JxSí | 5.244 | 52,48% | 1.078 | 43,31% | 23.659 | 47,91% | 383 | 60,79% | 1.166 | 71,89% | 1.677 | 36,87% |
| C's | 1.043 | 10,44% | 410 | 16,47% | 8.691 | 17,60% | 51 | 8,10% | 71 | 4,38% | 895 | 19,67% |
| PSC | 1.171 | 11,72% | 304 | 12,21% | 3.350 | 6,78% | 73 | 11,59% | 37 | 2,28% | 574 | 12,62% |
| CatSíqueesPot | 592 | 5,92% | 256 | 10,29% | 2.974 | 6,02% | 26 | 4,13% | 35 | 2,16% | 465 | 10,22% |
| PP | 629 | 6,30% | 109 | 4,38% | 2.998 | 6,07% | 17 | 2,70% | 39 | 2,40% | 342 | 7,52% |
| CUP | 929 | 9,30% | 209 | 8,40% | 4.974 | 10,07% | 61 | 9,68% | 230 | 14,18% | 401 | 8,82% |
| unio.cat | 204 | 2,04% | 67 | 2,69% | 2.152 | 4,36% | 10 | 1,59% | 36 | 2,22% | 118 | 2,59% |
| PACMA | 82 | 0,82% | 27 | 1,08% | 245 | 0,50% | 4 | 0,63% | 5 | 0,31% | 41 | 0,90% |
| RECORTES CERO-ELS VERDS | 31 | 0,31% | 10 | 0,40% | 115 | 0,23% | 1 | 0,16% | 1 | 0,06% | 24 | 0,53% |

| | Sant Feliu de Codines | | Sant Feliu de Llobregat | | Sant Feliu Sasserra | | Sant Fost de Campsentelles | | Sant Fruitós de Bages | | Sant Hipòlit de Voltregà | |
|----------------------|------------------------------|-------------|--------------------------------|-------------|----------------------------|-------------|-----------------------------------|-------------|------------------------------|-------------|---------------------------------|-------------|
| Escrutado | | 100% | | 100% | | 100% | | 100% | | 100% | | 100% |
| Total votantes | 3.311 | 77,04% | 26.611 | 80,81% | 434 | 86,80% | 5.233 | 77,11% | 4.960 | 78,88% | 2.149 | 83,75% |
| Abstención | 987 | 22,96% | 6.318 | 19,19% | 66 | 13,20% | 1.553 | 22,89% | 1.328 | 21,12% | 417 | 16,25% |
| Votos nulos | 14 | 0,42% | 109 | 0,41% | 1 | 0,23% | 16 | 0,31% | 15 | 0,30% | 10 | 0,47% |
| Votos en blanco | 20 | 0,60% | 129 | 0,48% | 3 | 0,69% | 29 | 0,55% | 31 | 0,63% | 22 | 1,02% |
| Votos a candidaturas | 3.277 | 98,97% | 26.373 | 99,11% | 430 | 99,08% | 5.188 | 99,14% | 4.914 | 99,07% | 2.117 | 98,51% |

Candidaturas

| | | | | | | | | | | | | |
|-------------------------|-------|--------|-------|--------|-----|--------|-------|--------|-------|--------|-------|--------|
| JxSí | 1.961 | 59,48% | 7.079 | 26,71% | 353 | 81,52% | 1.896 | 36,34% | 2.792 | 56,46% | 1.447 | 67,65% |
| C's | 263 | 7,98% | 6.377 | 24,06% | 7 | 1,62% | 1.075 | 20,61% | 539 | 10,90% | 106 | 4,96% |
| PSC | 233 | 7,07% | 4.515 | 17,04% | 10 | 2,31% | 521 | 9,99% | 468 | 9,46% | 169 | 7,90% |
| CatSíqueesPot | 199 | 6,04% | 3.355 | 12,66% | 2 | 0,46% | 592 | 11,35% | 294 | 5,95% | 45 | 2,10% |
| PP | 150 | 4,55% | 2.265 | 8,55% | 17 | 3,93% | 585 | 11,21% | 258 | 5,22% | 83 | 3,88% |
| CUP | 348 | 10,56% | 1.755 | 6,62% | 27 | 6,24% | 362 | 6,94% | 387 | 7,83% | 180 | 8,42% |
| unio.cat | 78 | 2,37% | 627 | 2,37% | 14 | 3,23% | 99 | 1,90% | 138 | 2,79% | 68 | 3,18% |
| PACMA | 34 | 1,03% | 260 | 0,98% | 0 | 0% | 37 | 0,71% | 28 | 0,57% | 16 | 0,75% |
| RECORTES CERO-ELS VERDS | 11 | 0,33% | 140 | 0,53% | 0 | 0% | 21 | 0,40% | 10 | 0,20% | 3 | 0,14% |

| | Sant Iscle de Vallalta | | Sant Jaume de Frontanya | | Sant Joan de Vilatorrada | | Sant Joan Despí | | Sant Julià de Cerdanyola | | Sant Julià de Vilatorrada | |
|----------------------|-------------------------------|-------------|--------------------------------|-------------|---------------------------------|-------------|------------------------|-------------|---------------------------------|-------------|----------------------------------|-------------|
| Escrutado | | 100% | | 100% | | 100% | | 100% | | 100% | | 100% |
| Total votantes | 756 | 79,58% | 23 | 92,00% | 6.297 | 78,20% | 20.183 | 81,04% | 197 | 92,49% | 2.158 | 91,67% |
| Abstención | 194 | 20,42% | 2 | 8,00% | 1.755 | 21,80% | 4.723 | 18,96% | 16 | 7,51% | 196 | 8,33% |
| Votos nulos | 7 | 0,93% | 0 | 0% | 26 | 0,41% | 46 | 0,23% | 2 | 1,02% | 7 | 0,32% |
| Votos en blanco | 5 | 0,66% | 0 | 0% | 42 | 0,67% | 83 | 0,41% | 0 | 0% | 3 | 0,14% |
| Votos a candidaturas | 744 | 98,41% | 23 | 100% | 6.229 | 98,92% | 20.054 | 99,36% | 195 | 98,98% | 2.148 | 99,54% |

Candidaturas

| | | | | | | | | | | | | |
|-------------------------|-----|--------|----|--------|-------|--------|-------|--------|-----|--------|-------|--------|
| JxSí | 441 | 58,88% | 14 | 60,87% | 2.678 | 42,70% | 4.949 | 24,58% | 163 | 83,59% | 1.797 | 83,54% |
| C's | 64 | 8,54% | 0 | 0% | 1.161 | 18,51% | 4.748 | 23,58% | 2 | 1,03% | 43 | 2,00% |
| PSC | 37 | 4,94% | 1 | 4,35% | 885 | 14,11% | 4.206 | 20,89% | 0 | 0% | 41 | 1,91% |
| CatSíqueesPot | 45 | 6,01% | 2 | 8,70% | 528 | 8,42% | 2.759 | 13,70% | 0 | 0% | 34 | 1,58% |
| PP | 62 | 8,28% | 0 | 0% | 370 | 5,90% | 1.572 | 7,81% | 5 | 2,56% | 39 | 1,81% |
| CUP | 70 | 9,35% | 5 | 21,74% | 394 | 6,28% | 1.127 | 5,60% | 19 | 9,74% | 148 | 6,88% |
| unio.cat | 15 | 2,00% | 1 | 4,35% | 156 | 2,49% | 428 | 2,13% | 6 | 3,08% | 44 | 2,05% |
| PACMA | 7 | 0,93% | 0 | 0% | 33 | 0,53% | 176 | 0,87% | 0 | 0% | 2 | 0,09% |
| RECORTES CERO-ELS VERDS | 3 | 0,40% | 0 | 0% | 24 | 0,38% | 89 | 0,44% | 0 | 0% | 0 | 0% |

Municipios de Barcelona

| | Sant Just Desvern | | Sant Llorenç d'Hortons | | Sant Llorenç Savall | | Sant Martí d'Albars | | Sant Martí de Centelles | | Sant Martí de Tous | |
|----------------------|--------------------------|--------|-------------------------------|--------|----------------------------|--------|----------------------------|--------|--------------------------------|--------|---------------------------|--------|
| Escrutado | 100% | | 100% | | 100% | | 100% | | 100% | | 100% | |
| Total votantes | 10.217 | 82,67% | 1.590 | 83,99% | 1.432 | 77,03% | 86 | 91,49% | 664 | 80,88% | 793 | 90,63% |
| Abstención | 2.142 | 17,33% | 303 | 16,01% | 427 | 22,97% | 8 | 8,51% | 157 | 19,12% | 82 | 9,37% |
| Votos nulos | 27 | 0,26% | 5 | 0,31% | 8 | 0,56% | 0 | 0% | 5 | 0,75% | 2 | 0,25% |
| Votos en blanco | 48 | 0,47% | 11 | 0,69% | 7 | 0,49% | 2 | 2,33% | 2 | 0,30% | 3 | 0,38% |
| Votos a candidaturas | 10.142 | 99,27% | 1.574 | 98,99% | 1.417 | 98,95% | 84 | 97,67% | 657 | 98,95% | 788 | 99,37% |

Candidaturas

| | | | | | | | | | | | | |
|-------------------------|-------|--------|-----|--------|-----|--------|----|--------|-----|--------|-----|--------|
| JxSí | 4.544 | 44,59% | 826 | 52,11% | 893 | 62,71% | 66 | 76,74% | 380 | 57,66% | 554 | 70,04% |
| C's | 1.711 | 16,79% | 157 | 9,91% | 97 | 6,81% | 0 | 0% | 40 | 6,07% | 26 | 3,29% |
| PSC | 1.098 | 10,78% | 126 | 7,95% | 85 | 5,97% | 1 | 1,16% | 49 | 7,44% | 36 | 4,55% |
| CatSíqueesPot | 707 | 6,94% | 137 | 8,64% | 68 | 4,78% | 1 | 1,16% | 50 | 7,59% | 15 | 1,90% |
| PP | 752 | 7,38% | 79 | 4,98% | 86 | 6,04% | 3 | 3,49% | 35 | 5,31% | 33 | 4,17% |
| CUP | 943 | 9,25% | 188 | 11,86% | 141 | 9,90% | 10 | 11,63% | 78 | 11,84% | 86 | 10,87% |
| unio.cat | 308 | 3,02% | 40 | 2,52% | 38 | 2,67% | 3 | 3,49% | 17 | 2,58% | 38 | 4,80% |
| PACMA | 48 | 0,47% | 9 | 0,57% | 6 | 0,42% | 0 | 0% | 6 | 0,91% | 0 | 0% |
| RECORTES CERO-ELS VERDS | 31 | 0,30% | 12 | 0,76% | 3 | 0,21% | 0 | 0% | 2 | 0,30% | 0 | 0% |

| | Sant Martí Sarroca | | Sant Martí Sesgueioles | | Sant Mateu de Bages | | Sant Pere de Ribes | | Sant Pere de Riudebitlles | | Sant Pere de Torelló | |
|----------------------|---------------------------|--------|-------------------------------|--------|----------------------------|--------|---------------------------|--------|----------------------------------|--------|-----------------------------|--------|
| Escrutado | 100% | | 100% | | 100% | | 100% | | 100% | | 100% | |
| Total votantes | 1.903 | 81,53% | 245 | 82,77% | 461 | 86,01% | 15.096 | 73,70% | 1.494 | 83,32% | 1.551 | 82,90% |
| Abstención | 431 | 18,47% | 51 | 17,23% | 75 | 13,99% | 5.386 | 26,30% | 299 | 16,68% | 320 | 17,10% |
| Votos nulos | 14 | 0,74% | 1 | 0,41% | 1 | 0,22% | 36 | 0,24% | 7 | 0,47% | 7 | 0,45% |
| Votos en blanco | 18 | 0,95% | 0 | 0% | 1 | 0,22% | 75 | 0,50% | 8 | 0,54% | 8 | 0,52% |
| Votos a candidaturas | 1.871 | 98,32% | 244 | 99,59% | 459 | 99,57% | 14.985 | 99,26% | 1.479 | 99,00% | 1.536 | 99,03% |

Candidaturas

| | | | | | | | | | | | | |
|-------------------------|-------|--------|-----|--------|-----|--------|-------|--------|-----|--------|-------|--------|
| JxSí | 1.044 | 55,27% | 158 | 64,75% | 364 | 79,13% | 4.622 | 30,69% | 915 | 61,53% | 1.189 | 77,01% |
| C's | 141 | 7,46% | 15 | 6,15% | 10 | 2,17% | 3.601 | 23,91% | 72 | 4,84% | 53 | 3,43% |
| PSC | 141 | 7,46% | 7 | 2,87% | 10 | 2,17% | 2.292 | 15,22% | 129 | 8,68% | 54 | 3,50% |
| CatSíqueesPot | 89 | 4,71% | 7 | 2,87% | 3 | 0,65% | 1.392 | 9,24% | 62 | 4,17% | 34 | 2,20% |
| PP | 86 | 4,55% | 13 | 5,33% | 20 | 4,35% | 1.124 | 7,46% | 80 | 5,38% | 36 | 2,33% |
| CUP | 258 | 13,66% | 36 | 14,75% | 23 | 5,00% | 1.463 | 9,71% | 167 | 11,23% | 118 | 7,64% |
| unio.cat | 98 | 5,19% | 8 | 3,28% | 25 | 5,43% | 313 | 2,08% | 48 | 3,23% | 44 | 2,85% |
| PACMA | 7 | 0,37% | 0 | 0% | 0 | 0% | 123 | 0,82% | 5 | 0,34% | 4 | 0,26% |
| RECORTES CERO-ELS VERDS | 7 | 0,37% | 0 | 0% | 4 | 0,87% | 55 | 0,37% | 1 | 0,07% | 4 | 0,26% |

| | Sant Pere de Vilamajor | | Sant Pere Sallavinera | | Sant Pol de Mar | | Sant Quintí de Mediona | | Sant Quirze de Besora | | Sant Quirze del Vallès | |
|----------------------|-------------------------------|--------|------------------------------|--------|------------------------|--------|-------------------------------|--------|------------------------------|--------|-------------------------------|--------|
| Escrutado | 100% | | 100% | | 100% | | 100% | | 100% | | 100% | |
| Total votantes | 2.602 | 81,59% | 114 | 87,02% | 3.116 | 84,35% | 1.231 | 80,83% | 1.395 | 84,85% | 12.315 | 85,20% |
| Abstención | 587 | 18,41% | 17 | 12,98% | 578 | 15,65% | 292 | 19,17% | 249 | 15,15% | 2.139 | 14,80% |
| Votos nulos | 11 | 0,42% | 1 | 0,88% | 3 | 0,10% | 4 | 0,32% | 4 | 0,29% | 33 | 0,27% |
| Votos en blanco | 9 | 0,35% | 0 | 0% | 13 | 0,42% | 7 | 0,57% | 7 | 0,50% | 59 | 0,48% |
| Votos a candidaturas | 2.582 | 99,23% | 113 | 99,12% | 3.100 | 99,49% | 1.220 | 99,11% | 1.384 | 99,21% | 12.223 | 99,25% |

Candidaturas

| | | | | | | | | | | | | |
|-------------------------|-------|--------|----|--------|-------|--------|-----|--------|-------|--------|-------|--------|
| JxSí | 1.263 | 48,75% | 92 | 81,42% | 2.001 | 64,28% | 820 | 66,83% | 1.064 | 76,49% | 5.981 | 48,70% |
| C's | 373 | 14,40% | 3 | 2,65% | 241 | 7,74% | 44 | 3,59% | 32 | 2,30% | 2.245 | 18,28% |
| PSC | 189 | 7,29% | 1 | 0,88% | 174 | 5,59% | 74 | 6,03% | 59 | 4,24% | 1.033 | 8,41% |
| CatSíqueesPot | 204 | 7,87% | 1 | 0,88% | 143 | 4,59% | 48 | 3,91% | 45 | 3,24% | 912 | 7,43% |
| PP | 179 | 6,91% | 1 | 0,88% | 140 | 4,50% | 122 | 9,94% | 52 | 3,74% | 654 | 5,32% |
| CUP | 279 | 10,77% | 11 | 9,73% | 304 | 9,77% | 78 | 6,36% | 69 | 4,96% | 1.000 | 8,14% |
| unio.cat | 63 | 2,43% | 3 | 2,65% | 85 | 2,73% | 29 | 2,36% | 62 | 4,46% | 297 | 2,42% |
| PACMA | 29 | 1,12% | 0 | 0% | 6 | 0,19% | 3 | 0,24% | 1 | 0,07% | 74 | 0,60% |
| RECORTES CERO-ELS VERDS | 3 | 0,12% | 1 | 0,88% | 6 | 0,19% | 2 | 0,16% | 0 | 0% | 27 | 0,22% |

Municipios de Barcelona

| | Sant Quirze Safaja | | Sant Sadurní d'Anoia | | Sant Sadurní d'Osormort | | Sant Salvador de Guardiola | | Sant Vicenç de Castellet | | Sant Vicenç de Montalt | |
|----------------------|---------------------------|--------|-----------------------------|--------|--------------------------------|--------|-----------------------------------|--------|---------------------------------|--------|-------------------------------|--------|
| Escrutado | 100% | | 100% | | 100% | | 100% | | 100% | | 100% | |
| Total votantes | 386 | 85,78% | 7.666 | 81,86% | 64 | 86,49% | 1.928 | 81,01% | 5.043 | 73,52% | 3.475 | 81,69% |
| Abstención | 64 | 14,22% | 1.699 | 18,14% | 10 | 13,51% | 452 | 18,99% | 1.816 | 26,48% | 779 | 18,31% |
| Votos nulos | 0 | 0% | 25 | 0,33% | 0 | 0% | 5 | 0,26% | 20 | 0,40% | 6 | 0,17% |
| Votos en blanco | 0 | 0% | 30 | 0,39% | 0 | 0% | 16 | 0,83% | 30 | 0,59% | 15 | 0,43% |
| Votos a candidaturas | 386 | 100% | 7.611 | 99,28% | 64 | 100% | 1.907 | 98,91% | 4.993 | 99,01% | 3.454 | 99,40% |

Candidaturas

| | | | | | | | | | | | | |
|-------------------------|-----|--------|-------|--------|----|--------|-----|--------|-------|--------|-------|--------|
| JxSí | 219 | 56,74% | 3.942 | 51,59% | 40 | 62,50% | 860 | 44,72% | 2.355 | 46,88% | 1.898 | 54,71% |
| C's | 50 | 12,95% | 715 | 9,36% | 5 | 7,81% | 324 | 16,85% | 585 | 11,65% | 623 | 17,96% |
| PSC | 21 | 5,44% | 922 | 12,07% | 1 | 1,56% | 154 | 8,01% | 734 | 14,61% | 218 | 6,28% |
| CatSíqueesPot | 30 | 7,77% | 616 | 8,06% | 1 | 1,56% | 171 | 8,89% | 393 | 7,82% | 120 | 3,46% |
| PP | 16 | 4,15% | 407 | 5,33% | 3 | 4,69% | 158 | 8,22% | 373 | 7,43% | 242 | 6,98% |
| CUP | 28 | 7,25% | 755 | 9,88% | 5 | 7,81% | 156 | 8,11% | 380 | 7,57% | 208 | 6,00% |
| unio.cat | 17 | 4,40% | 175 | 2,29% | 9 | 14,06% | 54 | 2,81% | 111 | 2,21% | 126 | 3,63% |
| PACMA | 4 | 1,04% | 47 | 0,62% | 0 | 0% | 24 | 1,25% | 40 | 0,80% | 10 | 0,29% |
| RECORTES CERO-ELS VERDS | 1 | 0,26% | 32 | 0,42% | 0 | 0% | 6 | 0,31% | 22 | 0,44% | 9 | 0,26% |

| | Sant Vicenç de Torelló | | Sant Vicenç dels Horts | | Santa Cecília de Voltregà | | Santa Coloma de Cervelló | | Santa Coloma de Gramenet | | Santa Eugènia de Berga | |
|----------------------|-------------------------------|--------|-------------------------------|--------|----------------------------------|--------|---------------------------------|--------|---------------------------------|--------|-------------------------------|--------|
| Escrutado | 100% | | 100% | | 100% | | 100% | | 100% | | 100% | |
| Total votantes | 1.336 | 86,42% | 16.067 | 76,66% | 149 | 93,13% | 4.794 | 82,16% | 57.549 | 73,07% | 1.457 | 86,62% |
| Abstención | 210 | 13,58% | 4.892 | 23,34% | 11 | 6,88% | 1.041 | 17,84% | 21.206 | 26,93% | 225 | 13,38% |
| Votos nulos | 4 | 0,30% | 73 | 0,45% | 0 | 0% | 19 | 0,40% | 203 | 0,35% | 4 | 0,27% |
| Votos en blanco | 4 | 0,30% | 114 | 0,71% | 2 | 1,34% | 27 | 0,56% | 283 | 0,49% | 8 | 0,55% |
| Votos a candidaturas | 1.328 | 99,40% | 15.880 | 98,84% | 147 | 98,66% | 4.748 | 99,04% | 57.063 | 99,16% | 1.445 | 99,18% |

Candidaturas

| | | | | | | | | | | | | |
|-------------------------|-----|--------|-------|--------|-----|--------|-------|--------|--------|--------|-------|--------|
| JxSí | 992 | 74,47% | 4.538 | 28,37% | 118 | 79,19% | 1.730 | 36,23% | 7.815 | 13,63% | 1.145 | 78,80% |
| C's | 33 | 2,48% | 4.069 | 25,44% | 2 | 1,34% | 971 | 20,34% | 13.472 | 23,49% | 53 | 3,65% |
| PSC | 55 | 4,13% | 2.767 | 17,30% | 1 | 0,67% | 506 | 10,60% | 14.502 | 25,29% | 34 | 2,34% |
| CatSíqueesPot | 31 | 2,33% | 1.939 | 12,12% | 4 | 2,68% | 629 | 13,17% | 8.439 | 14,72% | 35 | 2,41% |
| PP | 36 | 2,70% | 1.325 | 8,28% | 3 | 2,01% | 293 | 6,14% | 7.994 | 13,94% | 42 | 2,89% |
| CUP | 143 | 10,74% | 666 | 4,16% | 12 | 8,05% | 446 | 9,34% | 3.197 | 5,57% | 105 | 7,23% |
| unio.cat | 34 | 2,55% | 334 | 2,09% | 6 | 4,03% | 105 | 2,20% | 726 | 1,27% | 25 | 1,72% |
| PACMA | 2 | 0,15% | 162 | 1,01% | 0 | 0% | 44 | 0,92% | 572 | 1,00% | 5 | 0,34% |
| RECORTES CERO-ELS VERDS | 2 | 0,15% | 80 | 0,50% | 1 | 0,67% | 24 | 0,50% | 346 | 0,60% | 1 | 0,07% |

| | Santa Eulàlia de Riuprimer | | Santa Eulàlia de Ronçana | | Santa Fe del Penedès | | Santa Margarida de Montbui | | Santa Margarida i els Monjos | | Santa Maria de Besora | |
|----------------------|-----------------------------------|--------|---------------------------------|--------|-----------------------------|--------|-----------------------------------|--------|-------------------------------------|--------|------------------------------|--------|
| Escrutado | 100% | | 100% | | 100% | | 100% | | 100% | | 100% | |
| Total votantes | 840 | 87,23% | 4.263 | 79,16% | 257 | 95,19% | 5.326 | 75,69% | 3.909 | 78,65% | 108 | 81,82% |
| Abstención | 123 | 12,77% | 1.122 | 20,84% | 13 | 4,81% | 1.711 | 24,31% | 1.061 | 21,35% | 24 | 18,18% |
| Votos nulos | 4 | 0,48% | 23 | 0,54% | 1 | 0,39% | 30 | 0,56% | 13 | 0,33% | 0 | 0% |
| Votos en blanco | 3 | 0,36% | 19 | 0,45% | 1 | 0,39% | 43 | 0,81% | 14 | 0,36% | 1 | 0,93% |
| Votos a candidaturas | 833 | 99,17% | 4.221 | 99,01% | 255 | 99,22% | 5.253 | 98,63% | 3.882 | 99,31% | 107 | 99,07% |

Candidaturas

| | | | | | | | | | | | | |
|-------------------------|-----|--------|-------|--------|-----|--------|-------|--------|-------|--------|----|--------|
| JxSí | 631 | 75,48% | 2.012 | 47,45% | 174 | 67,97% | 1.190 | 22,47% | 1.495 | 38,37% | 92 | 85,19% |
| C's | 37 | 4,43% | 758 | 17,88% | 17 | 6,64% | 1.297 | 24,49% | 723 | 18,56% | 2 | 1,85% |
| PSC | 22 | 2,63% | 348 | 8,21% | 5 | 1,95% | 1.235 | 23,32% | 673 | 17,27% | 0 | 0% |
| CatSíqueesPot | 8 | 0,96% | 332 | 7,83% | 3 | 1,17% | 565 | 10,67% | 308 | 7,91% | 1 | 0,93% |
| PP | 17 | 2,03% | 252 | 5,94% | 4 | 1,56% | 509 | 9,61% | 261 | 6,70% | 0 | 0% |
| CUP | 91 | 10,89% | 379 | 8,94% | 45 | 17,58% | 271 | 5,12% | 303 | 7,78% | 8 | 7,41% |
| unio.cat | 24 | 2,87% | 100 | 2,36% | 5 | 1,95% | 116 | 2,19% | 69 | 1,77% | 2 | 1,85% |
| PACMA | 3 | 0,36% | 22 | 0,52% | 2 | 0,78% | 43 | 0,81% | 37 | 0,95% | 0 | 0% |
| RECORTES CERO-ELS VERDS | 0 | 0% | 18 | 0,42% | 0 | 0% | 27 | 0,51% | 13 | 0,33% | 2 | 1,85% |

Municipios de Barcelona

| | Santa Maria de Martorelles | | Santa Maria de Merlès | | Santa Maria de Miralles | | Santa Maria de Palautordera | | Santa Maria d'Oló | | Santa Perpètua de Mogoda | |
|----------------------|-----------------------------------|--------|------------------------------|--------|--------------------------------|--------|------------------------------------|--------|--------------------------|--------|---------------------------------|--------|
| Escrutado | 100% | | 100% | | 100% | | 100% | | 100% | | 100% | |
| Total votantes | 548 | 84,31% | 105 | 75,00% | 96 | 86,49% | 5.493 | 82,89% | 754 | 89,87% | 14.279 | 78,01% |
| Abstención | 102 | 15,69% | 35 | 25,00% | 15 | 13,51% | 1.134 | 17,11% | 85 | 10,13% | 4.025 | 21,99% |
| Votos nulos | 1 | 0,18% | 0 | 0% | 0 | 0% | 16 | 0,29% | 1 | 0,13% | 57 | 0,40% |
| Votos en blanco | 1 | 0,18% | 0 | 0% | 0 | 0% | 28 | 0,51% | 6 | 0,80% | 73 | 0,51% |
| Votos a candidaturas | 546 | 99,64% | 105 | 100% | 96 | 100% | 5.449 | 99,20% | 747 | 99,07% | 14.149 | 99,09% |

Candidaturas

| | | | | | | | | | | | | |
|-------------------------|-----|--------|----|--------|----|--------|-------|--------|-----|--------|-------|--------|
| JxSí | 253 | 46,25% | 69 | 65,71% | 71 | 73,96% | 3.017 | 55,08% | 581 | 77,16% | 3.582 | 25,19% |
| C's | 42 | 7,68% | 3 | 2,86% | 5 | 5,21% | 506 | 9,24% | 19 | 2,52% | 3.804 | 26,75% |
| PSC | 37 | 6,76% | 2 | 1,90% | 2 | 2,08% | 505 | 9,22% | 17 | 2,26% | 2.116 | 14,88% |
| CatSíqueesPot | 75 | 13,71% | 4 | 3,81% | 8 | 8,33% | 320 | 5,84% | 9 | 1,20% | 2.087 | 14,67% |
| PP | 40 | 7,31% | 1 | 0,95% | 0 | 0% | 334 | 6,10% | 11 | 1,46% | 1.199 | 8,43% |
| CUP | 81 | 14,81% | 19 | 18,10% | 7 | 7,29% | 596 | 10,88% | 93 | 12,35% | 900 | 6,33% |
| unio.cat | 14 | 2,56% | 6 | 5,71% | 2 | 2,08% | 126 | 2,30% | 17 | 2,26% | 226 | 1,59% |
| PACMA | 2 | 0,37% | 1 | 0,95% | 0 | 0% | 34 | 0,62% | 0 | 0% | 155 | 1,09% |
| RECORTES CERO-ELS VERDS | 2 | 0,37% | 0 | 0% | 1 | 1,04% | 11 | 0,20% | 0 | 0% | 80 | 0,56% |

| | Santa Susanna | | Santpedor | | Sentmenat | | Seva | | Sitges | | Sobremunt | |
|----------------------|----------------------|--------|------------------|--------|------------------|--------|-------------|--------|---------------|--------|------------------|--------|
| Escrutado | 100% | | 100% | | 100% | | 100% | | 100% | | 100% | |
| Total votantes | 1.828 | 78,76% | 4.698 | 82,57% | 5.049 | 78,76% | 2.259 | 85,41% | 14.030 | 76,32% | 63 | 91,30% |
| Abstención | 493 | 21,24% | 992 | 17,43% | 1.362 | 21,24% | 386 | 14,59% | 4.352 | 23,68% | 6 | 8,70% |
| Votos nulos | 10 | 0,55% | 19 | 0,40% | 15 | 0,30% | 12 | 0,53% | 37 | 0,26% | 0 | 0% |
| Votos en blanco | 5 | 0,27% | 17 | 0,36% | 30 | 0,59% | 7 | 0,31% | 68 | 0,48% | 0 | 0% |
| Votos a candidaturas | 1.813 | 99,18% | 4.662 | 99,23% | 5.004 | 99,11% | 2.240 | 99,16% | 13.925 | 99,25% | 63 | 100% |

Candidaturas

| | | | | | | | | | | | | |
|-------------------------|-----|--------|-------|--------|-------|--------|-------|--------|-------|--------|----|--------|
| JxSí | 789 | 43,40% | 2.873 | 61,40% | 1.951 | 38,76% | 1.641 | 73,03% | 5.825 | 41,63% | 46 | 73,02% |
| C's | 391 | 21,51% | 454 | 9,70% | 821 | 16,31% | 123 | 5,47% | 2.841 | 20,30% | 2 | 3,17% |
| PSC | 121 | 6,66% | 336 | 7,18% | 717 | 14,24% | 74 | 3,29% | 1.423 | 10,17% | 0 | 0% |
| CatSíqueesPot | 140 | 7,70% | 230 | 4,92% | 527 | 10,47% | 59 | 2,63% | 884 | 6,32% | 0 | 0% |
| PP | 160 | 8,80% | 210 | 4,49% | 322 | 6,40% | 77 | 3,43% | 1.194 | 8,53% | 1 | 1,59% |
| CUP | 163 | 8,97% | 418 | 8,93% | 498 | 9,89% | 224 | 9,97% | 1.157 | 8,27% | 12 | 19,05% |
| unio.cat | 39 | 2,15% | 124 | 2,65% | 100 | 1,99% | 39 | 1,74% | 470 | 3,36% | 1 | 1,59% |
| PACMA | 4 | 0,22% | 11 | 0,24% | 56 | 1,11% | 1 | 0,04% | 96 | 0,69% | 1 | 1,59% |
| RECORTES CERO-ELS VERDS | 6 | 0,33% | 6 | 0,13% | 12 | 0,24% | 2 | 0,09% | 35 | 0,25% | 0 | 0% |

| | Sora | | Subirats | | Súria | | Tagamanent | | Talamanca | | Taradell | |
|----------------------|-------------|--------|-----------------|--------|--------------|--------|-------------------|--------|------------------|--------|-----------------|--------|
| Escrutado | 100% | | 100% | | 100% | | 100% | | 100% | | 100% | |
| Total votantes | 137 | 88,96% | 1.940 | 84,27% | 3.699 | 78,54% | 194 | 81,86% | 143 | 89,94% | 4.080 | 85,91% |
| Abstención | 17 | 11,04% | 362 | 15,73% | 1.011 | 21,46% | 43 | 18,14% | 16 | 10,06% | 669 | 14,09% |
| Votos nulos | 0 | 0% | 7 | 0,36% | 14 | 0,38% | 0 | 0% | 0 | 0% | 7 | 0,17% |
| Votos en blanco | 1 | 0,73% | 6 | 0,31% | 24 | 0,65% | 1 | 0,52% | 0 | 0% | 28 | 0,69% |
| Votos a candidaturas | 136 | 99,27% | 1.927 | 99,33% | 3.661 | 98,97% | 193 | 99,48% | 143 | 100% | 4.045 | 99,14% |

Candidaturas

| | | | | | | | | | | | | |
|-------------------------|-----|--------|-------|--------|-------|--------|-----|--------|-----|--------|-------|--------|
| JxSí | 103 | 75,18% | 1.260 | 65,18% | 1.539 | 41,76% | 125 | 64,43% | 111 | 77,62% | 3.166 | 77,73% |
| C's | 2 | 1,46% | 87 | 4,50% | 610 | 16,55% | 11 | 5,67% | 8 | 5,59% | 130 | 3,19% |
| PSC | 3 | 2,19% | 112 | 5,79% | 674 | 18,29% | 7 | 3,61% | 2 | 1,40% | 109 | 2,68% |
| CatSíqueesPot | 2 | 1,46% | 61 | 3,16% | 205 | 5,56% | 7 | 3,61% | 3 | 2,10% | 72 | 1,77% |
| PP | 0 | 0% | 95 | 4,91% | 152 | 4,12% | 7 | 3,61% | 5 | 3,50% | 119 | 2,92% |
| CUP | 17 | 12,41% | 259 | 13,40% | 358 | 9,72% | 32 | 16,49% | 11 | 7,69% | 344 | 8,45% |
| unio.cat | 8 | 5,84% | 38 | 1,97% | 103 | 2,80% | 2 | 1,03% | 2 | 1,40% | 89 | 2,19% |
| PACMA | 0 | 0% | 9 | 0,47% | 11 | 0,30% | 1 | 0,52% | 1 | 0,70% | 11 | 0,27% |
| RECORTES CERO-ELS VERDS | 1 | 0,73% | 6 | 0,31% | 9 | 0,24% | 1 | 0,52% | 0 | 0% | 5 | 0,12% |

Municipios de Barcelona

| | Tavernòles | | Tavertet | | Teià | | Terrassa | | Tiana | | Tona | |
|----------------------|-------------|--------|-------------|--------|-------------|--------|-------------|--------|-------------|--------|-------------|--------|
| Escrutado | 100% | | 100% | | 100% | | 100% | | 100% | | 100% | |
| Total votantes | 234 | 92,86% | 88 | 86,27% | 4.056 | 83,56% | 118.222 | 77,21% | 5.553 | 85,60% | 4.871 | 81,31% |
| Abstención | 18 | 7,14% | 14 | 13,73% | 798 | 16,44% | 34.904 | 22,79% | 934 | 14,40% | 1.120 | 18,69% |
| Votos nulos | 0 | 0% | 1 | 1,14% | 5 | 0,12% | 395 | 0,33% | 7 | 0,13% | 18 | 0,37% |
| Votos en blanco | 3 | 1,28% | 1 | 1,14% | 17 | 0,42% | 630 | 0,53% | 27 | 0,49% | 34 | 0,70% |
| Votos a candidaturas | 231 | 98,72% | 86 | 97,73% | 4.034 | 99,46% | 117.197 | 99,13% | 5.519 | 99,39% | 4.819 | 98,93% |

Candidaturas

| | | | | | | | | | | | | |
|-------------------------|-----|--------|----|--------|-------|--------|--------|--------|-------|--------|-------|--------|
| JxSí | 193 | 82,48% | 60 | 68,97% | 2.333 | 57,59% | 38.671 | 32,82% | 2.963 | 53,43% | 3.259 | 67,15% |
| C's | 3 | 1,28% | 2 | 2,30% | 501 | 12,37% | 26.190 | 22,23% | 548 | 9,88% | 328 | 6,76% |
| PSC | 1 | 0,43% | 3 | 3,45% | 212 | 5,23% | 17.692 | 15,02% | 428 | 7,72% | 292 | 6,02% |
| CatSíqueesPot | 3 | 1,28% | 4 | 4,60% | 217 | 5,36% | 13.200 | 11,20% | 339 | 6,11% | 168 | 3,46% |
| PP | 6 | 2,56% | 1 | 1,15% | 234 | 5,78% | 8.625 | 7,32% | 449 | 8,10% | 208 | 4,29% |
| CUP | 15 | 6,41% | 15 | 17,24% | 395 | 9,75% | 8.388 | 7,12% | 573 | 10,33% | 412 | 8,49% |
| unio.cat | 9 | 3,85% | 1 | 1,15% | 104 | 2,57% | 2.502 | 2,12% | 168 | 3,03% | 122 | 2,51% |
| PACMA | 1 | 0,43% | 0 | 0% | 25 | 0,62% | 1.273 | 1,08% | 37 | 0,67% | 24 | 0,49% |
| RECORTES CERO-ELS VERDS | 0 | 0% | 0 | 0% | 13 | 0,32% | 656 | 0,56% | 14 | 0,25% | 6 | 0,12% |

| | Tordera | | Torelló | | Torre de Claramunt, la | | Torrelavit | | Torrelles de Foix | | Torrelles de Llobregat | |
|----------------------|-------------|--------|-------------|--------|------------------------|--------|-------------|--------|-------------------|--------|------------------------|--------|
| Escrutado | 100% | | 100% | | 100% | | 100% | | 100% | | 100% | |
| Total votantes | 8.719 | 72,14% | 8.376 | 81,57% | 2.250 | 77,75% | 904 | 86,18% | 1.161 | 71,40% | 3.476 | 81,27% |
| Abstención | 3.367 | 27,86% | 1.893 | 18,43% | 644 | 22,25% | 145 | 13,82% | 465 | 28,60% | 801 | 18,73% |
| Votos nulos | 52 | 0,60% | 36 | 0,43% | 10 | 0,44% | 2 | 0,22% | 5 | 0,43% | 2 | 0,06% |
| Votos en blanco | 51 | 0,58% | 40 | 0,48% | 15 | 0,67% | 8 | 0,88% | 5 | 0,43% | 11 | 0,32% |
| Votos a candidaturas | 8.616 | 98,82% | 8.300 | 99,09% | 2.225 | 98,89% | 894 | 98,89% | 1.151 | 99,14% | 3.463 | 99,63% |

Candidaturas

| | | | | | | | | | | | | |
|-------------------------|-------|--------|-------|--------|-----|--------|-----|--------|-----|--------|-------|--------|
| JxSí | 3.789 | 43,72% | 5.389 | 64,62% | 780 | 34,82% | 613 | 67,96% | 498 | 43,08% | 1.719 | 49,48% |
| C's | 1.386 | 15,99% | 589 | 7,06% | 484 | 21,61% | 37 | 4,10% | 98 | 8,48% | 509 | 14,65% |
| PSC | 1.135 | 13,10% | 672 | 8,06% | 351 | 15,67% | 40 | 4,43% | 201 | 17,39% | 285 | 8,20% |
| CatSíqueesPot | 734 | 8,47% | 325 | 3,90% | 182 | 8,13% | 31 | 3,44% | 103 | 8,91% | 310 | 8,92% |
| PP | 706 | 8,15% | 296 | 3,55% | 170 | 7,59% | 31 | 3,44% | 115 | 9,95% | 147 | 4,23% |
| CUP | 514 | 5,93% | 805 | 9,65% | 150 | 6,70% | 112 | 12,42% | 85 | 7,35% | 373 | 10,74% |
| unio.cat | 238 | 2,75% | 180 | 2,16% | 67 | 2,99% | 22 | 2,44% | 35 | 3,03% | 72 | 2,07% |
| PACMA | 91 | 1,05% | 31 | 0,37% | 25 | 1,12% | 3 | 0,33% | 15 | 1,30% | 33 | 0,95% |
| RECORTES CERO-ELS VERDS | 23 | 0,27% | 13 | 0,16% | 16 | 0,71% | 5 | 0,55% | 1 | 0,09% | 15 | 0,43% |

| | Ullastrell | | Vacarisses | | Vallbona d'Anoia | | Vallcebre | | Vallgorguina | | Vallirana | |
|----------------------|-------------|--------|-------------|--------|------------------|--------|-------------|--------|--------------|--------|-------------|--------|
| Escrutado | 100% | | 100% | | 100% | | 100% | | 100% | | 100% | |
| Total votantes | 1.301 | 86,79% | 3.534 | 78,03% | 896 | 82,81% | 192 | 86,88% | 1.600 | 81,47% | 8.221 | 75,72% |
| Abstención | 198 | 13,21% | 995 | 21,97% | 186 | 17,19% | 29 | 13,12% | 364 | 18,53% | 2.636 | 24,28% |
| Votos nulos | 5 | 0,38% | 8 | 0,23% | 7 | 0,78% | 0 | 0% | 3 | 0,19% | 27 | 0,33% |
| Votos en blanco | 3 | 0,23% | 29 | 0,82% | 5 | 0,56% | 0 | 0% | 13 | 0,81% | 55 | 0,67% |
| Votos a candidaturas | 1.293 | 99,39% | 3.497 | 98,95% | 884 | 98,66% | 192 | 100% | 1.584 | 99,00% | 8.139 | 99,00% |

Candidaturas

| | | | | | | | | | | | | |
|-------------------------|-----|--------|-------|--------|-----|--------|-----|--------|-----|--------|-------|--------|
| JxSí | 792 | 61,11% | 1.348 | 38,23% | 440 | 49,49% | 149 | 77,60% | 946 | 59,24% | 2.614 | 31,90% |
| C's | 122 | 9,41% | 708 | 20,08% | 78 | 8,77% | 2 | 1,04% | 146 | 9,14% | 1.850 | 22,58% |
| PSC | 82 | 6,33% | 392 | 11,12% | 112 | 12,60% | 11 | 5,73% | 68 | 4,26% | 1.428 | 17,43% |
| CatSíqueesPot | 69 | 5,32% | 385 | 10,92% | 59 | 6,64% | 2 | 1,04% | 96 | 6,01% | 801 | 9,78% |
| PP | 40 | 3,09% | 224 | 6,35% | 70 | 7,87% | 4 | 2,08% | 75 | 4,70% | 628 | 7,66% |
| CUP | 149 | 11,50% | 317 | 8,99% | 95 | 10,69% | 20 | 10,42% | 202 | 12,65% | 521 | 6,36% |
| unio.cat | 25 | 1,93% | 77 | 2,18% | 23 | 2,59% | 4 | 2,08% | 34 | 2,13% | 189 | 2,31% |
| PACMA | 10 | 0,77% | 34 | 0,96% | 6 | 0,67% | 0 | 0% | 11 | 0,69% | 78 | 0,95% |
| RECORTES CERO-ELS VERDS | 4 | 0,31% | 12 | 0,34% | 1 | 0,11% | 0 | 0% | 6 | 0,38% | 30 | 0,37% |

Municipios de Barcelona

| | Vallromanes | | Veciana | | Vic | | Vilada | | Viladecans | | Viladecavalls | |
|----------------------|-------------|--------|-------------|--------|-------------|--------|-------------|--------|-------------|--------|---------------|--------|
| Escrutado | 100% | | 100% | | 100% | | 100% | | 100% | | 100% | |
| Total votantes | 1.531 | 85,72% | 108 | 77,70% | 21.080 | 79,94% | 330 | 83,76% | 37.488 | 77,26% | 4.704 | 82,80% |
| Abstención | 255 | 14,28% | 31 | 22,30% | 5.291 | 20,06% | 64 | 16,24% | 11.035 | 22,74% | 977 | 17,20% |
| Votos nulos | 2 | 0,13% | 0 | 0% | 51 | 0,24% | 4 | 1,21% | 139 | 0,37% | 15 | 0,32% |
| Votos en blanco | 11 | 0,72% | 0 | 0% | 84 | 0,40% | 0 | 0% | 182 | 0,49% | 25 | 0,53% |
| Votos a candidaturas | 1.518 | 99,15% | 108 | 100% | 20.945 | 99,36% | 326 | 98,79% | 37.167 | 99,14% | 4.664 | 99,15% |

Candidaturas

| | | | | | | | | | | | | |
|-------------------------|-----|--------|----|--------|--------|--------|-----|--------|--------|--------|-------|--------|
| JxSí | 875 | 57,23% | 77 | 71,30% | 14.032 | 66,73% | 234 | 71,78% | 6.645 | 17,79% | 1.828 | 38,98% |
| C's | 248 | 16,22% | 2 | 1,85% | 1.660 | 7,89% | 5 | 1,53% | 10.534 | 28,20% | 1.023 | 21,82% |
| PSC | 68 | 4,45% | 2 | 1,85% | 1.196 | 5,69% | 17 | 5,21% | 8.158 | 21,84% | 489 | 10,43% |
| CatSíqueesPot | 64 | 4,19% | 2 | 1,85% | 650 | 3,09% | 1 | 0,31% | 5.580 | 14,94% | 469 | 10,00% |
| PP | 90 | 5,89% | 10 | 9,26% | 892 | 4,24% | 13 | 3,99% | 3.260 | 8,73% | 336 | 7,17% |
| CUP | 98 | 6,41% | 6 | 5,56% | 1.821 | 8,66% | 44 | 13,50% | 1.710 | 4,58% | 376 | 8,02% |
| unio.cat | 67 | 4,38% | 8 | 7,41% | 606 | 2,88% | 10 | 3,07% | 635 | 1,70% | 84 | 1,79% |
| PACMA | 8 | 0,52% | 1 | 0,93% | 56 | 0,27% | 2 | 0,61% | 404 | 1,08% | 34 | 0,73% |
| RECORTES CERO-ELS VERDS | 0 | 0% | 0 | 0% | 32 | 0,15% | 0 | 0% | 241 | 0,65% | 25 | 0,53% |

| | Vilafranca del Penedès | | Vilalba Sasserra | | Vilanova de Sau | | Vilanova del Camí | | Vilanova del Vallès | | Vilanova i la Geltrú | |
|----------------------|------------------------|--------|------------------|--------|-----------------|--------|-------------------|--------|---------------------|--------|----------------------|--------|
| Escrutado | 100% | | 100% | | 100% | | 100% | | 100% | | 100% | |
| Total votantes | 21.513 | 78,85% | 384 | 75,15% | 239 | 87,23% | 6.983 | 75,73% | 3.094 | 82,48% | 37.034 | 76,91% |
| Abstención | 5.769 | 21,15% | 127 | 24,85% | 35 | 12,77% | 2.238 | 24,27% | 657 | 17,52% | 11.118 | 23,09% |
| Votos nulos | 101 | 0,47% | 5 | 1,30% | 2 | 0,84% | 24 | 0,34% | 8 | 0,26% | 112 | 0,30% |
| Votos en blanco | 92 | 0,43% | 2 | 0,52% | 2 | 0,84% | 60 | 0,86% | 16 | 0,52% | 160 | 0,43% |
| Votos a candidaturas | 21.320 | 99,10% | 377 | 98,18% | 235 | 98,33% | 6.899 | 98,80% | 3.070 | 99,22% | 36.762 | 99,27% |

Candidaturas

| | | | | | | | | | | | | |
|-------------------------|--------|--------|-----|--------|-----|--------|-------|--------|-------|--------|--------|--------|
| JxSí | 10.748 | 50,20% | 207 | 54,62% | 155 | 65,40% | 1.528 | 21,96% | 1.409 | 45,66% | 13.679 | 37,05% |
| C's | 2.844 | 13,28% | 47 | 12,40% | 12 | 5,06% | 1.932 | 27,76% | 626 | 20,29% | 7.044 | 19,08% |
| PSC | 2.254 | 10,53% | 24 | 6,33% | 11 | 4,64% | 1.460 | 20,98% | 246 | 7,97% | 4.912 | 13,30% |
| CatSíqueesPot | 1.212 | 5,66% | 26 | 6,86% | 8 | 3,38% | 721 | 10,36% | 233 | 7,55% | 3.644 | 9,87% |
| PP | 1.216 | 5,68% | 22 | 5,80% | 5 | 2,11% | 634 | 9,11% | 207 | 6,71% | 2.264 | 6,13% |
| CUP | 2.383 | 11,13% | 31 | 8,18% | 43 | 18,14% | 366 | 5,26% | 246 | 7,97% | 4.027 | 10,91% |
| unio.cat | 482 | 2,25% | 13 | 3,43% | 1 | 0,42% | 162 | 2,33% | 62 | 2,01% | 812 | 2,20% |
| PACMA | 125 | 0,58% | 3 | 0,79% | 0 | 0% | 65 | 0,93% | 26 | 0,84% | 240 | 0,65% |
| RECORTES CERO-ELS VERDS | 56 | 0,26% | 4 | 1,06% | 0 | 0% | 31 | 0,45% | 15 | 0,49% | 140 | 0,38% |

| | Vilassar de Dalt | | Vilassar de Mar | | Vilobí del Penedès | | Viver i Serrateix | |
|----------------------|------------------|--------|-----------------|--------|--------------------|--------|-------------------|--------|
| Escrutado | 100% | | 100% | | 100% | | 100% | |
| Total votantes | 5.700 | 83,09% | 12.848 | 84,00% | 698 | 85,12% | 117 | 89,31% |
| Abstención | 1.160 | 16,91% | 2.447 | 16,00% | 122 | 14,88% | 14 | 10,69% |
| Votos nulos | 19 | 0,33% | 35 | 0,27% | 3 | 0,43% | 0 | 0% |
| Votos en blanco | 28 | 0,49% | 84 | 0,65% | 2 | 0,29% | 0 | 0% |
| Votos a candidaturas | 5.653 | 99,18% | 12.729 | 99,07% | 693 | 99,28% | 117 | 100% |

Candidaturas

| | | | | | | | | |
|-------------------------|-------|--------|-------|--------|-----|--------|----|--------|
| JxSí | 3.127 | 55,04% | 6.586 | 51,40% | 495 | 71,22% | 99 | 84,62% |
| C's | 643 | 11,32% | 1.919 | 14,98% | 35 | 5,04% | 0 | 0% |
| PSC | 437 | 7,69% | 881 | 6,88% | 37 | 5,32% | 4 | 3,42% |
| CatSíqueesPot | 287 | 5,05% | 810 | 6,32% | 18 | 2,59% | 0 | 0% |
| PP | 389 | 6,85% | 728 | 5,68% | 20 | 2,88% | 1 | 0,85% |
| CUP | 566 | 9,96% | 1.288 | 10,05% | 73 | 10,50% | 12 | 10,26% |
| unio.cat | 171 | 3,01% | 411 | 3,21% | 11 | 1,58% | 1 | 0,85% |
| PACMA | 22 | 0,39% | 71 | 0,55% | 3 | 0,43% | 0 | 0% |
| RECORTES CERO-ELS VERDS | 11 | 0,19% | 35 | 0,27% | 1 | 0,14% | 0 | 0% |

Municipios de Girona

| | Residentes ausentes | | Agullana | | Aiguaviva | | Albanyà | | Albons | | Alp | |
|-------------------------|---------------------|--------|-------------|--------|-------------|--------|---------------------|--------|---------------|--------|-------------------------|--------|
| Escrutado | 100% | | 100% | | 100% | | 100% | | 100% | | 100% | |
| Total votantes | 1.421 | 9,31% | 482 | 83,25% | 501 | 89,62% | 86 | 84,31% | 449 | 87,35% | 903 | 79,91% |
| Abstención | 13.845 | 90,69% | 97 | 16,75% | 58 | 10,38% | 16 | 15,69% | 65 | 12,65% | 227 | 20,09% |
| Votos nulos | 2 | 0,14% | 5 | 1,04% | 2 | 0,40% | 0 | 0% | 4 | 0,89% | 1 | 0,11% |
| Votos en blanco | 12 | 0,84% | 1 | 0,21% | 3 | 0,60% | 0 | 0% | 0 | 0% | 4 | 0,44% |
| Votos a candidaturas | 1.407 | 99,01% | 476 | 98,76% | 496 | 99,00% | 86 | 100% | 445 | 99,11% | 898 | 99,45% |
| Candidaturas | | | | | | | | | | | | |
| JxSí | 848 | 59,76% | 298 | 62,47% | 341 | 68,34% | 55 | 63,95% | 293 | 65,84% | 610 | 67,63% |
| C's | 100 | 7,05% | 31 | 6,50% | 47 | 9,42% | 0 | 0% | 36 | 8,09% | 91 | 10,09% |
| PSC | 80 | 5,64% | 26 | 5,45% | 15 | 3,01% | 6 | 6,98% | 21 | 4,72% | 52 | 5,76% |
| CUP | 146 | 10,29% | 80 | 16,77% | 43 | 8,62% | 21 | 24,42% | 59 | 13,26% | 75 | 8,31% |
| PP | 88 | 6,20% | 15 | 3,14% | 15 | 3,01% | 1 | 1,16% | 10 | 2,25% | 25 | 2,77% |
| CatSíqueesPot | 68 | 4,79% | 16 | 3,35% | 16 | 3,21% | 2 | 2,33% | 16 | 3,60% | 12 | 1,33% |
| unio.cat | 50 | 3,52% | 9 | 1,89% | 19 | 3,81% | 1 | 1,16% | 2 | 0,45% | 21 | 2,33% |
| PACMA | 11 | 0,78% | 1 | 0,21% | 0 | 0% | 0 | 0% | 2 | 0,45% | 11 | 1,22% |
| RECORTES CERO-ELS VERDS | 12 | 0,85% | 0 | 0% | 0 | 0% | 0 | 0% | 5 | 1,12% | 0 | 0% |
| PIRATA.CAT/XDT | 1 | 0,07% | 0 | 0% | 0 | 0% | 0 | 0% | 1 | 0,22% | 1 | 0,11% |
| GANEMOS | 3 | 0,21% | 0 | 0% | 0 | 0% | 0 | 0% | 0 | 0% | 0 | 0% |
| Candidaturas | | | | | | | | | | | | |
| | Amer | | Anglès | | Arbúcies | | Argelaguer | | Armentera, l' | | Avinyonet de Puigventós | |
| Escrutado | 100% | | 100% | | 100% | | 100% | | 100% | | 100% | |
| Total votantes | 1.459 | 84,63% | 2.876 | 78,82% | 3.411 | 84,37% | 292 | 87,95% | 563 | 87,69% | 914 | 80,04% |
| Abstención | 265 | 15,37% | 773 | 21,18% | 632 | 15,63% | 40 | 12,05% | 79 | 12,31% | 228 | 19,96% |
| Votos nulos | 8 | 0,55% | 52 | 1,81% | 35 | 1,03% | 1 | 0,34% | 2 | 0,36% | 6 | 0,66% |
| Votos en blanco | 4 | 0,27% | 13 | 0,45% | 16 | 0,47% | 5 | 1,71% | 5 | 0,89% | 1 | 0,11% |
| Votos a candidaturas | 1.447 | 99,18% | 2.811 | 97,74% | 3.360 | 98,50% | 286 | 97,95% | 556 | 98,76% | 907 | 99,23% |
| Candidaturas | | | | | | | | | | | | |
| JxSí | 1.130 | 77,88% | 2.038 | 72,17% | 2.493 | 73,84% | 186 | 63,92% | 395 | 70,41% | 513 | 56,50% |
| C's | 36 | 2,48% | 150 | 5,31% | 117 | 3,47% | 5 | 1,72% | 11 | 1,96% | 143 | 15,75% |
| PSC | 62 | 4,27% | 132 | 4,67% | 134 | 3,97% | 8 | 2,75% | 25 | 4,46% | 64 | 7,05% |
| CUP | 103 | 7,10% | 231 | 8,18% | 342 | 10,13% | 65 | 22,34% | 72 | 12,83% | 48 | 5,29% |
| PP | 55 | 3,79% | 104 | 3,68% | 99 | 2,93% | 2 | 0,69% | 21 | 3,74% | 74 | 8,15% |
| CatSíqueesPot | 27 | 1,86% | 86 | 3,05% | 96 | 2,84% | 13 | 4,47% | 10 | 1,78% | 45 | 4,96% |
| unio.cat | 33 | 2,27% | 56 | 1,98% | 65 | 1,93% | 6 | 2,06% | 16 | 2,85% | 12 | 1,32% |
| PACMA | 1 | 0,07% | 4 | 0,14% | 5 | 0,15% | 0 | 0% | 3 | 0,53% | 5 | 0,55% |
| RECORTES CERO-ELS VERDS | 0 | 0% | 5 | 0,18% | 1 | 0,03% | 0 | 0% | 1 | 0,18% | 1 | 0,11% |
| PIRATA.CAT/XDT | 0 | 0% | 2 | 0,07% | 3 | 0,09% | 1 | 0,34% | 2 | 0,36% | 2 | 0,22% |
| GANEMOS | 0 | 0% | 3 | 0,11% | 5 | 0,15% | 0 | 0% | 0 | 0% | 0 | 0% |
| Candidaturas | | | | | | | | | | | | |
| | Banyoles | | Bàscara | | Begur | | Bellcaire d'Empordà | | Besalú | | Bescanó | |
| Escrutado | 100% | | 100% | | 100% | | 100% | | 100% | | 100% | |
| Total votantes | 10.190 | 81,66% | 610 | 84,60% | 2.206 | 79,44% | 418 | 85,66% | 1.507 | 84,85% | 3.058 | 85,51% |
| Abstención | 2.288 | 18,34% | 111 | 15,40% | 571 | 20,56% | 70 | 14,34% | 269 | 15,15% | 518 | 14,49% |
| Votos nulos | 44 | 0,43% | 4 | 0,66% | 9 | 0,41% | 2 | 0,48% | 9 | 0,60% | 32 | 1,05% |
| Votos en blanco | 34 | 0,33% | 7 | 1,15% | 3 | 0,14% | 2 | 0,48% | 7 | 0,46% | 24 | 0,78% |
| Votos a candidaturas | 10.112 | 99,23% | 599 | 98,20% | 2.194 | 99,46% | 414 | 99,04% | 1.491 | 98,94% | 3.002 | 98,17% |
| Candidaturas | | | | | | | | | | | | |
| JxSí | 7.270 | 71,65% | 405 | 66,83% | 1.098 | 49,98% | 295 | 70,91% | 1.145 | 76,44% | 2.219 | 73,33% |
| C's | 505 | 4,98% | 35 | 5,78% | 366 | 16,66% | 15 | 3,61% | 32 | 2,14% | 158 | 5,22% |
| PSC | 407 | 4,01% | 32 | 5,28% | 244 | 11,11% | 30 | 7,21% | 86 | 5,74% | 114 | 3,77% |
| CUP | 1.064 | 10,49% | 68 | 11,22% | 141 | 6,42% | 43 | 10,34% | 128 | 8,54% | 271 | 8,96% |
| PP | 370 | 3,65% | 32 | 5,28% | 135 | 6,14% | 6 | 1,44% | 35 | 2,34% | 76 | 2,51% |
| CatSíqueesPot | 270 | 2,66% | 16 | 2,64% | 128 | 5,83% | 12 | 2,88% | 36 | 2,40% | 102 | 3,37% |
| unio.cat | 183 | 1,80% | 9 | 1,49% | 50 | 2,28% | 10 | 2,40% | 24 | 1,60% | 49 | 1,62% |
| PACMA | 24 | 0,24% | 1 | 0,17% | 22 | 1,00% | 1 | 0,24% | 0 | 0% | 7 | 0,23% |
| RECORTES CERO-ELS VERDS | 11 | 0,11% | 0 | 0% | 5 | 0,23% | 2 | 0,48% | 1 | 0,07% | 3 | 0,10% |
| PIRATA.CAT/XDT | 2 | 0,02% | 1 | 0,17% | 2 | 0,09% | 0 | 0% | 3 | 0,20% | 3 | 0,10% |
| GANEMOS | 6 | 0,06% | 0 | 0% | 3 | 0,14% | 0 | 0% | 1 | 0,07% | 0 | 0% |

Municipios de Girona

| | Beuda | | Bisbal d'Empordà, la | | Biure | | Blanes | | Boadella i les Escaules | | Bolvir | |
|----------------------|--------------|--------|-----------------------------|--------|--------------|--------|---------------|--------|--------------------------------|--------|---------------|--------|
| Escrutado | 100% | | 100% | | 100% | | 100% | | 100% | | 100% | |
| Total votantes | 114 | 82,01% | 5.362 | 77,53% | 147 | 80,33% | 20.267 | 74,16% | 163 | 81,09% | 225 | 80,07% |
| Abstención | 25 | 17,99% | 1.554 | 22,47% | 36 | 19,67% | 7.060 | 25,84% | 38 | 18,91% | 56 | 19,93% |
| Votos nulos | 0 | 0% | 22 | 0,41% | 0 | 0% | 154 | 0,76% | 1 | 0,61% | 3 | 1,33% |
| Votos en blanco | 0 | 0% | 22 | 0,41% | 2 | 1,36% | 122 | 0,60% | 2 | 1,23% | 4 | 1,78% |
| Votos a candidaturas | 114 | 100% | 5.318 | 99,18% | 145 | 98,64% | 19.991 | 98,64% | 160 | 98,16% | 218 | 96,89% |

Candidaturas

| | | | | | | | | | | | | |
|-------------------------|----|--------|-------|--------|----|--------|-------|--------|----|--------|-----|--------|
| JxSí | 66 | 57,89% | 3.125 | 58,52% | 77 | 52,38% | 6.682 | 33,22% | 97 | 59,88% | 157 | 70,72% |
| C's | 2 | 1,75% | 380 | 7,12% | 9 | 6,12% | 4.127 | 20,52% | 10 | 6,17% | 13 | 5,86% |
| PSC | 12 | 10,53% | 549 | 10,28% | 9 | 6,12% | 2.845 | 14,15% | 5 | 3,09% | 5 | 2,25% |
| CUP | 29 | 25,44% | 679 | 12,72% | 20 | 13,61% | 1.428 | 7,10% | 25 | 15,43% | 11 | 4,95% |
| PP | 0 | 0% | 244 | 4,57% | 21 | 14,29% | 1.669 | 8,30% | 12 | 7,41% | 12 | 5,41% |
| CatSíqueesPot | 3 | 2,63% | 210 | 3,93% | 5 | 3,40% | 2.585 | 12,85% | 5 | 3,09% | 3 | 1,35% |
| unio.cat | 1 | 0,88% | 100 | 1,87% | 4 | 2,72% | 411 | 2,04% | 4 | 2,47% | 16 | 7,21% |
| PACMA | 0 | 0% | 17 | 0,32% | 0 | 0% | 143 | 0,71% | 1 | 0,62% | 1 | 0,45% |
| RECORTES CERO-ELS VERDS | 1 | 0,88% | 7 | 0,13% | 0 | 0% | 73 | 0,36% | 0 | 0% | 0 | 0% |
| PIRATA.CAT/XDT | 0 | 0% | 4 | 0,07% | 0 | 0% | 11 | 0,05% | 1 | 0,62% | 0 | 0% |
| GANEMOS | 0 | 0% | 3 | 0,06% | 0 | 0% | 17 | 0,08% | 0 | 0% | 0 | 0% |

| | Bordils | | Borrassà | | Breda | | Brunyola | | Cabanelles | | Cabanes | |
|----------------------|----------------|--------|-----------------|--------|--------------|--------|-----------------|--------|-------------------|--------|----------------|--------|
| Escrutado | 100% | | 100% | | 100% | | 100% | | 100% | | 100% | |
| Total votantes | 956 | 85,74% | 466 | 86,94% | 2.366 | 83,84% | 243 | 80,73% | 132 | 79,04% | 511 | 79,60% |
| Abstención | 159 | 14,26% | 70 | 13,06% | 456 | 16,16% | 58 | 19,27% | 35 | 20,96% | 131 | 20,40% |
| Votos nulos | 5 | 0,52% | 2 | 0,43% | 35 | 1,48% | 2 | 0,82% | 0 | 0% | 0 | 0% |
| Votos en blanco | 1 | 0,10% | 1 | 0,21% | 5 | 0,21% | 1 | 0,41% | 1 | 0,76% | 6 | 1,17% |
| Votos a candidaturas | 950 | 99,37% | 463 | 99,36% | 2.326 | 98,31% | 240 | 98,77% | 131 | 99,24% | 505 | 98,83% |

Candidaturas

| | | | | | | | | | | | | |
|-------------------------|-----|--------|-----|--------|-------|--------|-----|--------|----|--------|-----|--------|
| JxSí | 671 | 70,56% | 339 | 73,06% | 1.540 | 66,07% | 188 | 78,01% | 88 | 66,67% | 276 | 54,01% |
| C's | 36 | 3,79% | 40 | 8,62% | 151 | 6,48% | 14 | 5,81% | 6 | 4,55% | 89 | 17,42% |
| PSC | 36 | 3,79% | 13 | 2,80% | 166 | 7,12% | 0 | 0% | 2 | 1,52% | 25 | 4,89% |
| CUP | 121 | 12,72% | 37 | 7,97% | 258 | 11,07% | 25 | 10,37% | 24 | 18,18% | 44 | 8,61% |
| PP | 41 | 4,31% | 9 | 1,94% | 98 | 4,20% | 2 | 0,83% | 6 | 4,55% | 48 | 9,39% |
| CatSíqueesPot | 21 | 2,21% | 11 | 2,37% | 75 | 3,22% | 3 | 1,24% | 4 | 3,03% | 12 | 2,35% |
| unio.cat | 24 | 2,52% | 12 | 2,59% | 33 | 1,42% | 6 | 2,49% | 1 | 0,76% | 8 | 1,57% |
| PACMA | 0 | 0% | 0 | 0% | 3 | 0,13% | 0 | 0% | 0 | 0% | 1 | 0,20% |
| RECORTES CERO-ELS VERDS | 0 | 0% | 1 | 0,22% | 2 | 0,09% | 2 | 0,83% | 0 | 0% | 2 | 0,39% |
| PIRATA.CAT/XDT | 0 | 0% | 0 | 0% | 0 | 0% | 0 | 0% | 0 | 0% | 0 | 0% |
| GANEMOS | 0 | 0% | 1 | 0,22% | 0 | 0% | 0 | 0% | 0 | 0% | 0 | 0% |

| | Cadaqués | | Caldes de Malavella | | Calonge | | Camós | | Campdevàrol | | Campelles | |
|----------------------|-----------------|--------|----------------------------|--------|----------------|--------|--------------|--------|--------------------|--------|------------------|--------|
| Escrutado | 100% | | 100% | | 100% | | 100% | | 100% | | 100% | |
| Total votantes | 1.249 | 73,21% | 4.068 | 76,91% | 5.179 | 75,74% | 491 | 89,44% | 2.254 | 82,44% | 92 | 88,46% |
| Abstención | 457 | 26,79% | 1.221 | 23,09% | 1.659 | 24,26% | 58 | 10,56% | 480 | 17,56% | 12 | 11,54% |
| Votos nulos | 8 | 0,64% | 13 | 0,32% | 32 | 0,62% | 1 | 0,20% | 10 | 0,44% | 0 | 0% |
| Votos en blanco | 8 | 0,64% | 25 | 0,61% | 25 | 0,48% | 3 | 0,61% | 12 | 0,53% | 0 | 0% |
| Votos a candidaturas | 1.233 | 98,72% | 4.030 | 99,07% | 5.122 | 98,90% | 487 | 99,19% | 2.232 | 99,02% | 92 | 100% |

Candidaturas

| | | | | | | | | | | | | |
|-------------------------|-----|--------|-------|--------|-------|--------|-----|--------|-------|--------|----|--------|
| JxSí | 843 | 67,93% | 2.104 | 51,89% | 2.756 | 53,55% | 388 | 79,18% | 1.397 | 62,25% | 78 | 84,78% |
| C's | 116 | 9,35% | 571 | 14,08% | 773 | 15,02% | 12 | 2,45% | 234 | 10,43% | 0 | 0% |
| PSC | 71 | 5,72% | 345 | 8,51% | 476 | 9,25% | 12 | 2,45% | 151 | 6,73% | 0 | 0% |
| CUP | 81 | 6,53% | 317 | 7,82% | 429 | 8,33% | 30 | 6,12% | 210 | 9,36% | 8 | 8,70% |
| PP | 24 | 1,93% | 299 | 7,37% | 293 | 5,69% | 19 | 3,88% | 85 | 3,79% | 4 | 4,35% |
| CatSíqueesPot | 69 | 5,56% | 287 | 7,08% | 257 | 4,99% | 12 | 2,45% | 95 | 4,23% | 1 | 1,09% |
| unio.cat | 19 | 1,53% | 56 | 1,38% | 84 | 1,63% | 12 | 2,45% | 47 | 2,09% | 1 | 1,09% |
| PACMA | 2 | 0,16% | 26 | 0,64% | 27 | 0,52% | 2 | 0,41% | 4 | 0,18% | 0 | 0% |
| RECORTES CERO-ELS VERDS | 4 | 0,32% | 20 | 0,49% | 17 | 0,33% | 0 | 0% | 6 | 0,27% | 0 | 0% |
| PIRATA.CAT/XDT | 0 | 0% | 3 | 0,07% | 3 | 0,06% | 0 | 0% | 2 | 0,09% | 0 | 0% |
| GANEMOS | 4 | 0,32% | 2 | 0,05% | 7 | 0,14% | 0 | 0% | 1 | 0,04% | 0 | 0% |

Municipios de Girona

| | Campllong | | Camprodon | | Canet d'Adri | | Cantallops | | Capmany | | Cassà de la Selva | |
|-------------------------|---------------------------------|-------------|----------------------------|-------------|-----------------------------|-------------|---------------------------|-------------|---------------------------|-------------|--------------------------|-------------|
| Escurtado | | 100% | | 100% | | 100% | | 100% | | 100% | | 100% |
| Total votantes | 331 | 90,44% | 1.492 | 84,10% | 479 | 89,03% | 181 | 83,41% | 323 | 78,40% | 5.611 | 82,84% |
| Abstención | 35 | 9,56% | 282 | 15,90% | 59 | 10,97% | 36 | 16,59% | 89 | 21,60% | 1.162 | 17,16% |
| Votos nulos | 1 | 0,30% | 2 | 0,13% | 1 | 0,21% | 3 | 1,66% | 0 | 0% | 26 | 0,46% |
| Votos en blanco | 3 | 0,91% | 5 | 0,34% | 5 | 1,04% | 2 | 1,10% | 3 | 0,93% | 28 | 0,50% |
| Votos a candidaturas | 327 | 98,79% | 1.485 | 99,53% | 473 | 98,75% | 176 | 97,24% | 320 | 99,07% | 5.557 | 99,04% |
| Candidaturas | | | | | | | | | | | | |
| JxSí | 242 | 73,33% | 1.018 | 68,32% | 342 | 71,55% | 126 | 70,79% | 200 | 61,92% | 3.830 | 68,58% |
| C's | 24 | 7,27% | 61 | 4,09% | 19 | 3,97% | 6 | 3,37% | 24 | 7,43% | 509 | 9,11% |
| PSC | 9 | 2,73% | 113 | 7,58% | 13 | 2,72% | 14 | 7,87% | 22 | 6,81% | 331 | 5,93% |
| CUP | 28 | 8,48% | 133 | 8,93% | 68 | 14,23% | 17 | 9,55% | 23 | 7,12% | 426 | 7,63% |
| PP | 12 | 3,64% | 59 | 3,96% | 12 | 2,51% | 4 | 2,25% | 13 | 4,02% | 169 | 3,03% |
| CatSíqueesPot | 1 | 0,30% | 50 | 3,36% | 16 | 3,35% | 7 | 3,93% | 23 | 7,12% | 151 | 2,70% |
| unio.cat | 6 | 1,82% | 44 | 2,95% | 2 | 0,42% | 2 | 1,12% | 13 | 4,02% | 109 | 1,95% |
| PACMA | 4 | 1,21% | 5 | 0,34% | 0 | 0% | 0 | 0% | 0 | 0% | 22 | 0,39% |
| RECORTES CERO-ELS VERDS | 1 | 0,30% | 0 | 0% | 1 | 0,21% | 0 | 0% | 1 | 0,31% | 7 | 0,13% |
| PIRATA.CAT/XDT | 0 | 0% | 1 | 0,07% | 0 | 0% | 0 | 0% | 0 | 0% | 2 | 0,04% |
| GANEMOS | 0 | 0% | 1 | 0,07% | 0 | 0% | 0 | 0% | 1 | 0,31% | 1 | 0,02% |
| | Castellfollit de la Roca | | Castelló d'Empúries | | Castell-Platja d'Aro | | Cellera de Ter, la | | Celrà | | Cervià de Ter | |
| Escurtado | | 100% | | 100% | | 100% | | 100% | | 100% | | 100% |
| Total votantes | 592 | 82,80% | 3.442 | 71,38% | 4.686 | 74,61% | 1.317 | 86,13% | 2.622 | 83,93% | 586 | 89,33% |
| Abstención | 123 | 17,20% | 1.380 | 28,62% | 1.595 | 25,39% | 212 | 13,87% | 502 | 16,07% | 70 | 10,67% |
| Votos nulos | 6 | 1,01% | 6 | 0,17% | 33 | 0,70% | 5 | 0,38% | 16 | 0,61% | 1 | 0,17% |
| Votos en blanco | 4 | 0,68% | 18 | 0,52% | 16 | 0,34% | 4 | 0,30% | 17 | 0,65% | 6 | 1,02% |
| Votos a candidaturas | 582 | 98,31% | 3.418 | 99,30% | 4.637 | 98,95% | 1.308 | 99,32% | 2.589 | 98,74% | 579 | 98,81% |
| Candidaturas | | | | | | | | | | | | |
| JxSí | 420 | 71,67% | 1.595 | 46,42% | 2.211 | 47,52% | 1.053 | 80,26% | 1.456 | 55,87% | 418 | 71,45% |
| C's | 21 | 3,58% | 596 | 17,35% | 927 | 19,92% | 27 | 2,06% | 227 | 8,71% | 38 | 6,50% |
| PSC | 38 | 6,48% | 279 | 8,12% | 538 | 11,56% | 48 | 3,66% | 194 | 7,44% | 15 | 2,56% |
| CUP | 40 | 6,83% | 259 | 7,54% | 234 | 5,03% | 97 | 7,39% | 460 | 17,65% | 67 | 11,45% |
| PP | 22 | 3,75% | 408 | 11,87% | 335 | 7,20% | 25 | 1,91% | 86 | 3,30% | 18 | 3,08% |
| CatSíqueesPot | 20 | 3,41% | 171 | 4,98% | 216 | 4,64% | 29 | 2,21% | 103 | 3,95% | 12 | 2,05% |
| unio.cat | 19 | 3,24% | 74 | 2,15% | 129 | 2,77% | 25 | 1,91% | 41 | 1,57% | 9 | 1,54% |
| PACMA | 1 | 0,17% | 17 | 0,49% | 30 | 0,64% | 2 | 0,15% | 14 | 0,54% | 2 | 0,34% |
| RECORTES CERO-ELS VERDS | 1 | 0,17% | 11 | 0,32% | 7 | 0,15% | 1 | 0,08% | 3 | 0,12% | 0 | 0% |
| PIRATA.CAT/XDT | 0 | 0% | 5 | 0,15% | 4 | 0,09% | 1 | 0,08% | 4 | 0,15% | 0 | 0% |
| GANEMOS | 0 | 0% | 3 | 0,09% | 6 | 0,13% | 0 | 0% | 1 | 0,04% | 0 | 0% |
| | Cistella | | Colera | | Colomers | | Corçà | | Cornellà del Terri | | Crespià | |
| Escurtado | | 100% | | 100% | | 100% | | 100% | | 100% | | 100% |
| Total votantes | 184 | 83,64% | 293 | 78,76% | 133 | 86,36% | 805 | 84,03% | 1.452 | 85,11% | 139 | 75,96% |
| Abstención | 36 | 16,36% | 79 | 21,24% | 21 | 13,64% | 153 | 15,97% | 254 | 14,89% | 44 | 24,04% |
| Votos nulos | 1 | 0,54% | 4 | 1,37% | 0 | 0% | 4 | 0,50% | 3 | 0,21% | 0 | 0% |
| Votos en blanco | 2 | 1,09% | 0 | 0% | 0 | 0% | 4 | 0,50% | 8 | 0,55% | 1 | 0,72% |
| Votos a candidaturas | 181 | 98,37% | 289 | 98,63% | 133 | 100% | 797 | 99,01% | 1.441 | 99,24% | 138 | 99,28% |
| Candidaturas | | | | | | | | | | | | |
| JxSí | 125 | 68,31% | 156 | 53,98% | 87 | 65,41% | 575 | 71,79% | 1.075 | 74,19% | 95 | 68,35% |
| C's | 7 | 3,83% | 37 | 12,80% | 2 | 1,50% | 23 | 2,87% | 58 | 4,00% | 9 | 6,47% |
| PSC | 1 | 0,55% | 22 | 7,61% | 6 | 4,51% | 44 | 5,49% | 40 | 2,76% | 2 | 1,44% |
| CUP | 24 | 13,11% | 39 | 13,49% | 32 | 24,06% | 82 | 10,24% | 123 | 8,49% | 21 | 15,11% |
| PP | 14 | 7,65% | 10 | 3,46% | 2 | 1,50% | 29 | 3,62% | 60 | 4,14% | 4 | 2,88% |
| CatSíqueesPot | 2 | 1,09% | 15 | 5,19% | 2 | 1,50% | 17 | 2,12% | 40 | 2,76% | 3 | 2,16% |
| unio.cat | 8 | 4,37% | 7 | 2,42% | 0 | 0% | 17 | 2,12% | 36 | 2,48% | 3 | 2,16% |
| PACMA | 0 | 0% | 1 | 0,35% | 2 | 1,50% | 4 | 0,50% | 3 | 0,21% | 1 | 0,72% |
| RECORTES CERO-ELS VERDS | 0 | 0% | 1 | 0,35% | 0 | 0% | 3 | 0,37% | 2 | 0,14% | 0 | 0% |
| PIRATA.CAT/XDT | 0 | 0% | 1 | 0,35% | 0 | 0% | 1 | 0,12% | 3 | 0,21% | 0 | 0% |
| GANEMOS | 0 | 0% | 0 | 0% | 0 | 0% | 2 | 0,25% | 1 | 0,07% | 0 | 0% |

Municipios de Girona

| | Cruïlles, Monells i Sant Sadurní de l'Heura | | Darnius | | Das | | Escala, l' | | Espinelles | | Espolla | |
|----------------------|---|--------|-------------|--------|-------------|--------|-------------|--------|-------------|--------|-------------|--------|
| Escrutado | 100% | | 100% | | 100% | | 100% | | 100% | | 100% | |
| Total votantes | 824 | 83,49% | 330 | 79,33% | 137 | 83,54% | 4.366 | 73,12% | 150 | 91,46% | 279 | 86,38% |
| Abstención | 163 | 16,51% | 86 | 20,67% | 27 | 16,46% | 1.605 | 26,88% | 14 | 8,54% | 44 | 13,62% |
| Votos nulos | 2 | 0,24% | 0 | 0% | 0 | 0% | 9 | 0,21% | 3 | 2,00% | 4 | 1,43% |
| Votos en blanco | 8 | 0,97% | 2 | 0,61% | 1 | 0,73% | 20 | 0,46% | 0 | 0% | 6 | 2,15% |
| Votos a candidaturas | 814 | 98,79% | 328 | 99,39% | 136 | 99,27% | 4.337 | 99,34% | 147 | 98,00% | 269 | 96,42% |

Candidaturas

| | | | | | | | | | | | | |
|-------------------------|-----|--------|-----|--------|----|--------|-------|--------|-----|--------|-----|--------|
| JxSí | 501 | 60,95% | 175 | 53,03% | 88 | 64,23% | 2.324 | 53,34% | 108 | 73,47% | 165 | 60,00% |
| C's | 44 | 5,35% | 22 | 6,67% | 11 | 8,03% | 527 | 12,10% | 4 | 2,72% | 23 | 8,36% |
| PSC | 40 | 4,87% | 16 | 4,85% | 2 | 1,46% | 507 | 11,64% | 3 | 2,04% | 21 | 7,64% |
| CUP | 129 | 15,69% | 44 | 13,33% | 24 | 17,52% | 433 | 9,94% | 26 | 17,69% | 33 | 12,00% |
| PP | 28 | 3,41% | 44 | 13,33% | 4 | 2,92% | 277 | 6,36% | 2 | 1,36% | 10 | 3,64% |
| CatSíqueesPot | 36 | 4,38% | 11 | 3,33% | 1 | 0,73% | 163 | 3,74% | 1 | 0,68% | 6 | 2,18% |
| unio.cat | 31 | 3,77% | 12 | 3,64% | 4 | 2,92% | 78 | 1,79% | 2 | 1,36% | 11 | 4,00% |
| PACMA | 3 | 0,36% | 2 | 0,61% | 2 | 1,46% | 15 | 0,34% | 1 | 0,68% | 0 | 0% |
| RECORTES CERO-ELS VERDS | 2 | 0,24% | 0 | 0% | 0 | 0% | 7 | 0,16% | 0 | 0% | 0 | 0% |
| PIRATA.CAT/XDT | 0 | 0% | 2 | 0,61% | 0 | 0% | 2 | 0,05% | 0 | 0% | 0 | 0% |
| GANEMOS | 0 | 0% | 0 | 0% | 0 | 0% | 4 | 0,09% | 0 | 0% | 0 | 0% |

| | Esponellà | | Far d'Empordà, el | | Figueres | | Flaçà | | Foixà | | Fontanals de Cerdanya | |
|----------------------|-------------|--------|-------------------|--------|-------------|--------|-------------|--------|-------------|--------|-----------------------|--------|
| Escrutado | 100% | | 100% | | 100% | | 100% | | 100% | | 100% | |
| Total votantes | 284 | 86,32% | 308 | 76,81% | 18.537 | 69,98% | 605 | 85,57% | 215 | 87,40% | 319 | 85,98% |
| Abstención | 45 | 13,68% | 93 | 23,19% | 7.952 | 30,02% | 102 | 14,43% | 31 | 12,60% | 52 | 14,02% |
| Votos nulos | 1 | 0,35% | 2 | 0,65% | 87 | 0,47% | 3 | 0,50% | 1 | 0,47% | 4 | 1,25% |
| Votos en blanco | 2 | 0,70% | 0 | 0% | 104 | 0,56% | 6 | 0,99% | 0 | 0% | 1 | 0,31% |
| Votos a candidaturas | 281 | 98,94% | 306 | 99,35% | 18.346 | 98,97% | 596 | 98,51% | 214 | 99,53% | 314 | 98,43% |

Candidaturas

| | | | | | | | | | | | | |
|-------------------------|-----|--------|-----|--------|-------|--------|-----|--------|-----|--------|-----|--------|
| JxSí | 220 | 77,74% | 200 | 65,36% | 8.180 | 44,34% | 417 | 69,27% | 138 | 64,49% | 210 | 66,67% |
| C's | 7 | 2,47% | 25 | 8,17% | 3.430 | 18,59% | 14 | 2,33% | 16 | 7,48% | 23 | 7,30% |
| PSC | 4 | 1,41% | 27 | 8,82% | 1.846 | 10,01% | 40 | 6,64% | 8 | 3,74% | 8 | 2,54% |
| CUP | 23 | 8,13% | 21 | 6,86% | 1.454 | 7,88% | 69 | 11,46% | 37 | 17,29% | 24 | 7,62% |
| PP | 4 | 1,41% | 15 | 4,90% | 1.918 | 10,40% | 13 | 2,16% | 1 | 0,47% | 28 | 8,89% |
| CatSíqueesPot | 10 | 3,53% | 12 | 3,92% | 912 | 4,94% | 20 | 3,32% | 6 | 2,80% | 9 | 2,86% |
| unio.cat | 10 | 3,53% | 5 | 1,63% | 436 | 2,36% | 19 | 3,16% | 7 | 3,27% | 11 | 3,49% |
| PACMA | 2 | 0,71% | 1 | 0,33% | 88 | 0,48% | 1 | 0,17% | 0 | 0% | 1 | 0,32% |
| RECORTES CERO-ELS VERDS | 1 | 0,35% | 0 | 0% | 43 | 0,23% | 1 | 0,17% | 0 | 0% | 0 | 0% |
| PIRATA.CAT/XDT | 0 | 0% | 0 | 0% | 25 | 0,14% | 2 | 0,33% | 0 | 0% | 0 | 0% |
| GANEMOS | 0 | 0% | 0 | 0% | 14 | 0,08% | 0 | 0% | 1 | 0,47% | 0 | 0% |

| | Fontanilles | | Fontcoberta | | Forallac | | Fornells de la Selva | | Fortià | | Garrigàs | |
|----------------------|-------------|--------|-------------|--------|-------------|--------|----------------------|--------|-------------|--------|-------------|--------|
| Escrutado | 100% | | 100% | | 100% | | 100% | | 100% | | 100% | |
| Total votantes | 96 | 89,72% | 986 | 87,72% | 1.164 | 86,35% | 1.677 | 90,55% | 412 | 80,78% | 260 | 79,27% |
| Abstención | 11 | 10,28% | 138 | 12,28% | 184 | 13,65% | 175 | 9,45% | 98 | 19,22% | 68 | 20,73% |
| Votos nulos | 1 | 1,04% | 1 | 0,10% | 5 | 0,43% | 2 | 0,12% | 0 | 0% | 2 | 0,77% |
| Votos en blanco | 1 | 1,04% | 4 | 0,41% | 7 | 0,60% | 6 | 0,36% | 2 | 0,49% | 2 | 0,77% |
| Votos a candidaturas | 94 | 97,92% | 981 | 99,49% | 1.152 | 98,97% | 1.669 | 99,52% | 410 | 99,51% | 256 | 98,46% |

Candidaturas

| | | | | | | | | | | | | |
|-------------------------|----|--------|-----|--------|-----|--------|-------|--------|-----|--------|-----|--------|
| JxSí | 76 | 80,00% | 759 | 77,06% | 794 | 68,51% | 1.206 | 72,00% | 238 | 57,77% | 179 | 69,38% |
| C's | 3 | 3,16% | 22 | 2,23% | 91 | 7,85% | 166 | 9,91% | 52 | 12,62% | 18 | 6,98% |
| PSC | 1 | 1,05% | 30 | 3,05% | 44 | 3,80% | 38 | 2,27% | 36 | 8,74% | 4 | 1,55% |
| CUP | 5 | 5,26% | 104 | 10,56% | 103 | 8,89% | 121 | 7,22% | 39 | 9,47% | 40 | 15,50% |
| PP | 1 | 1,05% | 33 | 3,35% | 36 | 3,11% | 49 | 2,93% | 27 | 6,55% | 6 | 2,33% |
| CatSíqueesPot | 2 | 2,11% | 15 | 1,52% | 40 | 3,45% | 34 | 2,03% | 11 | 2,67% | 4 | 1,55% |
| unio.cat | 6 | 6,32% | 18 | 1,83% | 39 | 3,36% | 47 | 2,81% | 5 | 1,21% | 4 | 1,55% |
| PACMA | 0 | 0% | 0 | 0% | 2 | 0,17% | 7 | 0,42% | 2 | 0,49% | 1 | 0,39% |
| RECORTES CERO-ELS VERDS | 0 | 0% | 0 | 0% | 2 | 0,17% | 0 | 0% | 0 | 0% | 0 | 0% |
| PIRATA.CAT/XDT | 0 | 0% | 0 | 0% | 1 | 0,09% | 1 | 0,06% | 0 | 0% | 0 | 0% |
| GANEMOS | 0 | 0% | 0 | 0% | 0 | 0% | 0 | 0% | 0 | 0% | 0 | 0% |

Municipios de Girona

| | Garrigoles | | Garriguella | | Ger | | Girona | | Gombrèn | | Gualta | |
|----------------------|-------------|--------|-------------|--------|-------------|--------|-------------|--------|-------------|--------|-------------|--------|
| Escrutado | 100% | | 100% | | 100% | | 100% | | 100% | | 100% | |
| Total votantes | 101 | 82,79% | 463 | 83,88% | 271 | 82,87% | 50.479 | 78,68% | 128 | 92,09% | 203 | 84,23% |
| Abstención | 21 | 17,21% | 89 | 16,12% | 56 | 17,13% | 13.677 | 21,32% | 11 | 7,91% | 38 | 15,77% |
| Votos nulos | 5 | 4,95% | 5 | 1,08% | 2 | 0,74% | 185 | 0,37% | 1 | 0,78% | 0 | 0% |
| Votos en blanco | 0 | 0% | 3 | 0,65% | 1 | 0,37% | 267 | 0,53% | 1 | 0,78% | 0 | 0% |
| Votos a candidaturas | 96 | 95,05% | 455 | 98,27% | 268 | 98,89% | 50.027 | 99,10% | 126 | 98,44% | 203 | 100% |

Candidaturas

| | | | | | | | | | | | | |
|-------------------------|----|--------|-----|--------|-----|--------|--------|--------|----|--------|-----|--------|
| JxSí | 63 | 65,63% | 289 | 63,10% | 202 | 75,09% | 26.499 | 52,69% | 77 | 60,63% | 135 | 66,50% |
| C's | 5 | 5,21% | 41 | 8,95% | 20 | 7,43% | 6.592 | 13,11% | 5 | 3,94% | 14 | 6,90% |
| PSC | 1 | 1,04% | 25 | 5,46% | 1 | 0,37% | 4.718 | 9,38% | 8 | 6,30% | 7 | 3,45% |
| CUP | 20 | 20,83% | 36 | 7,86% | 18 | 6,69% | 5.059 | 10,06% | 16 | 12,60% | 31 | 15,27% |
| PP | 1 | 1,04% | 24 | 5,24% | 14 | 5,20% | 3.061 | 6,09% | 12 | 9,45% | 7 | 3,45% |
| CatSíqueesPot | 2 | 2,08% | 26 | 5,68% | 1 | 0,37% | 2.437 | 4,85% | 2 | 1,57% | 4 | 1,97% |
| unio.cat | 4 | 4,17% | 12 | 2,62% | 11 | 4,09% | 1.196 | 2,38% | 6 | 4,72% | 5 | 2,46% |
| PACMA | 0 | 0% | 1 | 0,22% | 1 | 0,37% | 265 | 0,53% | 0 | 0% | 0 | 0% |
| RECORTES CERO-ELS VERDS | 0 | 0% | 1 | 0,22% | 0 | 0% | 117 | 0,23% | 0 | 0% | 0 | 0% |
| PIRATA.CAT/XDT | 0 | 0% | 0 | 0% | 0 | 0% | 49 | 0,10% | 0 | 0% | 0 | 0% |
| GANEMOS | 0 | 0% | 0 | 0% | 0 | 0% | 34 | 0,07% | 0 | 0% | 0 | 0% |

| | Guils de Cerdanya | | Hostalric | | Isòvol | | Jafre | | Jonquera, la | | Juià | |
|----------------------|-------------------|--------|-------------|--------|-------------|--------|-------------|--------|--------------|--------|-------------|--------|
| Escrutado | 100% | | 100% | | 100% | | 100% | | 100% | | 100% | |
| Total votantes | 342 | 83,01% | 2.279 | 77,91% | 204 | 86,81% | 260 | 90,28% | 1.257 | 71,83% | 185 | 84,47% |
| Abstención | 70 | 16,99% | 646 | 22,09% | 31 | 13,19% | 28 | 9,72% | 493 | 28,17% | 34 | 15,53% |
| Votos nulos | 4 | 1,17% | 85 | 3,73% | 2 | 0,98% | 2 | 0,77% | 5 | 0,40% | 0 | 0% |
| Votos en blanco | 4 | 1,17% | 15 | 0,66% | 4 | 1,96% | 0 | 0% | 4 | 0,32% | 0 | 0% |
| Votos a candidaturas | 334 | 97,66% | 2.179 | 95,61% | 198 | 97,06% | 258 | 99,23% | 1.248 | 99,28% | 185 | 100% |

Candidaturas

| | | | | | | | | | | | | |
|-------------------------|-----|--------|-------|--------|-----|--------|-----|--------|-----|--------|-----|--------|
| JxSí | 225 | 66,57% | 1.196 | 54,51% | 134 | 66,34% | 185 | 71,71% | 516 | 41,21% | 135 | 72,97% |
| C's | 38 | 11,24% | 188 | 8,57% | 10 | 4,95% | 11 | 4,26% | 236 | 18,85% | 6 | 3,24% |
| PSC | 9 | 2,66% | 231 | 10,53% | 7 | 3,47% | 8 | 3,10% | 174 | 13,90% | 2 | 1,08% |
| CUP | 28 | 8,28% | 160 | 7,29% | 22 | 10,89% | 36 | 13,95% | 81 | 6,47% | 22 | 11,89% |
| PP | 21 | 6,21% | 144 | 6,56% | 6 | 2,97% | 4 | 1,55% | 134 | 10,70% | 12 | 6,49% |
| CatSíqueesPot | 7 | 2,07% | 196 | 8,93% | 7 | 3,47% | 6 | 2,33% | 68 | 5,43% | 8 | 4,32% |
| unio.cat | 6 | 1,78% | 39 | 1,78% | 12 | 5,94% | 8 | 3,10% | 26 | 2,08% | 0 | 0% |
| PACMA | 0 | 0% | 17 | 0,77% | 0 | 0% | 0 | 0% | 5 | 0,40% | 0 | 0% |
| RECORTES CERO-ELS VERDS | 0 | 0% | 3 | 0,14% | 0 | 0% | 0 | 0% | 4 | 0,32% | 0 | 0% |
| PIRATA.CAT/XDT | 0 | 0% | 1 | 0,05% | 0 | 0% | 0 | 0% | 1 | 0,08% | 0 | 0% |
| GANEMOS | 0 | 0% | 4 | 0,18% | 0 | 0% | 0 | 0% | 3 | 0,24% | 0 | 0% |

| | Lladó | | Llagostera | | Llambilles | | Llanars | | Llançà | | Llers | |
|----------------------|-------------|--------|-------------|--------|-------------|--------|-------------|--------|-------------|--------|-------------|--------|
| Escrutado | 100% | | 100% | | 100% | | 100% | | 100% | | 100% | |
| Total votantes | 454 | 84,86% | 4.234 | 77,09% | 487 | 88,55% | 345 | 83,54% | 2.805 | 80,70% | 723 | 81,33% |
| Abstención | 81 | 15,14% | 1.258 | 22,91% | 63 | 11,45% | 68 | 16,46% | 671 | 19,30% | 166 | 18,67% |
| Votos nulos | 2 | 0,44% | 19 | 0,45% | 1 | 0,21% | 6 | 1,74% | 21 | 0,75% | 3 | 0,41% |
| Votos en blanco | 0 | 0% | 21 | 0,50% | 4 | 0,82% | 1 | 0,29% | 10 | 0,36% | 8 | 1,11% |
| Votos a candidaturas | 452 | 99,56% | 4.194 | 99,06% | 482 | 98,97% | 338 | 97,97% | 2.774 | 98,89% | 712 | 98,48% |

Candidaturas

| | | | | | | | | | | | | |
|-------------------------|-----|--------|-------|--------|-----|--------|-----|--------|-------|--------|-----|--------|
| JxSí | 328 | 72,57% | 2.549 | 60,47% | 368 | 75,72% | 260 | 76,70% | 1.440 | 51,72% | 459 | 63,75% |
| C's | 10 | 2,21% | 514 | 12,19% | 24 | 4,94% | 14 | 4,13% | 432 | 15,52% | 77 | 10,69% |
| PSC | 14 | 3,10% | 327 | 7,76% | 24 | 4,94% | 15 | 4,42% | 271 | 9,73% | 24 | 3,33% |
| CUP | 56 | 12,39% | 371 | 8,80% | 27 | 5,56% | 24 | 7,08% | 269 | 9,66% | 79 | 10,97% |
| PP | 20 | 4,42% | 168 | 3,99% | 17 | 3,50% | 9 | 2,65% | 158 | 5,68% | 34 | 4,72% |
| CatSíqueesPot | 16 | 3,54% | 137 | 3,25% | 11 | 2,26% | 3 | 0,88% | 103 | 3,70% | 17 | 2,36% |
| unio.cat | 7 | 1,55% | 92 | 2,18% | 10 | 2,06% | 12 | 3,54% | 75 | 2,69% | 13 | 1,81% |
| PACMA | 0 | 0% | 23 | 0,55% | 1 | 0,21% | 0 | 0% | 14 | 0,50% | 8 | 1,11% |
| RECORTES CERO-ELS VERDS | 1 | 0,22% | 5 | 0,12% | 0 | 0% | 1 | 0,29% | 5 | 0,18% | 1 | 0,14% |
| PIRATA.CAT/XDT | 0 | 0% | 6 | 0,14% | 0 | 0% | 0 | 0% | 3 | 0,11% | 0 | 0% |
| GANEMOS | 0 | 0% | 2 | 0,05% | 0 | 0% | 0 | 0% | 4 | 0,14% | 0 | 0% |

Municipios de Girona

| | Llívia | | Lloret de Mar | | Llosses, les | | Maçanet de Cabrenys | | Maçanet de la Selva | | Madremanya | |
|----------------------|-------------|--------|---------------|--------|--------------|--------|---------------------|--------|---------------------|--------|-------------|--------|
| Escrutado | 100% | | 100% | | 100% | | 100% | | 100% | | 100% | |
| Total votantes | 804 | 77,31% | 13.919 | 71,06% | 133 | 75,14% | 472 | 81,52% | 3.557 | 72,05% | 177 | 89,39% |
| Abstención | 236 | 22,69% | 5.670 | 28,94% | 44 | 24,86% | 107 | 18,48% | 1.380 | 27,95% | 21 | 10,61% |
| Votos nulos | 7 | 0,87% | 81 | 0,58% | 1 | 0,75% | 5 | 1,06% | 20 | 0,56% | 1 | 0,56% |
| Votos en blanco | 2 | 0,25% | 68 | 0,49% | 0 | 0% | 5 | 1,06% | 10 | 0,28% | 4 | 2,26% |
| Votos a candidaturas | 795 | 98,88% | 13.770 | 98,93% | 132 | 99,25% | 462 | 97,88% | 3.527 | 99,16% | 172 | 97,18% |

Candidaturas

| | | | | | | | | | | | | |
|-------------------------|-----|--------|-------|--------|----|--------|-----|--------|-------|--------|-----|--------|
| JxSí | 512 | 64,24% | 4.722 | 34,12% | 92 | 69,70% | 317 | 67,88% | 1.413 | 39,95% | 112 | 63,64% |
| C's | 106 | 13,30% | 3.378 | 24,41% | 2 | 1,52% | 32 | 6,85% | 660 | 18,66% | 7 | 3,98% |
| PSC | 37 | 4,64% | 1.983 | 14,33% | 0 | 0% | 22 | 4,71% | 469 | 13,26% | 2 | 1,14% |
| CUP | 58 | 7,28% | 632 | 4,57% | 22 | 16,67% | 46 | 9,85% | 305 | 8,62% | 38 | 21,59% |
| PP | 43 | 5,40% | 1.408 | 10,17% | 6 | 4,55% | 18 | 3,85% | 290 | 8,20% | 5 | 2,84% |
| CatSíqueesPot | 10 | 1,25% | 1.168 | 8,44% | 5 | 3,79% | 10 | 2,14% | 271 | 7,66% | 2 | 1,14% |
| unio.cat | 21 | 2,63% | 279 | 2,02% | 5 | 3,79% | 15 | 3,21% | 54 | 1,53% | 3 | 1,70% |
| PACMA | 6 | 0,75% | 117 | 0,85% | 0 | 0% | 1 | 0,21% | 42 | 1,19% | 1 | 0,57% |
| RECORTES CERO-ELS VERDS | 1 | 0,13% | 58 | 0,42% | 0 | 0% | 0 | 0% | 6 | 0,17% | 2 | 1,14% |
| PIRATA.CAT/XDT | 1 | 0,13% | 12 | 0,09% | 0 | 0% | 1 | 0,21% | 5 | 0,14% | 0 | 0% |
| GANEMOS | 0 | 0% | 13 | 0,09% | 0 | 0% | 0 | 0% | 12 | 0,34% | 0 | 0% |

| | Maià de Montcal | | Masarac | | Massanes | | Meranges | | Mieres | | Mollet de Peralada | |
|----------------------|-----------------|--------|-------------|--------|-------------|--------|-------------|--------|-------------|--------|--------------------|--------|
| Escrutado | 100% | | 100% | | 100% | | 100% | | 100% | | 100% | |
| Total votantes | 259 | 82,75% | 163 | 82,74% | 414 | 76,52% | 67 | 84,81% | 216 | 84,05% | 122 | 86,52% |
| Abstención | 54 | 17,25% | 34 | 17,26% | 127 | 23,48% | 12 | 15,19% | 41 | 15,95% | 19 | 13,48% |
| Votos nulos | 1 | 0,39% | 3 | 1,84% | 16 | 3,86% | 0 | 0% | 3 | 1,39% | 1 | 0,82% |
| Votos en blanco | 2 | 0,77% | 1 | 0,61% | 2 | 0,48% | 0 | 0% | 2 | 0,93% | 1 | 0,82% |
| Votos a candidaturas | 256 | 98,84% | 159 | 97,55% | 396 | 95,65% | 67 | 100% | 211 | 97,69% | 120 | 98,36% |

Candidaturas

| | | | | | | | | | | | | |
|-------------------------|-----|--------|-----|--------|-----|--------|----|--------|-----|--------|----|--------|
| JxSí | 142 | 55,04% | 118 | 73,75% | 214 | 53,77% | 41 | 61,19% | 120 | 56,34% | 89 | 73,55% |
| C's | 20 | 7,75% | 1 | 0,63% | 26 | 6,53% | 9 | 13,43% | 13 | 6,10% | 4 | 3,31% |
| PSC | 18 | 6,98% | 8 | 5,00% | 43 | 10,80% | 1 | 1,49% | 5 | 2,35% | 4 | 3,31% |
| CUP | 41 | 15,89% | 20 | 12,50% | 42 | 10,55% | 6 | 8,96% | 58 | 27,23% | 11 | 9,09% |
| PP | 17 | 6,59% | 3 | 1,88% | 28 | 7,04% | 9 | 13,43% | 6 | 2,82% | 4 | 3,31% |
| CatSíqueesPot | 10 | 3,88% | 2 | 1,25% | 27 | 6,78% | 1 | 1,49% | 2 | 0,94% | 5 | 4,13% |
| unio.cat | 7 | 2,71% | 6 | 3,75% | 9 | 2,26% | 0 | 0% | 5 | 2,35% | 3 | 2,48% |
| PACMA | 0 | 0% | 1 | 0,63% | 5 | 1,26% | 0 | 0% | 1 | 0,47% | 0 | 0% |
| RECORTES CERO-ELS VERDS | 0 | 0% | 0 | 0% | 1 | 0,25% | 0 | 0% | 0 | 0% | 0 | 0% |
| PIRATA.CAT/XDT | 0 | 0% | 0 | 0% | 0 | 0% | 0 | 0% | 1 | 0,47% | 0 | 0% |
| GANEMOS | 1 | 0,39% | 0 | 0% | 1 | 0,25% | 0 | 0% | 0 | 0% | 0 | 0% |

| | Molló | | Montagut i Oix | | Mont-ras | | Navata | | Ogassa | | Olot | |
|----------------------|-------------|--------|----------------|--------|-------------|--------|-------------|--------|-------------|--------|-------------|--------|
| Escrutado | 100% | | 100% | | 100% | | 100% | | 100% | | 100% | |
| Total votantes | 231 | 86,52% | 583 | 83,52% | 1.072 | 80,78% | 739 | 85,04% | 165 | 85,94% | 18.051 | 78,31% |
| Abstención | 36 | 13,48% | 115 | 16,48% | 255 | 19,22% | 130 | 14,96% | 27 | 14,06% | 5.000 | 21,69% |
| Votos nulos | 1 | 0,43% | 0 | 0% | 3 | 0,28% | 1 | 0,14% | 1 | 0,61% | 65 | 0,36% |
| Votos en blanco | 0 | 0% | 1 | 0,17% | 2 | 0,19% | 7 | 0,95% | 1 | 0,61% | 99 | 0,55% |
| Votos a candidaturas | 230 | 99,57% | 582 | 99,83% | 1.067 | 99,53% | 731 | 98,92% | 163 | 98,79% | 17.887 | 99,09% |

Candidaturas

| | | | | | | | | | | | | |
|-------------------------|-----|--------|-----|--------|-----|--------|-----|--------|-----|--------|--------|--------|
| JxSí | 182 | 79,13% | 421 | 72,21% | 542 | 50,70% | 500 | 67,75% | 119 | 72,56% | 11.848 | 65,87% |
| C's | 6 | 2,61% | 12 | 2,06% | 183 | 17,12% | 64 | 8,67% | 10 | 6,10% | 1.223 | 6,80% |
| PSC | 4 | 1,74% | 9 | 1,54% | 122 | 11,41% | 14 | 1,90% | 6 | 3,66% | 1.473 | 8,19% |
| CUP | 20 | 8,70% | 85 | 14,58% | 67 | 6,27% | 85 | 11,52% | 13 | 7,93% | 1.443 | 8,02% |
| PP | 6 | 2,61% | 16 | 2,74% | 77 | 7,20% | 17 | 2,30% | 3 | 1,83% | 824 | 4,58% |
| CatSíqueesPot | 1 | 0,43% | 22 | 3,77% | 51 | 4,77% | 31 | 4,20% | 6 | 3,66% | 613 | 3,41% |
| unio.cat | 11 | 4,78% | 10 | 1,72% | 16 | 1,50% | 19 | 2,57% | 6 | 3,66% | 349 | 1,94% |
| PACMA | 0 | 0% | 4 | 0,69% | 5 | 0,47% | 1 | 0,14% | 0 | 0% | 58 | 0,32% |
| RECORTES CERO-ELS VERDS | 0 | 0% | 1 | 0,17% | 2 | 0,19% | 0 | 0% | 0 | 0% | 21 | 0,12% |
| PIRATA.CAT/XDT | 0 | 0% | 2 | 0,34% | 0 | 0% | 0 | 0% | 0 | 0% | 11 | 0,06% |
| GANEMOS | 0 | 0% | 0 | 0% | 2 | 0,19% | 0 | 0% | 0 | 0% | 24 | 0,13% |

Municipios de Girona

| | Ordís | | Osor | | Palafrugell | | Palamós | | Palau de Santa Eulàlia | | Palau-sator | |
|----------------------|-------------|--------|-------------|--------|-------------|--------|-------------|--------|------------------------|--------|-------------|--------|
| Escrutado | 100% | | 100% | | 100% | | 100% | | 100% | | 100% | |
| Total votantes | 234 | 84,48% | 294 | 84,73% | 10.506 | 73,63% | 9.728 | 75,69% | 63 | 92,65% | 197 | 89,14% |
| Abstención | 43 | 15,52% | 53 | 15,27% | 3.762 | 26,37% | 3.125 | 24,31% | 5 | 7,35% | 24 | 10,86% |
| Votos nulos | 0 | 0% | 7 | 2,38% | 45 | 0,43% | 46 | 0,47% | 0 | 0% | 0 | 0% |
| Votos en blanco | 3 | 1,28% | 3 | 1,02% | 63 | 0,60% | 55 | 0,57% | 0 | 0% | 2 | 1,02% |
| Votos a candidaturas | 231 | 98,72% | 284 | 96,60% | 10.398 | 98,97% | 9.627 | 98,96% | 63 | 100% | 195 | 98,98% |

Candidaturas

| | | | | | | | | | | | | |
|-------------------------|-----|--------|-----|--------|-------|--------|-------|--------|----|--------|-----|--------|
| JxSí | 158 | 67,52% | 210 | 73,17% | 5.307 | 50,73% | 5.207 | 53,78% | 42 | 66,67% | 153 | 77,66% |
| C's | 10 | 4,27% | 7 | 2,44% | 1.486 | 14,21% | 1.572 | 16,24% | 4 | 6,35% | 7 | 3,55% |
| PSC | 10 | 4,27% | 8 | 2,79% | 1.370 | 13,10% | 969 | 10,01% | 5 | 7,94% | 2 | 1,02% |
| CUP | 39 | 16,67% | 33 | 11,50% | 761 | 7,27% | 650 | 6,71% | 5 | 7,94% | 20 | 10,15% |
| PP | 8 | 3,42% | 10 | 3,48% | 679 | 6,49% | 590 | 6,09% | 1 | 1,59% | 2 | 1,02% |
| CatSíqueesPot | 0 | 0% | 8 | 2,79% | 487 | 4,66% | 379 | 3,91% | 6 | 9,52% | 3 | 1,52% |
| unio.cat | 6 | 2,56% | 6 | 2,09% | 228 | 2,18% | 168 | 1,74% | 0 | 0% | 8 | 4,06% |
| PACMA | 0 | 0% | 2 | 0,70% | 37 | 0,35% | 42 | 0,43% | 0 | 0% | 0 | 0% |
| RECORTES CERO-ELS VERDS | 0 | 0% | 0 | 0% | 21 | 0,20% | 14 | 0,14% | 0 | 0% | 0 | 0% |
| PIRATA.CAT/XDT | 0 | 0% | 0 | 0% | 9 | 0,09% | 25 | 0,26% | 0 | 0% | 0 | 0% |
| GANEMOS | 0 | 0% | 0 | 0% | 13 | 0,12% | 11 | 0,11% | 0 | 0% | 0 | 0% |

| | Palau-saverdera | | Palol de Revardit | | Pals | | Pardines | | Parlavà | | Pau | |
|----------------------|-----------------|--------|-------------------|--------|-------------|--------|-------------|--------|-------------|--------|-------------|--------|
| Escrutado | 100% | | 100% | | 100% | | 100% | | 100% | | 100% | |
| Total votantes | 629 | 78,43% | 312 | 87,15% | 1.314 | 80,32% | 109 | 85,16% | 284 | 92,21% | 254 | 84,11% |
| Abstención | 173 | 21,57% | 46 | 12,85% | 322 | 19,68% | 19 | 14,84% | 24 | 7,79% | 48 | 15,89% |
| Votos nulos | 10 | 1,59% | 4 | 1,28% | 9 | 0,68% | 0 | 0% | 0 | 0% | 0 | 0% |
| Votos en blanco | 8 | 1,27% | 0 | 0% | 12 | 0,91% | 3 | 2,75% | 0 | 0% | 0 | 0% |
| Votos a candidaturas | 611 | 97,14% | 308 | 98,72% | 1.293 | 98,40% | 106 | 97,25% | 284 | 100% | 254 | 100% |

Candidaturas

| | | | | | | | | | | | | |
|-------------------------|-----|--------|-----|--------|-----|--------|----|--------|-----|--------|-----|--------|
| JxSí | 388 | 62,68% | 251 | 81,49% | 862 | 66,05% | 94 | 86,24% | 239 | 84,15% | 171 | 67,32% |
| C's | 92 | 14,86% | 15 | 4,87% | 97 | 7,43% | 0 | 0% | 8 | 2,82% | 30 | 11,81% |
| PSC | 29 | 4,68% | 8 | 2,60% | 113 | 8,66% | 1 | 0,92% | 4 | 1,41% | 7 | 2,76% |
| CUP | 28 | 4,52% | 21 | 6,82% | 97 | 7,43% | 6 | 5,50% | 27 | 9,51% | 17 | 6,69% |
| PP | 39 | 6,30% | 7 | 2,27% | 41 | 3,14% | 3 | 2,75% | 4 | 1,41% | 17 | 6,69% |
| CatSíqueesPot | 18 | 2,91% | 5 | 1,62% | 36 | 2,76% | 1 | 0,92% | 2 | 0,70% | 2 | 0,79% |
| unio.cat | 14 | 2,26% | 0 | 0% | 40 | 3,07% | 1 | 0,92% | 0 | 0% | 9 | 3,54% |
| PACMA | 3 | 0,48% | 1 | 0,32% | 4 | 0,31% | 0 | 0% | 0 | 0% | 1 | 0,39% |
| RECORTES CERO-ELS VERDS | 0 | 0% | 0 | 0% | 1 | 0,08% | 0 | 0% | 0 | 0% | 0 | 0% |
| PIRATA.CAT/XDT | 0 | 0% | 0 | 0% | 1 | 0,08% | 0 | 0% | 0 | 0% | 0 | 0% |
| GANEMOS | 0 | 0% | 0 | 0% | 1 | 0,08% | 0 | 0% | 0 | 0% | 0 | 0% |

| | Pedret i Marzá | | Pera, la | | Peralada | | Planes d'Hostoles, les | | Planoles | | Pont de Molins | |
|----------------------|----------------|--------|-------------|--------|-------------|--------|------------------------|--------|-------------|--------|----------------|--------|
| Escrutado | 100% | | 100% | | 100% | | 100% | | 100% | | 100% | |
| Total votantes | 118 | 86,13% | 281 | 85,93% | 1.094 | 83,58% | 1.058 | 83,05% | 197 | 84,55% | 304 | 86,12% |
| Abstención | 19 | 13,87% | 46 | 14,07% | 215 | 16,42% | 216 | 16,95% | 36 | 15,45% | 49 | 13,88% |
| Votos nulos | 0 | 0% | 1 | 0,36% | 9 | 0,82% | 12 | 1,13% | 2 | 1,02% | 0 | 0% |
| Votos en blanco | 1 | 0,85% | 4 | 1,42% | 7 | 0,64% | 7 | 0,66% | 1 | 0,51% | 1 | 0,33% |
| Votos a candidaturas | 117 | 99,15% | 276 | 98,22% | 1.078 | 98,54% | 1.039 | 98,20% | 194 | 98,48% | 303 | 99,67% |

Candidaturas

| | | | | | | | | | | | | |
|-------------------------|----|--------|-----|--------|-----|--------|-----|--------|-----|--------|-----|--------|
| JxSí | 68 | 57,63% | 214 | 76,43% | 716 | 65,99% | 836 | 79,92% | 137 | 70,26% | 168 | 55,26% |
| C's | 13 | 11,02% | 12 | 4,29% | 110 | 10,14% | 29 | 2,77% | 1 | 0,51% | 53 | 17,43% |
| PSC | 3 | 2,54% | 5 | 1,79% | 47 | 4,33% | 26 | 2,49% | 7 | 3,59% | 15 | 4,93% |
| CUP | 8 | 6,78% | 34 | 12,14% | 94 | 8,66% | 76 | 7,27% | 35 | 17,95% | 35 | 11,51% |
| PP | 13 | 11,02% | 2 | 0,71% | 49 | 4,52% | 25 | 2,39% | 2 | 1,03% | 23 | 7,57% |
| CatSíqueesPot | 7 | 5,93% | 4 | 1,43% | 30 | 2,76% | 14 | 1,34% | 7 | 3,59% | 7 | 2,30% |
| unio.cat | 5 | 4,24% | 5 | 1,79% | 25 | 2,30% | 26 | 2,49% | 5 | 2,56% | 1 | 0,33% |
| PACMA | 0 | 0% | 0 | 0% | 5 | 0,46% | 5 | 0,48% | 0 | 0% | 0 | 0% |
| RECORTES CERO-ELS VERDS | 0 | 0% | 0 | 0% | 1 | 0,09% | 1 | 0,10% | 0 | 0% | 0 | 0% |
| PIRATA.CAT/XDT | 0 | 0% | 0 | 0% | 0 | 0% | 0 | 0% | 0 | 0% | 1 | 0,33% |
| GANEMOS | 0 | 0% | 0 | 0% | 1 | 0,09% | 1 | 0,10% | 0 | 0% | 0 | 0% |

Municipios de Girona

| | Pontós | | Porqueres | | Port de la Selva, el | | Portbou | | Preses, les | | Puigcerdà | |
|----------------------|-------------|--------|-------------|--------|----------------------|--------|-------------|--------|-------------|--------|-------------|--------|
| Escrutado | 100% | | 100% | | 100% | | 100% | | 100% | | 100% | |
| Total votantes | 151 | 85,80% | 2.926 | 86,01% | 581 | 86,59% | 732 | 77,62% | 1.172 | 85,11% | 4.296 | 73,56% |
| Abstención | 25 | 14,20% | 476 | 13,99% | 90 | 13,41% | 211 | 22,38% | 205 | 14,89% | 1.544 | 26,44% |
| Votos nulos | 0 | 0% | 9 | 0,31% | 2 | 0,34% | 7 | 0,96% | 9 | 0,77% | 22 | 0,51% |
| Votos en blanco | 0 | 0% | 16 | 0,55% | 1 | 0,17% | 5 | 0,68% | 18 | 1,54% | 37 | 0,86% |
| Votos a candidaturas | 151 | 100% | 2.901 | 99,15% | 578 | 99,48% | 720 | 98,36% | 1.145 | 97,70% | 4.237 | 98,63% |

Candidaturas

| | | | | | | | | | | | | |
|-------------------------|----|--------|-------|--------|-----|--------|-----|--------|-----|--------|-------|--------|
| JxSí | 80 | 52,98% | 2.177 | 74,63% | 381 | 65,80% | 303 | 41,79% | 855 | 73,52% | 2.124 | 49,70% |
| C's | 15 | 9,93% | 147 | 5,04% | 52 | 8,98% | 97 | 13,38% | 39 | 3,35% | 795 | 18,60% |
| PSC | 2 | 1,32% | 109 | 3,74% | 34 | 5,87% | 141 | 19,45% | 50 | 4,30% | 331 | 7,74% |
| CUP | 30 | 19,87% | 255 | 8,74% | 63 | 10,88% | 51 | 7,03% | 90 | 7,74% | 287 | 6,72% |
| PP | 14 | 9,27% | 78 | 2,67% | 19 | 3,28% | 65 | 8,97% | 36 | 3,10% | 393 | 9,20% |
| CatSíqueesPot | 8 | 5,30% | 69 | 2,37% | 12 | 2,07% | 33 | 4,55% | 36 | 3,10% | 157 | 3,67% |
| unio.cat | 0 | 0% | 56 | 1,92% | 15 | 2,59% | 17 | 2,34% | 35 | 3,01% | 107 | 2,50% |
| PACMA | 1 | 0,66% | 6 | 0,21% | 0 | 0% | 9 | 1,24% | 1 | 0,09% | 22 | 0,51% |
| RECORTES CERO-ELS VERDS | 1 | 0,66% | 2 | 0,07% | 1 | 0,17% | 3 | 0,41% | 1 | 0,09% | 10 | 0,23% |
| PIRATA.CAT/XDT | 0 | 0% | 0 | 0% | 0 | 0% | 1 | 0,14% | 0 | 0% | 9 | 0,21% |
| GANEMOS | 0 | 0% | 2 | 0,07% | 1 | 0,17% | 0 | 0% | 2 | 0,17% | 2 | 0,05% |

| | Quart | | Queralbs | | Rabós | | Regencós | | Ribes de Freser | | Riells i Viabrea | |
|----------------------|-------------|--------|-------------|--------|-------------|--------|-------------|--------|-----------------|--------|------------------|--------|
| Escrutado | 100% | | 100% | | 100% | | 100% | | 100% | | 100% | |
| Total votantes | 2.220 | 86,92% | 134 | 87,58% | 122 | 83,56% | 178 | 85,17% | 1.260 | 84,79% | 2.236 | 75,21% |
| Abstención | 334 | 13,08% | 19 | 12,42% | 24 | 16,44% | 31 | 14,83% | 226 | 15,21% | 737 | 24,79% |
| Votos nulos | 3 | 0,14% | 4 | 2,99% | 2 | 1,64% | 0 | 0% | 8 | 0,63% | 28 | 1,25% |
| Votos en blanco | 12 | 0,54% | 0 | 0% | 1 | 0,82% | 1 | 0,56% | 5 | 0,40% | 12 | 0,54% |
| Votos a candidaturas | 2.205 | 99,32% | 130 | 97,01% | 119 | 97,54% | 177 | 99,44% | 1.247 | 98,97% | 2.196 | 98,21% |

Candidaturas

| | | | | | | | | | | | | |
|-------------------------|-------|--------|-----|--------|----|--------|-----|--------|-----|--------|-------|--------|
| JxSí | 1.274 | 57,47% | 100 | 76,92% | 88 | 73,33% | 123 | 69,10% | 900 | 71,88% | 1.125 | 50,95% |
| C's | 314 | 14,16% | 6 | 4,62% | 6 | 5,00% | 9 | 5,06% | 73 | 5,83% | 305 | 13,81% |
| PSC | 167 | 7,53% | 1 | 0,77% | 0 | 0% | 12 | 6,74% | 48 | 3,83% | 185 | 8,38% |
| CUP | 172 | 7,76% | 13 | 10,00% | 10 | 8,33% | 10 | 5,62% | 92 | 7,35% | 190 | 8,61% |
| PP | 118 | 5,32% | 2 | 1,54% | 2 | 1,67% | 9 | 5,06% | 42 | 3,35% | 122 | 5,53% |
| CatSíqueesPot | 88 | 3,97% | 2 | 1,54% | 6 | 5,00% | 8 | 4,49% | 39 | 3,12% | 192 | 8,70% |
| unio.cat | 48 | 2,17% | 6 | 4,62% | 7 | 5,83% | 2 | 1,12% | 47 | 3,75% | 35 | 1,59% |
| PACMA | 17 | 0,77% | 0 | 0% | 0 | 0% | 3 | 1,69% | 4 | 0,32% | 29 | 1,31% |
| RECORTES CERO-ELS VERDS | 5 | 0,23% | 0 | 0% | 0 | 0% | 1 | 0,56% | 1 | 0,08% | 8 | 0,36% |
| PIRATA.CAT/XDT | 2 | 0,09% | 0 | 0% | 0 | 0% | 0 | 0% | 1 | 0,08% | 5 | 0,23% |
| GANEMOS | 0 | 0% | 0 | 0% | 0 | 0% | 0 | 0% | 0 | 0% | 0 | 0% |

| | Ripoll | | Riudarenes | | Riudaura | | Riudellots de la Selva | | Riumors | | Roses | |
|----------------------|-------------|--------|-------------|--------|-------------|--------|------------------------|--------|-------------|--------|-------------|--------|
| Escrutado | 100% | | 100% | | 100% | | 100% | | 100% | | 100% | |
| Total votantes | 6.480 | 79,75% | 1.198 | 78,66% | 324 | 89,50% | 1.236 | 88,54% | 146 | 84,88% | 7.685 | 71,81% |
| Abstención | 1.645 | 20,25% | 325 | 21,34% | 38 | 10,50% | 160 | 11,46% | 26 | 15,12% | 3.017 | 28,19% |
| Votos nulos | 17 | 0,26% | 7 | 0,58% | 0 | 0% | 8 | 0,65% | 0 | 0% | 31 | 0,40% |
| Votos en blanco | 31 | 0,48% | 8 | 0,67% | 3 | 0,93% | 4 | 0,32% | 1 | 0,68% | 38 | 0,49% |
| Votos a candidaturas | 6.432 | 99,26% | 1.183 | 98,75% | 321 | 99,07% | 1.224 | 99,03% | 145 | 99,32% | 7.616 | 99,10% |

Candidaturas

| | | | | | | | | | | | | |
|-------------------------|-------|--------|-----|--------|-----|--------|-----|--------|----|--------|-------|--------|
| JxSí | 3.863 | 59,77% | 617 | 51,81% | 258 | 79,63% | 901 | 73,37% | 98 | 67,12% | 3.066 | 40,06% |
| C's | 670 | 10,37% | 199 | 16,71% | 3 | 0,93% | 108 | 8,79% | 11 | 7,53% | 1.823 | 23,82% |
| PSC | 613 | 9,48% | 124 | 10,41% | 5 | 1,54% | 48 | 3,91% | 6 | 4,11% | 877 | 11,46% |
| CUP | 493 | 7,63% | 87 | 7,30% | 35 | 10,80% | 95 | 7,74% | 11 | 7,53% | 356 | 4,65% |
| PP | 313 | 4,84% | 72 | 6,05% | 8 | 2,47% | 20 | 1,63% | 11 | 7,53% | 842 | 11,00% |
| CatSíqueesPot | 243 | 3,76% | 52 | 4,37% | 9 | 2,78% | 32 | 2,61% | 1 | 0,68% | 377 | 4,93% |
| unio.cat | 185 | 2,86% | 17 | 1,43% | 2 | 0,62% | 16 | 1,30% | 6 | 4,11% | 205 | 2,68% |
| PACMA | 34 | 0,53% | 8 | 0,67% | 1 | 0,31% | 3 | 0,24% | 1 | 0,68% | 37 | 0,48% |
| RECORTES CERO-ELS VERDS | 7 | 0,11% | 7 | 0,59% | 0 | 0% | 0 | 0% | 0 | 0% | 14 | 0,18% |
| PIRATA.CAT/XDT | 6 | 0,09% | 0 | 0% | 0 | 0% | 1 | 0,08% | 0 | 0% | 9 | 0,12% |
| GANEMOS | 5 | 0,08% | 0 | 0% | 0 | 0% | 0 | 0% | 0 | 0% | 10 | 0,13% |

Municipios de Girona

| | Rupià | | Sales de Llierca | | Salt | | Sant Andreu Salou | | Sant Aniol de Finestres | | Sant Climent Sescebes | |
|----------------------|-------------|--------|------------------|--------|-------------|--------|-------------------|--------|-------------------------|--------|-----------------------|--------|
| Escrutado | 100% | | 100% | | 100% | | 100% | | 100% | | 100% | |
| Total votantes | 166 | 89,73% | 77 | 83,70% | 10.153 | 70,35% | 121 | 96,03% | 241 | 88,28% | 317 | 68,91% |
| Abstención | 19 | 10,27% | 15 | 16,30% | 4.280 | 29,65% | 5 | 3,97% | 32 | 11,72% | 143 | 31,09% |
| Votos nulos | 1 | 0,60% | 0 | 0% | 39 | 0,38% | 0 | 0% | 2 | 0,83% | 3 | 0,95% |
| Votos en blanco | 0 | 0% | 0 | 0% | 45 | 0,44% | 4 | 3,31% | 1 | 0,41% | 0 | 0% |
| Votos a candidaturas | 165 | 99,40% | 77 | 100% | 10.069 | 99,17% | 117 | 96,69% | 238 | 98,76% | 314 | 99,05% |

Candidaturas

| | | | | | | | | | | | | |
|-------------------------|-----|--------|----|--------|-------|--------|----|--------|-----|--------|-----|--------|
| JxSí | 112 | 67,88% | 34 | 44,16% | 4.681 | 46,28% | 86 | 71,07% | 167 | 69,87% | 164 | 52,23% |
| C's | 2 | 1,21% | 0 | 0% | 1.613 | 15,95% | 5 | 4,13% | 9 | 3,77% | 55 | 17,52% |
| PSC | 1 | 0,61% | 9 | 11,69% | 1.284 | 12,70% | 1 | 0,83% | 3 | 1,26% | 14 | 4,46% |
| CUP | 36 | 21,82% | 23 | 29,87% | 861 | 8,51% | 12 | 9,92% | 39 | 16,32% | 23 | 7,32% |
| PP | 3 | 1,82% | 4 | 5,19% | 724 | 7,16% | 5 | 4,13% | 10 | 4,18% | 23 | 7,32% |
| CatSíqueesPot unio.cat | 5 | 3,03% | 6 | 7,79% | 603 | 5,96% | 7 | 5,79% | 4 | 1,67% | 10 | 3,18% |
| PACMA | 0 | 0% | 1 | 1,30% | 208 | 2,06% | 1 | 0,83% | 4 | 1,67% | 23 | 7,32% |
| RECORTES CERO-ELS VERDS | 0 | 0% | 0 | 0% | 64 | 0,63% | 0 | 0% | 1 | 0,42% | 0 | 0% |
| PIRATA.CAT/XDT | 0 | 0% | 0 | 0% | 17 | 0,17% | 0 | 0% | 1 | 0,42% | 2 | 0,64% |
| GANEMOS | 0 | 0% | 0 | 0% | 9 | 0,09% | 0 | 0% | 0 | 0% | 0 | 0% |
| | 0 | 0% | 0 | 0% | 5 | 0,05% | 0 | 0% | 0 | 0% | 0 | 0% |

| | Sant Feliu de Buixalleu | | Sant Feliu de Guíxols | | Sant Feliu de Pallerols | | Sant Ferriol | | Sant Gregori | | Sant Hilari Sacalm | |
|----------------------|-------------------------|--------|-----------------------|--------|-------------------------|--------|--------------|--------|--------------|--------|--------------------|--------|
| Escrutado | 100% | | 100% | | 100% | | 100% | | 100% | | 100% | |
| Total votantes | 505 | 80,54% | 10.982 | 74,55% | 884 | 89,66% | 114 | 75,50% | 2.240 | 86,15% | 3.298 | 82,49% |
| Abstención | 122 | 19,46% | 3.750 | 25,45% | 102 | 10,34% | 37 | 24,50% | 360 | 13,85% | 700 | 17,51% |
| Votos nulos | 14 | 2,77% | 52 | 0,47% | 0 | 0% | 1 | 0,88% | 10 | 0,45% | 9 | 0,27% |
| Votos en blanco | 0 | 0% | 61 | 0,56% | 5 | 0,57% | 1 | 0,88% | 8 | 0,36% | 15 | 0,45% |
| Votos a candidaturas | 491 | 97,23% | 10.869 | 98,97% | 879 | 99,43% | 112 | 98,25% | 2.222 | 99,20% | 3.274 | 99,27% |

Candidaturas

| | | | | | | | | | | | | |
|-------------------------|-----|--------|-------|--------|-----|--------|----|--------|-------|--------|-------|--------|
| JxSí | 329 | 67,01% | 5.196 | 47,54% | 669 | 75,68% | 73 | 64,60% | 1.594 | 71,48% | 2.290 | 69,63% |
| C's | 19 | 3,87% | 1.714 | 15,68% | 6 | 0,68% | 2 | 1,77% | 148 | 6,64% | 126 | 3,83% |
| PSC | 22 | 4,48% | 1.559 | 14,26% | 35 | 3,96% | 2 | 1,77% | 64 | 2,87% | 270 | 8,21% |
| CUP | 57 | 11,61% | 688 | 6,29% | 88 | 9,95% | 21 | 18,58% | 291 | 13,05% | 334 | 10,16% |
| PP | 24 | 4,89% | 660 | 6,04% | 28 | 3,17% | 3 | 2,65% | 40 | 1,79% | 101 | 3,07% |
| CatSíqueesPot unio.cat | 23 | 4,68% | 720 | 6,59% | 14 | 1,58% | 8 | 7,08% | 47 | 2,11% | 70 | 2,13% |
| PACMA | 15 | 3,05% | 200 | 1,83% | 32 | 3,62% | 3 | 2,65% | 33 | 1,48% | 74 | 2,25% |
| RECORTES CERO-ELS VERDS | 2 | 0,41% | 75 | 0,69% | 3 | 0,34% | 0 | 0% | 3 | 0,13% | 9 | 0,27% |
| PIRATA.CAT/XDT | 0 | 0% | 33 | 0,30% | 1 | 0,11% | 0 | 0% | 1 | 0,04% | 0 | 0% |
| GANEMOS | 0 | 0% | 10 | 0,09% | 1 | 0,11% | 0 | 0% | 0 | 0% | 0 | 0% |
| | 0 | 0% | 14 | 0,13% | 2 | 0,23% | 0 | 0% | 1 | 0,04% | 0 | 0% |

| | Sant Jaume de Llierca | | Sant Joan de les Abadesses | | Sant Joan de Mollet | | Sant Joan les Fonts | | Sant Jordi Desvalls | | Sant Julià de Ramis | |
|----------------------|-----------------------|--------|----------------------------|--------|---------------------|--------|---------------------|--------|---------------------|--------|---------------------|--------|
| Escrutado | 100% | | 100% | | 100% | | 100% | | 100% | | 100% | |
| Total votantes | 558 | 85,85% | 2.259 | 83,79% | 333 | 88,56% | 1.903 | 83,17% | 449 | 87,02% | 2.089 | 83,90% |
| Abstención | 92 | 14,15% | 437 | 16,21% | 43 | 11,44% | 385 | 16,83% | 67 | 12,98% | 401 | 16,10% |
| Votos nulos | 0 | 0% | 6 | 0,27% | 1 | 0,30% | 7 | 0,37% | 5 | 1,11% | 7 | 0,34% |
| Votos en blanco | 3 | 0,54% | 21 | 0,93% | 5 | 1,50% | 12 | 0,63% | 2 | 0,45% | 7 | 0,34% |
| Votos a candidaturas | 555 | 99,46% | 2.232 | 98,80% | 327 | 98,20% | 1.884 | 99,00% | 442 | 98,44% | 2.075 | 99,33% |

Candidaturas

| | | | | | | | | | | | | |
|-------------------------|-----|--------|-------|--------|-----|--------|-------|--------|-----|--------|-------|--------|
| JxSí | 403 | 72,22% | 1.581 | 70,17% | 236 | 71,08% | 1.347 | 71,04% | 332 | 74,77% | 1.182 | 56,77% |
| C's | 20 | 3,58% | 97 | 4,31% | 14 | 4,22% | 62 | 3,27% | 13 | 2,93% | 340 | 16,33% |
| PSC | 33 | 5,91% | 171 | 7,59% | 14 | 4,22% | 120 | 6,33% | 12 | 2,70% | 180 | 8,65% |
| CUP | 43 | 7,71% | 185 | 8,21% | 37 | 11,14% | 175 | 9,23% | 62 | 13,96% | 150 | 7,20% |
| PP | 20 | 3,58% | 92 | 4,08% | 11 | 3,31% | 70 | 3,69% | 11 | 2,48% | 73 | 3,51% |
| CatSíqueesPot unio.cat | 19 | 3,41% | 48 | 2,13% | 8 | 2,41% | 53 | 2,80% | 8 | 1,80% | 99 | 4,76% |
| PACMA | 13 | 2,33% | 48 | 2,13% | 5 | 1,51% | 52 | 2,74% | 3 | 0,68% | 32 | 1,54% |
| RECORTES CERO-ELS VERDS | 1 | 0,18% | 4 | 0,18% | 1 | 0,30% | 2 | 0,11% | 0 | 0% | 16 | 0,77% |
| PIRATA.CAT/XDT | 2 | 0,36% | 4 | 0,18% | 0 | 0% | 0 | 0% | 0 | 0% | 0 | 0% |
| GANEMOS | 1 | 0,18% | 1 | 0,04% | 0 | 0,30% | 0 | 0% | 0 | 0% | 1 | 0,05% |
| | 0 | 0% | 1 | 0,04% | 0 | 0% | 3 | 0,16% | 1 | 0,23% | 2 | 0,10% |

Municipios de Girona

| | Sant Julià del Llor i Bonmatí | | Sant Llorenç de la Muga | | Sant Martí de Llèmena | | Sant Martí Vell | | Sant Miquel de Campmajor | | Sant Miquel de Fluvià | |
|----------------------|--------------------------------------|--------|--------------------------------|--------|------------------------------|--------|------------------------|--------|---------------------------------|--------|------------------------------|--------|
| Escrutado | 100% | | 100% | | 100% | | 100% | | 100% | | 100% | |
| Total votantes | 735 | 82,40% | 140 | 84,85% | 382 | 84,14% | 157 | 88,20% | 147 | 83,05% | 411 | 71,23% |
| Abstención | 157 | 17,60% | 25 | 15,15% | 72 | 15,86% | 21 | 11,80% | 30 | 16,95% | 166 | 28,77% |
| Votos nulos | 18 | 2,45% | 1 | 0,71% | 4 | 1,05% | 0 | 0% | 0 | 0% | 2 | 0,49% |
| Votos en blanco | 3 | 0,41% | 1 | 0,71% | 3 | 0,79% | 0 | 0% | 3 | 2,04% | 5 | 1,22% |
| Votos a candidaturas | 714 | 97,14% | 138 | 98,57% | 375 | 98,17% | 157 | 100% | 144 | 97,96% | 404 | 98,30% |

Candidaturas

| | | | | | | | | | | | | |
|-------------------------|-----|--------|----|--------|-----|--------|-----|--------|-----|--------|-----|--------|
| JxSí | 532 | 74,20% | 93 | 66,91% | 252 | 66,67% | 103 | 65,61% | 106 | 72,11% | 144 | 35,21% |
| C's | 57 | 7,95% | 14 | 10,07% | 12 | 3,17% | 12 | 7,64% | 4 | 2,72% | 70 | 17,11% |
| PSC | 26 | 3,63% | 9 | 6,47% | 7 | 1,85% | 10 | 6,37% | 0 | 0% | 71 | 17,36% |
| CUP | 32 | 4,46% | 13 | 9,35% | 59 | 15,61% | 22 | 14,01% | 25 | 17,01% | 31 | 7,58% |
| PP | 20 | 2,79% | 2 | 1,44% | 6 | 1,59% | 4 | 2,55% | 3 | 2,04% | 55 | 13,45% |
| CatSíqueesPot | 25 | 3,49% | 3 | 2,16% | 31 | 8,20% | 4 | 2,55% | 1 | 0,68% | 18 | 4,40% |
| unio.cat | 16 | 2,23% | 4 | 2,88% | 5 | 1,32% | 2 | 1,27% | 3 | 2,04% | 11 | 2,69% |
| PACMA | 2 | 0,28% | 0 | 0% | 1 | 0,26% | 0 | 0% | 2 | 1,36% | 2 | 0,49% |
| RECORTES CERO-ELS VERDS | 1 | 0,14% | 0 | 0% | 0 | 0% | 0 | 0% | 0 | 0% | 1 | 0,24% |
| PIRATA.CAT/XDT | 1 | 0,14% | 0 | 0% | 2 | 0,53% | 0 | 0% | 0 | 0% | 0 | 0% |
| GANEMOS | 2 | 0,28% | 0 | 0% | 0 | 0% | 0 | 0% | 0 | 0% | 1 | 0,24% |

| | Sant Mori | | Sant Pau de Segúries | | Sant Pere Pescador | | Santa Coloma de Farners | | Santa Cristina d'Aro | | Santa Llogaia d'Alguema | |
|----------------------|------------------|--------|-----------------------------|--------|---------------------------|--------|--------------------------------|--------|-----------------------------|--------|--------------------------------|--------|
| Escrutado | 100% | | 100% | | 100% | | 100% | | 100% | | 100% | |
| Total votantes | 105 | 86,78% | 477 | 85,03% | 833 | 78,44% | 6.476 | 77,98% | 2.597 | 77,34% | 202 | 77,69% |
| Abstención | 16 | 13,22% | 84 | 14,97% | 229 | 21,56% | 1.829 | 22,02% | 761 | 22,66% | 58 | 22,31% |
| Votos nulos | 1 | 0,95% | 4 | 0,84% | 3 | 0,36% | 28 | 0,43% | 12 | 0,46% | 0 | 0% |
| Votos en blanco | 1 | 0,95% | 1 | 0,21% | 7 | 0,84% | 35 | 0,54% | 17 | 0,65% | 1 | 0,50% |
| Votos a candidaturas | 103 | 98,10% | 472 | 98,95% | 823 | 98,80% | 6.413 | 99,03% | 2.568 | 98,88% | 201 | 99,50% |

Candidaturas

| | | | | | | | | | | | | |
|-------------------------|----|--------|-----|--------|-----|--------|-------|--------|-------|--------|----|--------|
| JxSí | 61 | 58,65% | 358 | 75,69% | 577 | 69,52% | 4.222 | 65,48% | 1.426 | 55,16% | 64 | 31,68% |
| C's | 20 | 19,23% | 25 | 5,29% | 65 | 7,83% | 608 | 9,43% | 408 | 15,78% | 61 | 30,20% |
| PSC | 8 | 7,69% | 14 | 2,96% | 33 | 3,98% | 410 | 6,36% | 202 | 7,81% | 26 | 12,87% |
| CUP | 8 | 7,69% | 30 | 6,34% | 69 | 8,31% | 489 | 7,58% | 160 | 6,19% | 5 | 2,48% |
| PP | 4 | 3,85% | 20 | 4,23% | 38 | 4,58% | 243 | 3,77% | 161 | 6,23% | 22 | 10,89% |
| CatSíqueesPot | 2 | 1,92% | 15 | 3,17% | 21 | 2,53% | 260 | 4,03% | 140 | 5,42% | 18 | 8,91% |
| unio.cat | 0 | 0% | 10 | 2,11% | 14 | 1,69% | 118 | 1,83% | 49 | 1,90% | 4 | 1,98% |
| PACMA | 0 | 0% | 0 | 0% | 4 | 0,48% | 39 | 0,60% | 15 | 0,58% | 1 | 0,50% |
| RECORTES CERO-ELS VERDS | 0 | 0% | 0 | 0% | 2 | 0,24% | 16 | 0,25% | 3 | 0,12% | 0 | 0% |
| PIRATA.CAT/XDT | 0 | 0% | 0 | 0% | 0 | 0% | 6 | 0,09% | 2 | 0,08% | 0 | 0% |
| GANEMOS | 0 | 0% | 0 | 0% | 0 | 0% | 2 | 0,03% | 2 | 0,08% | 0 | 0% |

| | Santa Pau | | Sarrià de Ter | | Saus, Camallera i Llampaies | | Selva de Mar, la | | Serinyà | | Serra de Daró | |
|----------------------|------------------|--------|----------------------|--------|------------------------------------|--------|-------------------------|--------|----------------|--------|----------------------|--------|
| Escrutado | 100% | | 100% | | 100% | | 100% | | 100% | | 100% | |
| Total votantes | 1.106 | 87,92% | 3.066 | 82,35% | 541 | 88,11% | 141 | 84,94% | 715 | 85,12% | 128 | 88,28% |
| Abstención | 152 | 12,08% | 657 | 17,65% | 73 | 11,89% | 25 | 15,06% | 125 | 14,88% | 17 | 11,72% |
| Votos nulos | 8 | 0,72% | 32 | 1,04% | 4 | 0,74% | 0 | 0% | 4 | 0,56% | 1 | 0,78% |
| Votos en blanco | 4 | 0,36% | 12 | 0,39% | 3 | 0,55% | 0 | 0% | 5 | 0,70% | 1 | 0,78% |
| Votos a candidaturas | 1.094 | 98,92% | 3.022 | 98,56% | 534 | 98,71% | 141 | 100% | 706 | 98,74% | 126 | 98,44% |

Candidaturas

| | | | | | | | | | | | | |
|-------------------------|-----|--------|-------|--------|-----|--------|----|--------|-----|--------|----|--------|
| JxSí | 843 | 76,78% | 1.571 | 51,78% | 323 | 60,15% | 84 | 59,57% | 503 | 70,75% | 98 | 77,17% |
| C's | 37 | 3,37% | 527 | 17,37% | 37 | 6,89% | 7 | 4,96% | 26 | 3,66% | 1 | 0,79% |
| PSC | 25 | 2,28% | 320 | 10,55% | 23 | 4,28% | 5 | 3,55% | 34 | 4,78% | 1 | 0,79% |
| CUP | 101 | 9,20% | 242 | 7,98% | 82 | 15,27% | 35 | 24,82% | 82 | 11,53% | 15 | 11,81% |
| PP | 32 | 2,91% | 122 | 4,02% | 11 | 2,05% | 3 | 2,13% | 19 | 2,67% | 1 | 0,79% |
| CatSíqueesPot | 30 | 2,73% | 162 | 5,34% | 42 | 7,82% | 5 | 3,55% | 22 | 3,09% | 2 | 1,57% |
| unio.cat | 24 | 2,19% | 51 | 1,68% | 14 | 2,61% | 2 | 1,42% | 20 | 2,81% | 7 | 5,51% |
| PACMA | 1 | 0,09% | 17 | 0,56% | 0 | 0% | 0 | 0% | 0 | 0% | 1 | 0,79% |
| RECORTES CERO-ELS VERDS | 1 | 0,09% | 3 | 0,10% | 2 | 0,37% | 0 | 0% | 0 | 0% | 0 | 0% |
| PIRATA.CAT/XDT | 0 | 0% | 2 | 0,07% | 0 | 0% | 0 | 0% | 0 | 0% | 0 | 0% |
| GANEMOS | 0 | 0% | 5 | 0,16% | 0 | 0% | 0 | 0% | 0 | 0% | 0 | 0% |

Municipios de Girona

| | Setcases | | Sils | | Siurana | | Susqueda | | Tallada d'Empordà, la | | Terrades | |
|----------------------|-----------------|--------|-------------|--------|----------------|--------|-----------------|--------|------------------------------|--------|-----------------|--------|
| Escrutado | 100% | | 100% | | 100% | | 100% | | 100% | | 100% | |
| Total votantes | 128 | 87,07% | 3.205 | 76,00% | 104 | 83,20% | 68 | 86,08% | 305 | 89,18% | 180 | 84,11% |
| Abstención | 19 | 12,93% | 1.012 | 24,00% | 21 | 16,80% | 11 | 13,92% | 37 | 10,82% | 34 | 15,89% |
| Votos nulos | 0 | 0% | 18 | 0,56% | 1 | 0,96% | 0 | 0% | 0 | 0% | 0 | 0% |
| Votos en blanco | 0 | 0% | 21 | 0,66% | 0 | 0% | 1 | 1,47% | 2 | 0,66% | 3 | 1,67% |
| Votos a candidaturas | 128 | 100% | 3.166 | 98,78% | 103 | 99,04% | 67 | 98,53% | 303 | 99,34% | 177 | 98,33% |

Candidaturas

| | | | | | | | | | | | | |
|-------------------------|----|--------|-------|--------|----|--------|----|--------|-----|--------|-----|--------|
| JxSí | 94 | 73,44% | 1.512 | 47,44% | 74 | 71,84% | 49 | 72,06% | 220 | 72,13% | 107 | 59,44% |
| C's | 1 | 0,78% | 603 | 18,92% | 5 | 4,85% | 4 | 5,88% | 4 | 1,31% | 15 | 8,33% |
| PSC | 9 | 7,03% | 290 | 9,10% | 1 | 0,97% | 0 | 0% | 15 | 4,92% | 6 | 3,33% |
| CUP | 6 | 4,69% | 258 | 8,10% | 13 | 12,62% | 9 | 13,24% | 39 | 12,79% | 15 | 8,33% |
| PP | 6 | 4,69% | 208 | 6,53% | 5 | 4,85% | 1 | 1,47% | 3 | 0,98% | 14 | 7,78% |
| CatSíqueesPot | 1 | 0,78% | 215 | 6,75% | 5 | 4,85% | 2 | 2,94% | 12 | 3,93% | 11 | 6,11% |
| unio.cat | 10 | 7,81% | 40 | 1,26% | 0 | 0% | 2 | 2,94% | 10 | 3,28% | 7 | 3,89% |
| PACMA | 0 | 0% | 27 | 0,85% | 0 | 0% | 0 | 0% | 0 | 0% | 0 | 0% |
| RECORTES CERO-ELS VERDS | 0 | 0% | 9 | 0,28% | 0 | 0% | 0 | 0% | 0 | 0% | 1 | 0,56% |
| PIRATA.CAT/XDT | 1 | 0,78% | 1 | 0,03% | 0 | 0% | 0 | 0% | 0 | 0% | 0 | 0% |
| GANEMOS | 0 | 0% | 3 | 0,09% | 0 | 0% | 0 | 0% | 0 | 0% | 1 | 0,56% |

| | Torrent | | Torroella de Fluvià | | Torroella de Montgrí | | Tortellà | | Toses | | Tossa de Mar | |
|----------------------|----------------|--------|----------------------------|--------|-----------------------------|--------|-----------------|--------|--------------|--------|---------------------|--------|
| Escrutado | 100% | | 100% | | 100% | | 100% | | 100% | | 100% | |
| Total votantes | 117 | 86,03% | 325 | 76,47% | 5.375 | 78,70% | 523 | 84,90% | 120 | 91,60% | 2.924 | 76,99% |
| Abstención | 19 | 13,97% | 100 | 23,53% | 1.455 | 21,30% | 93 | 15,10% | 11 | 8,40% | 874 | 23,01% |
| Votos nulos | 2 | 1,71% | 2 | 0,62% | 28 | 0,52% | 1 | 0,19% | 0 | 0% | 20 | 0,68% |
| Votos en blanco | 0 | 0% | 3 | 0,92% | 28 | 0,52% | 6 | 1,15% | 1 | 0,83% | 12 | 0,41% |
| Votos a candidaturas | 115 | 98,29% | 320 | 98,46% | 5.319 | 98,96% | 516 | 98,66% | 119 | 99,17% | 2.892 | 98,91% |

Candidaturas

| | | | | | | | | | | | | |
|-------------------------|----|--------|-----|--------|-------|--------|-----|--------|----|--------|-------|--------|
| JxSí | 80 | 69,57% | 194 | 60,06% | 3.361 | 62,86% | 348 | 66,67% | 95 | 79,17% | 1.412 | 48,62% |
| C's | 13 | 11,30% | 32 | 9,91% | 632 | 11,82% | 23 | 4,41% | 4 | 3,33% | 448 | 15,43% |
| PSC | 6 | 5,22% | 24 | 7,43% | 314 | 5,87% | 27 | 5,17% | 1 | 0,83% | 293 | 10,09% |
| CUP | 8 | 6,96% | 43 | 13,31% | 462 | 8,64% | 82 | 15,71% | 8 | 6,67% | 287 | 9,88% |
| PP | 2 | 1,74% | 10 | 3,10% | 274 | 5,12% | 15 | 2,87% | 6 | 5,00% | 190 | 6,54% |
| CatSíqueesPot | 4 | 3,48% | 13 | 4,02% | 156 | 2,92% | 16 | 3,07% | 0 | 0% | 150 | 5,17% |
| unio.cat | 2 | 1,74% | 3 | 0,93% | 97 | 1,81% | 5 | 0,96% | 4 | 3,33% | 78 | 2,69% |
| PACMA | 0 | 0% | 1 | 0,31% | 13 | 0,24% | 0 | 0% | 1 | 0,83% | 16 | 0,55% |
| RECORTES CERO-ELS VERDS | 0 | 0% | 0 | 0% | 5 | 0,09% | 0 | 0% | 0 | 0% | 14 | 0,48% |
| PIRATA.CAT/XDT | 0 | 0% | 0 | 0% | 4 | 0,07% | 0 | 0% | 0 | 0% | 1 | 0,03% |
| GANEMOS | 0 | 0% | 0 | 0% | 1 | 0,02% | 0 | 0% | 0 | 0% | 3 | 0,10% |

| | Ullà | | Ullastret | | Ultramort | | Urús | | Vajol, la | | Vall de Bianya, la | |
|----------------------|-------------|--------|------------------|--------|------------------|--------|-------------|--------|------------------|--------|---------------------------|--------|
| Escrutado | 100% | | 100% | | 100% | | 100% | | 100% | | 100% | |
| Total votantes | 448 | 80,29% | 193 | 89,35% | 138 | 89,61% | 115 | 80,42% | 56 | 90,32% | 833 | 83,13% |
| Abstención | 110 | 19,71% | 23 | 10,65% | 16 | 10,39% | 28 | 19,58% | 6 | 9,68% | 169 | 16,87% |
| Votos nulos | 1 | 0,22% | 0 | 0% | 3 | 2,17% | 1 | 0,87% | 0 | 0% | 2 | 0,24% |
| Votos en blanco | 7 | 1,56% | 0 | 0% | 0 | 0% | 1 | 0,87% | 2 | 3,57% | 10 | 1,20% |
| Votos a candidaturas | 440 | 98,21% | 193 | 100% | 135 | 97,83% | 113 | 98,26% | 54 | 96,43% | 821 | 98,56% |

Candidaturas

| | | | | | | | | | | | | |
|-------------------------|-----|--------|-----|--------|----|--------|----|--------|----|--------|-----|--------|
| JxSí | 245 | 54,81% | 153 | 79,27% | 93 | 68,89% | 65 | 57,02% | 35 | 62,50% | 590 | 71,00% |
| C's | 54 | 12,08% | 0 | 0% | 5 | 3,70% | 7 | 6,14% | 3 | 5,36% | 30 | 3,61% |
| PSC | 53 | 11,86% | 7 | 3,63% | 4 | 2,96% | 2 | 1,75% | 6 | 10,71% | 31 | 3,73% |
| CUP | 43 | 9,62% | 23 | 11,92% | 21 | 15,56% | 25 | 21,93% | 4 | 7,14% | 94 | 11,31% |
| PP | 25 | 5,59% | 2 | 1,04% | 1 | 0,74% | 5 | 4,39% | 3 | 5,36% | 24 | 2,89% |
| CatSíqueesPot | 15 | 3,36% | 5 | 2,59% | 3 | 2,22% | 3 | 2,63% | 3 | 5,36% | 26 | 3,13% |
| unio.cat | 4 | 0,89% | 3 | 1,55% | 7 | 5,19% | 6 | 5,26% | 0 | 0% | 23 | 2,77% |
| PACMA | 0 | 0% | 0 | 0% | 1 | 0,74% | 0 | 0% | 0 | 0% | 0 | 0% |
| RECORTES CERO-ELS VERDS | 0 | 0% | 0 | 0% | 0 | 0% | 0 | 0% | 0 | 0% | 2 | 0,24% |
| PIRATA.CAT/XDT | 1 | 0,22% | 0 | 0% | 0 | 0% | 0 | 0% | 0 | 0% | 1 | 0,12% |
| GANEMOS | 0 | 0% | 0 | 0% | 0 | 0% | 0 | 0% | 0 | 0% | 0 | 0% |

Municipios de Girona

| | Vall d'en Bas, la | | Vallfogona de Ripollès | | Vall-llobrega | | Ventalló | | Verges | | Vidrà | |
|----------------------|-------------------|-------------|------------------------|-------------|---------------|-------------|----------|-------------|--------|-------------|-------|-------------|
| Escrutado | | 100% | | 100% | | 100% | | 100% | | 100% | | 100% |
| Total votantes | 2.066 | 87,06% | 150 | 86,21% | 540 | 86,40% | 456 | 81,87% | 730 | 87,32% | 119 | 88,15% |
| Abstención | 307 | 12,94% | 24 | 13,79% | 85 | 13,60% | 101 | 18,13% | 106 | 12,68% | 16 | 11,85% |
| Votos nulos | 8 | 0,39% | 0 | 0% | 1 | 0,19% | 2 | 0,44% | 4 | 0,55% | 0 | 0% |
| Votos en blanco | 7 | 0,34% | 0 | 0% | 2 | 0,37% | 3 | 0,66% | 2 | 0,27% | 3 | 2,52% |
| Votos a candidaturas | 2.051 | 99,27% | 150 | 100% | 537 | 99,44% | 451 | 98,90% | 724 | 99,18% | 116 | 97,48% |

Candidaturas

| | | | | | | | | | | | | |
|-------------------------|-------|--------|-----|--------|-----|--------|-----|--------|-----|--------|----|--------|
| JxSí | 1.628 | 79,11% | 120 | 80,00% | 314 | 58,26% | 286 | 63,00% | 519 | 71,49% | 88 | 73,95% |
| C's | 37 | 1,80% | 4 | 2,67% | 87 | 16,14% | 36 | 7,93% | 33 | 4,55% | 1 | 0,84% |
| PSC | 39 | 1,90% | 1 | 0,67% | 32 | 5,94% | 14 | 3,08% | 24 | 3,31% | 3 | 2,52% |
| CUP | 202 | 9,82% | 19 | 12,67% | 43 | 7,98% | 65 | 14,32% | 101 | 13,91% | 14 | 11,76% |
| PP | 48 | 2,33% | 1 | 0,67% | 21 | 3,90% | 24 | 5,29% | 22 | 3,03% | 0 | 0% |
| CatSíqueesPot | 45 | 2,19% | 2 | 1,33% | 22 | 4,08% | 10 | 2,20% | 9 | 1,24% | 5 | 4,20% |
| unio.cat | 50 | 2,43% | 3 | 2,00% | 14 | 2,60% | 15 | 3,30% | 10 | 1,38% | 5 | 4,20% |
| PACMA | 1 | 0,05% | 0 | 0% | 4 | 0,74% | 0 | 0% | 2 | 0,28% | 0 | 0% |
| RECORTES CERO-ELS VERDS | 1 | 0,05% | 0 | 0% | 0 | 0% | 1 | 0,22% | 0 | 0% | 0 | 0% |
| PIRATA.CAT/XDT | 0 | 0% | 0 | 0% | 0 | 0% | 0 | 0% | 1 | 0,14% | 0 | 0% |
| GANEMOS | 0 | 0% | 0 | 0% | 0 | 0% | 0 | 0% | 3 | 0,41% | 0 | 0% |

| | Vidreres | | Vilabertran | | Vilablareix | | Viladamat | | Viladasens | | Vilademuls | |
|----------------------|----------|-------------|-------------|-------------|-------------|-------------|-----------|-------------|------------|-------------|------------|-------------|
| Escrutado | | 100% | | 100% | | 100% | | 100% | | 100% | | 100% |
| Total votantes | 4.078 | 75,74% | 580 | 82,04% | 1.765 | 86,27% | 309 | 90,62% | 146 | 89,02% | 514 | 87,12% |
| Abstención | 1.306 | 24,26% | 127 | 17,96% | 281 | 13,73% | 32 | 9,38% | 18 | 10,98% | 76 | 12,88% |
| Votos nulos | 27 | 0,66% | 4 | 0,69% | 3 | 0,17% | 1 | 0,32% | 1 | 0,68% | 1 | 0,19% |
| Votos en blanco | 12 | 0,29% | 3 | 0,52% | 15 | 0,85% | 0 | 0% | 1 | 0,68% | 3 | 0,58% |
| Votos a candidaturas | 4.039 | 99,04% | 573 | 98,79% | 1.747 | 98,98% | 308 | 99,68% | 144 | 98,63% | 510 | 99,22% |

Candidaturas

| | | | | | | | | | | | | |
|-------------------------|-------|--------|-----|--------|-------|--------|-----|--------|----|--------|-----|--------|
| JxSí | 2.149 | 53,05% | 400 | 69,44% | 1.148 | 65,15% | 163 | 52,92% | 91 | 62,76% | 354 | 69,01% |
| C's | 671 | 16,56% | 56 | 9,72% | 217 | 12,32% | 11 | 3,57% | 0 | 0% | 17 | 3,31% |
| PSC | 326 | 8,05% | 23 | 3,99% | 112 | 6,36% | 12 | 3,90% | 4 | 2,76% | 9 | 1,75% |
| CUP | 280 | 6,91% | 45 | 7,81% | 92 | 5,22% | 98 | 31,82% | 36 | 24,83% | 81 | 15,79% |
| PP | 252 | 6,22% | 33 | 5,73% | 59 | 3,35% | 7 | 2,27% | 6 | 4,14% | 20 | 3,90% |
| CatSíqueesPot | 232 | 5,73% | 6 | 1,04% | 76 | 4,31% | 6 | 1,95% | 5 | 3,45% | 16 | 3,12% |
| unio.cat | 68 | 1,68% | 8 | 1,39% | 33 | 1,87% | 9 | 2,92% | 2 | 1,38% | 11 | 2,14% |
| PACMA | 31 | 0,77% | 1 | 0,17% | 7 | 0,40% | 0 | 0% | 0 | 0% | 1 | 0,19% |
| RECORTES CERO-ELS VERDS | 10 | 0,25% | 1 | 0,17% | 2 | 0,11% | 1 | 0,32% | 0 | 0% | 1 | 0,19% |
| PIRATA.CAT/XDT | 4 | 0,10% | 0 | 0% | 0 | 0% | 1 | 0,32% | 0 | 0% | 0 | 0% |
| GANEMOS | 16 | 0,39% | 0 | 0% | 1 | 0,06% | 0 | 0% | 0 | 0% | 0 | 0% |

| | Viladrau | | Vilafant | | Vilajuïga | | Vilallonga de Ter | | Vilamacolum | | Vilamalla | |
|----------------------|----------|-------------|----------|-------------|-----------|-------------|-------------------|-------------|-------------|-------------|-----------|-------------|
| Escrutado | | 100% | | 100% | | 100% | | 100% | | 100% | | 100% |
| Total votantes | 707 | 87,28% | 3.275 | 78,13% | 633 | 77,48% | 259 | 83,01% | 165 | 78,95% | 650 | 76,74% |
| Abstención | 103 | 12,72% | 917 | 21,88% | 184 | 22,52% | 53 | 16,99% | 44 | 21,05% | 197 | 23,26% |
| Votos nulos | 3 | 0,42% | 8 | 0,24% | 4 | 0,63% | 0 | 0% | 1 | 0,61% | 5 | 0,77% |
| Votos en blanco | 2 | 0,28% | 8 | 0,24% | 5 | 0,79% | 2 | 0,77% | 3 | 1,82% | 4 | 0,62% |
| Votos a candidaturas | 702 | 99,29% | 3.259 | 99,51% | 624 | 98,58% | 257 | 99,23% | 161 | 97,58% | 641 | 98,62% |

Candidaturas

| | | | | | | | | | | | | |
|-------------------------|-----|--------|-------|--------|-----|--------|-----|--------|-----|--------|-----|--------|
| JxSí | 543 | 77,13% | 1.486 | 45,49% | 330 | 52,46% | 200 | 77,22% | 123 | 75,00% | 246 | 38,14% |
| C's | 23 | 3,27% | 684 | 20,94% | 97 | 15,42% | 6 | 2,32% | 13 | 7,93% | 178 | 27,60% |
| PSC | 24 | 3,41% | 316 | 9,67% | 51 | 8,11% | 8 | 3,09% | 5 | 3,05% | 57 | 8,84% |
| CUP | 59 | 8,38% | 212 | 6,49% | 80 | 12,72% | 15 | 5,79% | 9 | 5,49% | 15 | 2,33% |
| PP | 21 | 2,98% | 304 | 9,31% | 31 | 4,93% | 10 | 3,86% | 3 | 1,83% | 85 | 13,18% |
| CatSíqueesPot | 7 | 0,99% | 153 | 4,68% | 20 | 3,18% | 7 | 2,70% | 5 | 3,05% | 24 | 3,72% |
| unio.cat | 25 | 3,55% | 71 | 2,17% | 9 | 1,43% | 11 | 4,25% | 3 | 1,83% | 23 | 3,57% |
| PACMA | 0 | 0% | 20 | 0,61% | 3 | 0,48% | 0 | 0% | 0 | 0% | 6 | 0,93% |
| RECORTES CERO-ELS VERDS | 0 | 0% | 7 | 0,21% | 1 | 0,16% | 0 | 0% | 0 | 0% | 2 | 0,31% |
| PIRATA.CAT/XDT | 0 | 0% | 4 | 0,12% | 0 | 0% | 0 | 0% | 0 | 0% | 1 | 0,16% |
| GANEMOS | 0 | 0% | 2 | 0,06% | 2 | 0,32% | 0 | 0% | 0 | 0% | 4 | 0,62% |

Municipios de Girona

| | Vilamaniscle | | Vilanant | | Vila-sacra | | Vilaür | | Vilobí d'Onyar | | Vilopriu | |
|-------------------------|--------------|--------|-------------|--------|-------------|--------|-------------|--------|----------------|--------|-------------|--------|
| Escrutado | 100% | | 100% | | 100% | | 100% | | 100% | | 100% | |
| Total votantes | 106 | 82,81% | 253 | 86,05% | 388 | 86,03% | 94 | 87,04% | 1.937 | 84,77% | 123 | 86,62% |
| Abstención | 22 | 17,19% | 41 | 13,95% | 63 | 13,97% | 14 | 12,96% | 348 | 15,23% | 19 | 13,38% |
| Votos nulos | 2 | 1,89% | 2 | 0,79% | 0 | 0% | 0 | 0% | 9 | 0,46% | 1 | 0,81% |
| Votos en blanco | 1 | 0,94% | 0 | 0% | 0 | 0% | 1 | 1,06% | 10 | 0,52% | 0 | 0% |
| Votos a candidaturas | 103 | 97,17% | 251 | 99,21% | 388 | 100% | 93 | 98,94% | 1.918 | 99,02% | 122 | 99,19% |
| Candidaturas | | | | | | | | | | | | |
| JxSi | 76 | 73,08% | 179 | 71,31% | 226 | 58,25% | 67 | 71,28% | 1.339 | 69,45% | 71 | 58,20% |
| C's | 1 | 0,96% | 27 | 10,76% | 73 | 18,81% | 1 | 1,06% | 165 | 8,56% | 4 | 3,28% |
| PSC | 4 | 3,85% | 7 | 2,79% | 33 | 8,51% | 1 | 1,06% | 69 | 3,58% | 3 | 2,46% |
| CUP | 14 | 13,46% | 15 | 5,98% | 15 | 3,87% | 15 | 15,96% | 148 | 7,68% | 28 | 22,95% |
| PP | 2 | 1,92% | 8 | 3,19% | 24 | 6,19% | 4 | 4,26% | 75 | 3,89% | 4 | 3,28% |
| CatSiqueesPot | 2 | 1,92% | 9 | 3,59% | 2 | 0,52% | 3 | 3,19% | 65 | 3,37% | 7 | 5,74% |
| unio.cat | 4 | 3,85% | 6 | 2,39% | 10 | 2,58% | 2 | 2,13% | 46 | 2,39% | 1 | 0,82% |
| PACMA | 0 | 0% | 0 | 0% | 1 | 0,26% | 0 | 0% | 5 | 0,26% | 2 | 1,64% |
| RECORTES CERO-ELS VERDS | 0 | 0% | 0 | 0% | 3 | 0,77% | 0 | 0% | 2 | 0,10% | 0 | 0% |
| PIRATA.CAT/XDT | 0 | 0% | 0 | 0% | 1 | 0,26% | 0 | 0% | 2 | 0,10% | 1 | 0,82% |
| GANEMOS | 0 | 0% | 0 | 0% | 0 | 0% | 0 | 0% | 2 | 0,10% | 1 | 0,82% |

Municipios de Lleida

| | Residentes ausentes | | Abella de la Conca | | Àger | | Agramunt | | Aitona | | Alamús, els | |
|----------------------|---------------------|-------------|--------------------|-------------|------|-------------|----------|-------------|--------|-------------|-------------|-------------|
| Escrutado | | 100% | | 100% | | 100% | | 100% | | 100% | | 100% |
| Total votantes | 1.313 | 8,98% | 108 | 77,70% | 403 | 83,26% | 2.930 | 77,55% | 1.227 | 78,91% | 482 | 83,68% |
| Abstención | 13.310 | 91,02% | 31 | 22,30% | 81 | 16,74% | 848 | 22,45% | 328 | 21,09% | 94 | 16,32% |
| Votos nulos | 15 | 1,14% | 1 | 0,93% | 5 | 1,24% | 12 | 0,41% | 8 | 0,65% | 4 | 0,83% |
| Votos en blanco | 4 | 0,30% | 0 | 0% | 3 | 0,74% | 24 | 0,82% | 5 | 0,41% | 2 | 0,41% |
| Votos a candidaturas | 1.294 | 98,55% | 107 | 99,07% | 395 | 98,01% | 2.894 | 98,77% | 1.214 | 98,94% | 476 | 98,76% |

Candidaturas

| | | | | | | | | | | | | |
|-------------------------|-----|--------|----|--------|-----|--------|-------|--------|-----|--------|-----|--------|
| JxSí | 857 | 66,02% | 57 | 53,27% | 271 | 68,09% | 1.940 | 66,48% | 794 | 65,14% | 329 | 68,83% |
| C's | 69 | 5,32% | 9 | 8,41% | 18 | 4,52% | 252 | 8,64% | 61 | 5,00% | 39 | 8,16% |
| PSC | 50 | 3,85% | 11 | 10,28% | 14 | 3,52% | 161 | 5,52% | 58 | 4,76% | 23 | 4,81% |
| CUP | 108 | 8,32% | 18 | 16,82% | 45 | 11,31% | 152 | 5,21% | 47 | 3,86% | 21 | 4,39% |
| PP | 66 | 5,08% | 5 | 4,67% | 25 | 6,28% | 185 | 6,34% | 177 | 14,52% | 23 | 4,81% |
| CatSíqueesPot | 73 | 5,62% | 3 | 2,80% | 10 | 2,51% | 104 | 3,56% | 22 | 1,80% | 19 | 3,97% |
| unio.cat | 49 | 3,78% | 3 | 2,80% | 9 | 2,26% | 87 | 2,98% | 51 | 4,18% | 20 | 4,18% |
| PACMA | 11 | 0,85% | 0 | 0% | 2 | 0,50% | 9 | 0,31% | 2 | 0,16% | 1 | 0,21% |
| RECORTES CERO-ELS VERDS | 7 | 0,54% | 1 | 0,93% | 1 | 0,25% | 1 | 0,03% | 2 | 0,16% | 1 | 0,21% |
| GANEMOS | 4 | 0,31% | 0 | 0% | 0 | 0% | 3 | 0,10% | 0 | 0% | 0 | 0% |

| | Alàs i Cerc | | Albagés, l' | | Albatàrrec | | Albesa | | Albi, l' | | Alcanó | |
|----------------------|-------------|-------------|-------------|-------------|------------|-------------|--------|-------------|----------|-------------|--------|-------------|
| Escrutado | | 100% | | 100% | | 100% | | 100% | | 100% | | 100% |
| Total votantes | 221 | 79,78% | 274 | 79,65% | 1.128 | 79,89% | 968 | 85,06% | 534 | 84,76% | 162 | 76,78% |
| Abstención | 56 | 20,22% | 70 | 20,35% | 284 | 20,11% | 170 | 14,94% | 96 | 15,24% | 49 | 23,22% |
| Votos nulos | 1 | 0,45% | 2 | 0,73% | 5 | 0,44% | 2 | 0,21% | 4 | 0,75% | 0 | 0% |
| Votos en blanco | 7 | 3,17% | 1 | 0,36% | 4 | 0,35% | 9 | 0,93% | 2 | 0,37% | 3 | 1,85% |
| Votos a candidaturas | 213 | 96,38% | 271 | 98,91% | 1.119 | 99,20% | 957 | 98,86% | 528 | 98,88% | 159 | 98,15% |

Candidaturas

| | | | | | | | | | | | | |
|-------------------------|-----|--------|-----|--------|-----|--------|-----|--------|-----|--------|-----|--------|
| JxSí | 139 | 63,18% | 142 | 52,21% | 592 | 52,72% | 651 | 67,39% | 322 | 60,75% | 117 | 72,22% |
| C's | 8 | 3,64% | 29 | 10,66% | 181 | 16,12% | 63 | 6,52% | 37 | 6,98% | 6 | 3,70% |
| PSC | 20 | 9,09% | 35 | 12,87% | 83 | 7,39% | 42 | 4,35% | 16 | 3,02% | 1 | 0,62% |
| CUP | 21 | 9,55% | 21 | 7,72% | 87 | 7,75% | 70 | 7,25% | 59 | 11,13% | 18 | 11,11% |
| PP | 8 | 3,64% | 21 | 7,72% | 66 | 5,88% | 92 | 9,52% | 50 | 9,43% | 2 | 1,23% |
| CatSíqueesPot | 6 | 2,73% | 13 | 4,78% | 59 | 5,25% | 17 | 1,76% | 18 | 3,40% | 6 | 3,70% |
| unio.cat | 11 | 5,00% | 8 | 2,94% | 33 | 2,94% | 18 | 1,86% | 23 | 4,34% | 9 | 5,56% |
| PACMA | 0 | 0% | 0 | 0% | 17 | 1,51% | 2 | 0,21% | 1 | 0,19% | 0 | 0% |
| RECORTES CERO-ELS VERDS | 0 | 0% | 2 | 0,74% | 0 | 0% | 0 | 0% | 1 | 0,19% | 0 | 0% |
| GANEMOS | 0 | 0% | 0 | 0% | 1 | 0,09% | 2 | 0,21% | 1 | 0,19% | 0 | 0% |

| | Alcarràs | | Alcoletge | | Alfarràs | | Alfés | | Algerri | | Alguaire | |
|----------------------|----------|-------------|-----------|-------------|----------|-------------|-------|-------------|---------|-------------|----------|-------------|
| Escrutado | | 100% | | 100% | | 100% | | 100% | | 100% | | 100% |
| Total votantes | 3.867 | 73,60% | 1.677 | 73,42% | 1.555 | 71,53% | 216 | 85,04% | 290 | 82,15% | 1.607 | 76,13% |
| Abstención | 1.387 | 26,40% | 607 | 26,58% | 619 | 28,47% | 38 | 14,96% | 63 | 17,85% | 504 | 23,87% |
| Votos nulos | 18 | 0,47% | 13 | 0,78% | 11 | 0,71% | 1 | 0,46% | 0 | 0% | 11 | 0,68% |
| Votos en blanco | 25 | 0,65% | 7 | 0,42% | 16 | 1,03% | 3 | 1,39% | 1 | 0,34% | 10 | 0,62% |
| Votos a candidaturas | 3.824 | 98,89% | 1.657 | 98,81% | 1.528 | 98,26% | 212 | 98,15% | 289 | 99,66% | 1.586 | 98,69% |

Candidaturas

| | | | | | | | | | | | | |
|-------------------------|-------|--------|-----|--------|-----|--------|-----|--------|-----|--------|-------|--------|
| JxSí | 2.270 | 58,98% | 870 | 52,28% | 654 | 42,36% | 162 | 75,35% | 198 | 68,28% | 1.062 | 66,54% |
| C's | 461 | 11,98% | 272 | 16,35% | 166 | 10,75% | 5 | 2,33% | 11 | 3,79% | 57 | 3,57% |
| PSC | 268 | 6,96% | 158 | 9,50% | 337 | 21,83% | 8 | 3,72% | 3 | 1,03% | 138 | 8,65% |
| CUP | 233 | 6,05% | 96 | 5,77% | 111 | 7,19% | 22 | 10,23% | 22 | 7,59% | 118 | 7,39% |
| PP | 293 | 7,61% | 91 | 5,47% | 138 | 8,94% | 8 | 3,72% | 23 | 7,93% | 91 | 5,70% |
| CatSíqueesPot | 154 | 4,00% | 92 | 5,53% | 54 | 3,50% | 4 | 1,86% | 13 | 4,48% | 42 | 2,63% |
| unio.cat | 108 | 2,81% | 48 | 2,88% | 58 | 3,76% | 3 | 1,40% | 16 | 5,52% | 70 | 4,39% |
| PACMA | 27 | 0,70% | 25 | 1,50% | 7 | 0,45% | 0 | 0% | 3 | 1,03% | 1 | 0,06% |
| RECORTES CERO-ELS VERDS | 5 | 0,13% | 4 | 0,24% | 1 | 0,06% | 0 | 0% | 0 | 0% | 4 | 0,25% |
| GANEMOS | 5 | 0,13% | 1 | 0,06% | 2 | 0,13% | 0 | 0% | 0 | 0% | 3 | 0,19% |

Municipios de Lleida

| | Alins | | Almacelles | | Almatret | | Almenar | | Alòs de Balaguer | | Alpicat | |
|----------------------|-------------|--------|-------------|--------|-------------|--------|-------------|--------|------------------|--------|-------------|--------|
| Escrutado | 100% | | 100% | | 100% | | 100% | | 100% | | 100% | |
| Total votantes | 195 | 81,59% | 3.264 | 71,56% | 241 | 81,97% | 1.888 | 72,03% | 93 | 86,92% | 3.656 | 80,56% |
| Abstención | 44 | 18,41% | 1.297 | 28,44% | 53 | 18,03% | 733 | 27,97% | 14 | 13,08% | 882 | 19,44% |
| Votos nulos | 3 | 1,54% | 18 | 0,55% | 3 | 1,24% | 5 | 0,26% | 0 | 0% | 14 | 0,38% |
| Votos en blanco | 1 | 0,51% | 21 | 0,64% | 1 | 0,41% | 21 | 1,11% | 0 | 0% | 27 | 0,74% |
| Votos a candidaturas | 191 | 97,95% | 3.225 | 98,81% | 237 | 98,34% | 1.862 | 98,62% | 93 | 100% | 3.615 | 98,88% |

Candidaturas

| | | | | | | | | | | | | |
|-------------------------|-----|--------|-------|--------|-----|--------|-------|--------|----|--------|-------|--------|
| JxSí | 142 | 73,96% | 1.462 | 45,04% | 170 | 71,43% | 1.149 | 61,02% | 80 | 86,02% | 1.918 | 52,66% |
| C's | 2 | 1,04% | 497 | 15,31% | 8 | 3,36% | 135 | 7,17% | 1 | 1,08% | 576 | 15,82% |
| PSC | 6 | 3,13% | 343 | 10,57% | 6 | 2,52% | 153 | 8,13% | 0 | 0% | 241 | 6,62% |
| CUP | 25 | 13,02% | 233 | 7,18% | 15 | 6,30% | 185 | 9,82% | 6 | 6,45% | 328 | 9,01% |
| PP | 5 | 2,60% | 303 | 9,33% | 26 | 10,92% | 100 | 5,31% | 1 | 1,08% | 240 | 6,59% |
| CatSíqueesPot | 5 | 2,60% | 221 | 6,81% | 6 | 2,52% | 57 | 3,03% | 3 | 3,23% | 134 | 3,68% |
| unio.cat | 6 | 3,13% | 143 | 4,41% | 6 | 2,52% | 76 | 4,04% | 2 | 2,15% | 149 | 4,09% |
| PACMA | 0 | 0% | 13 | 0,40% | 0 | 0% | 2 | 0,11% | 0 | 0% | 19 | 0,52% |
| RECORTES CERO-ELS VERDS | 0 | 0% | 5 | 0,15% | 0 | 0% | 4 | 0,21% | 0 | 0% | 7 | 0,19% |
| GANEMOS | 0 | 0% | 5 | 0,15% | 0 | 0% | 1 | 0,05% | 0 | 0% | 3 | 0,08% |

| | Alt Àneu | | Anglesola | | Arbeca | | Arres | | Arsèguel | | Artesa de Lleida | |
|----------------------|-------------|--------|-------------|--------|-------------|--------|-------------|--------|-------------|--------|------------------|--------|
| Escrutado | 100% | | 100% | | 100% | | 100% | | 100% | | 100% | |
| Total votantes | 287 | 81,77% | 841 | 83,18% | 1.378 | 82,61% | 36 | 69,23% | 50 | 83,33% | 923 | 83,68% |
| Abstención | 64 | 18,23% | 170 | 16,82% | 290 | 17,39% | 16 | 30,77% | 10 | 16,67% | 180 | 16,32% |
| Votos nulos | 2 | 0,70% | 4 | 0,48% | 5 | 0,36% | 0 | 0% | 0 | 0% | 9 | 0,98% |
| Votos en blanco | 4 | 1,39% | 1 | 0,12% | 4 | 0,29% | 0 | 0% | 1 | 2,00% | 5 | 0,54% |
| Votos a candidaturas | 281 | 97,91% | 836 | 99,41% | 1.369 | 99,35% | 36 | 100% | 49 | 98,00% | 909 | 98,48% |

Candidaturas

| | | | | | | | | | | | | |
|-------------------------|-----|--------|-----|--------|-----|--------|----|--------|----|--------|-----|--------|
| JxSí | 194 | 68,07% | 578 | 69,06% | 905 | 65,91% | 11 | 30,56% | 38 | 76,00% | 638 | 69,80% |
| C's | 4 | 1,40% | 30 | 3,58% | 47 | 3,42% | 18 | 50,00% | 1 | 2,00% | 64 | 7,00% |
| PSC | 12 | 4,21% | 40 | 4,78% | 124 | 9,03% | 3 | 8,33% | 0 | 0% | 42 | 4,60% |
| CUP | 48 | 16,84% | 58 | 6,93% | 178 | 12,96% | 1 | 2,78% | 9 | 18,00% | 78 | 8,53% |
| PP | 7 | 2,46% | 42 | 5,02% | 63 | 4,59% | 3 | 8,33% | 0 | 0% | 23 | 2,52% |
| CatSíqueesPot | 14 | 4,91% | 22 | 2,63% | 26 | 1,89% | 0 | 0% | 1 | 2,00% | 39 | 4,27% |
| unio.cat | 2 | 0,70% | 66 | 7,89% | 20 | 1,46% | 0 | 0% | 0 | 0% | 20 | 2,19% |
| PACMA | 0 | 0% | 0 | 0% | 6 | 0,44% | 0 | 0% | 0 | 0% | 5 | 0,55% |
| RECORTES CERO-ELS VERDS | 0 | 0% | 0 | 0% | 0 | 0% | 0 | 0% | 0 | 0% | 0 | 0% |
| GANEMOS | 0 | 0% | 0 | 0% | 0 | 0% | 0 | 0% | 0 | 0% | 0 | 0% |

| | Artesa de Segre | | Aspa | | Avellanes i Santa Linya, les | | Baix Pallars | | Balaguer | | Barbens | |
|----------------------|-----------------|--------|-------------|--------|------------------------------|--------|--------------|--------|-------------|--------|-------------|--------|
| Escrutado | 100% | | 100% | | 100% | | 100% | | 100% | | 100% | |
| Total votantes | 1.840 | 78,50% | 152 | 82,16% | 320 | 81,84% | 244 | 84,72% | 7.803 | 74,14% | 452 | 78,88% |
| Abstención | 504 | 21,50% | 33 | 17,84% | 71 | 18,16% | 44 | 15,28% | 2.722 | 25,86% | 121 | 21,12% |
| Votos nulos | 5 | 0,27% | 1 | 0,66% | 2 | 0,63% | 0 | 0% | 41 | 0,53% | 6 | 1,33% |
| Votos en blanco | 17 | 0,92% | 3 | 1,97% | 2 | 0,63% | 1 | 0,41% | 73 | 0,94% | 5 | 1,11% |
| Votos a candidaturas | 1.818 | 98,80% | 148 | 97,37% | 316 | 98,75% | 243 | 99,59% | 7.689 | 98,54% | 441 | 97,57% |

Candidaturas

| | | | | | | | | | | | | |
|-------------------------|-------|--------|----|--------|-----|--------|-----|--------|-------|--------|-----|--------|
| JxSí | 1.342 | 73,13% | 57 | 37,75% | 233 | 73,27% | 140 | 57,38% | 4.115 | 53,01% | 280 | 62,78% |
| C's | 96 | 5,23% | 11 | 7,28% | 7 | 2,20% | 8 | 3,28% | 970 | 12,50% | 42 | 9,42% |
| PSC | 43 | 2,34% | 25 | 16,56% | 7 | 2,20% | 25 | 10,25% | 835 | 10,76% | 19 | 4,26% |
| CUP | 98 | 5,34% | 19 | 12,58% | 27 | 8,49% | 43 | 17,62% | 583 | 7,51% | 37 | 8,30% |
| PP | 123 | 6,70% | 20 | 13,25% | 25 | 7,86% | 3 | 1,23% | 571 | 7,36% | 24 | 5,38% |
| CatSíqueesPot | 30 | 1,63% | 7 | 4,64% | 6 | 1,89% | 20 | 8,20% | 350 | 4,51% | 8 | 1,79% |
| unio.cat | 79 | 4,31% | 6 | 3,97% | 10 | 3,14% | 4 | 1,64% | 225 | 2,90% | 24 | 5,38% |
| PACMA | 4 | 0,22% | 1 | 0,66% | 1 | 0,31% | 0 | 0% | 21 | 0,27% | 4 | 0,90% |
| RECORTES CERO-ELS VERDS | 1 | 0,05% | 0 | 0% | 0 | 0% | 0 | 0% | 12 | 0,15% | 2 | 0,45% |
| GANEMOS | 2 | 0,11% | 2 | 1,32% | 0 | 0% | 0 | 0% | 7 | 0,09% | 1 | 0,22% |

Municipios de Lleida

| | Baronia de Rialb, la | | Bassella | | Bausen | | Belianes | | Bellaguarda | | Bellaire d'Urgell | |
|----------------------|-----------------------------|--------|-----------------|--------|---------------|--------|-----------------|--------|--------------------|--------|--------------------------|--------|
| Escrutado | 100% | | 100% | | 100% | | 100% | | 100% | | 100% | |
| Total votantes | 173 | 82,38% | 156 | 82,11% | 38 | 77,55% | 352 | 82,05% | 220 | 83,97% | 865 | 85,47% |
| Abstención | 37 | 17,62% | 34 | 17,89% | 11 | 22,45% | 77 | 17,95% | 42 | 16,03% | 147 | 14,53% |
| Votos nulos | 1 | 0,58% | 1 | 0,64% | 0 | 0% | 2 | 0,57% | 1 | 0,45% | 2 | 0,23% |
| Votos en blanco | 1 | 0,58% | 1 | 0,64% | 0 | 0% | 0 | 0% | 1 | 0,45% | 15 | 1,73% |
| Votos a candidaturas | 171 | 98,84% | 154 | 98,72% | 38 | 100% | 350 | 99,43% | 218 | 99,09% | 848 | 98,03% |

Candidaturas

| | | | | | | | | | | | | |
|-------------------------|-----|--------|-----|--------|----|--------|-----|--------|-----|--------|-----|--------|
| JxSí | 119 | 69,19% | 102 | 65,81% | 11 | 28,95% | 209 | 59,71% | 154 | 70,32% | 629 | 72,89% |
| C's | 7 | 4,07% | 8 | 5,16% | 6 | 15,79% | 7 | 2,00% | 8 | 3,65% | 41 | 4,75% |
| PSC | 10 | 5,81% | 2 | 1,29% | 5 | 13,16% | 16 | 4,57% | 19 | 8,68% | 30 | 3,48% |
| CUP | 10 | 5,81% | 6 | 3,87% | 2 | 5,26% | 55 | 15,71% | 12 | 5,48% | 55 | 6,37% |
| PP | 9 | 5,23% | 14 | 9,03% | 8 | 21,05% | 36 | 10,29% | 7 | 3,20% | 37 | 4,29% |
| CatSiqueesPot | 5 | 2,91% | 5 | 3,23% | 1 | 2,63% | 13 | 3,71% | 7 | 3,20% | 29 | 3,36% |
| unio.cat | 9 | 5,23% | 15 | 9,68% | 4 | 10,53% | 13 | 3,71% | 8 | 3,65% | 26 | 3,01% |
| PACMA | 1 | 0,58% | 1 | 0,65% | 1 | 2,63% | 0 | 0% | 3 | 1,37% | 1 | 0,12% |
| RECORTES CERO-ELS VERDS | 1 | 0,58% | 0 | 0% | 0 | 0% | 1 | 0,29% | 0 | 0% | 0 | 0% |
| GANEMOS | 0 | 0% | 1 | 0,65% | 0 | 0% | 0 | 0% | 0 | 0% | 0 | 0% |

| | Bell-lloc d'Urgell | | Bellmunt d'Urgell | | Bellpuig | | Bellver de Cerdanya | | Bellví | | Benavent de Segrià | |
|----------------------|---------------------------|--------|--------------------------|--------|-----------------|--------|----------------------------|--------|---------------|--------|---------------------------|--------|
| Escrutado | 100% | | 100% | | 100% | | 100% | | 100% | | 100% | |
| Total votantes | 1.305 | 79,09% | 129 | 84,87% | 2.484 | 76,13% | 1.229 | 81,23% | 1.329 | 84,70% | 871 | 81,86% |
| Abstención | 345 | 20,91% | 23 | 15,13% | 779 | 23,87% | 284 | 18,77% | 240 | 15,30% | 193 | 18,14% |
| Votos nulos | 13 | 1,00% | 5 | 3,88% | 14 | 0,56% | 4 | 0,33% | 6 | 0,45% | 5 | 0,57% |
| Votos en blanco | 9 | 0,69% | 0 | 0% | 23 | 0,93% | 5 | 0,41% | 9 | 0,68% | 3 | 0,34% |
| Votos a candidaturas | 1.283 | 98,31% | 124 | 96,12% | 2.447 | 98,51% | 1.220 | 99,27% | 1.314 | 98,87% | 863 | 99,08% |

Candidaturas

| | | | | | | | | | | | | |
|-------------------------|-----|--------|----|--------|-------|--------|-----|--------|-------|--------|-----|--------|
| JxSí | 845 | 65,40% | 78 | 62,90% | 1.577 | 63,85% | 790 | 64,49% | 1.015 | 76,72% | 537 | 62,01% |
| C's | 135 | 10,45% | 8 | 6,45% | 146 | 5,91% | 89 | 7,27% | 62 | 4,69% | 95 | 10,97% |
| PSC | 78 | 6,04% | 3 | 2,42% | 113 | 4,57% | 86 | 7,02% | 40 | 3,02% | 52 | 6,00% |
| CUP | 64 | 4,95% | 14 | 11,29% | 334 | 13,52% | 139 | 11,35% | 93 | 7,03% | 78 | 9,01% |
| PP | 72 | 5,57% | 8 | 6,45% | 120 | 4,86% | 48 | 3,92% | 38 | 2,87% | 49 | 5,66% |
| CatSiqueesPot | 45 | 3,48% | 4 | 3,23% | 73 | 2,96% | 26 | 2,12% | 32 | 2,42% | 26 | 3,00% |
| unio.cat | 36 | 2,79% | 9 | 7,26% | 72 | 2,91% | 37 | 3,02% | 31 | 2,34% | 20 | 2,31% |
| PACMA | 3 | 0,23% | 0 | 0% | 6 | 0,24% | 1 | 0,08% | 3 | 0,23% | 4 | 0,46% |
| RECORTES CERO-ELS VERDS | 3 | 0,23% | 0 | 0% | 5 | 0,20% | 3 | 0,24% | 0 | 0% | 1 | 0,12% |
| GANEMOS | 2 | 0,15% | 0 | 0% | 1 | 0,04% | 1 | 0,08% | 0 | 0% | 1 | 0,12% |

| | Biosca | | Bòrdes, es | | Borges Blanques, les | | Bossòst | | Bovera | | Cabanabona | |
|----------------------|---------------|--------|-------------------|--------|-----------------------------|--------|----------------|--------|---------------|--------|-------------------|--------|
| Escrutado | 100% | | 100% | | 100% | | 100% | | 100% | | 100% | |
| Total votantes | 134 | 77,01% | 159 | 79,10% | 3.403 | 77,64% | 597 | 74,16% | 194 | 79,84% | 52 | 74,29% |
| Abstención | 40 | 22,99% | 42 | 20,90% | 980 | 22,36% | 208 | 25,84% | 49 | 20,16% | 18 | 25,71% |
| Votos nulos | 1 | 0,75% | 1 | 0,63% | 8 | 0,24% | 2 | 0,34% | 0 | 0% | 0 | 0% |
| Votos en blanco | 1 | 0,75% | 2 | 1,26% | 21 | 0,62% | 3 | 0,50% | 5 | 2,58% | 2 | 3,85% |
| Votos a candidaturas | 132 | 98,51% | 156 | 98,11% | 3.374 | 99,15% | 592 | 99,16% | 189 | 97,42% | 50 | 96,15% |

Candidaturas

| | | | | | | | | | | | | |
|-------------------------|----|--------|----|--------|-------|--------|-----|--------|-----|--------|----|--------|
| JxSí | 90 | 67,67% | 34 | 21,52% | 2.315 | 68,19% | 112 | 18,82% | 155 | 79,90% | 36 | 69,23% |
| C's | 12 | 9,02% | 39 | 24,68% | 251 | 7,39% | 140 | 23,53% | 3 | 1,55% | 2 | 3,85% |
| PSC | 5 | 3,76% | 28 | 17,72% | 174 | 5,13% | 160 | 26,89% | 7 | 3,61% | 0 | 0% |
| CUP | 6 | 4,51% | 16 | 10,13% | 275 | 8,10% | 24 | 4,03% | 4 | 2,06% | 3 | 5,77% |
| PP | 5 | 3,76% | 16 | 10,13% | 139 | 4,09% | 111 | 18,66% | 5 | 2,58% | 7 | 13,46% |
| CatSiqueesPot | 6 | 4,51% | 16 | 10,13% | 93 | 2,74% | 18 | 3,03% | 4 | 2,06% | 2 | 3,85% |
| unio.cat | 7 | 5,26% | 3 | 1,90% | 111 | 3,27% | 20 | 3,36% | 10 | 5,15% | 0 | 0% |
| PACMA | 1 | 0,75% | 3 | 1,90% | 7 | 0,21% | 5 | 0,84% | 1 | 0,52% | 0 | 0% |
| RECORTES CERO-ELS VERDS | 0 | 0% | 0 | 0% | 3 | 0,09% | 0 | 0% | 0 | 0% | 0 | 0% |
| GANEMOS | 0 | 0% | 1 | 0,63% | 6 | 0,18% | 2 | 0,34% | 0 | 0% | 0 | 0% |

Municipios de Lleida

| | Cabó | | Camarasa | | Canejan | | Castell de Mur | | Castellar de la Ribera | | Castelldans | |
|----------------------|-------------|--------|-----------------|--------|----------------|--------|-----------------------|--------|-------------------------------|--------|--------------------|--------|
| Escrutado | 100% | | 100% | | 100% | | 100% | | 100% | | 100% | |
| Total votantes | 66 | 80,49% | 631 | 82,92% | 64 | 70,33% | 139 | 89,68% | 106 | 91,38% | 581 | 79,48% |
| Abstención | 16 | 19,51% | 130 | 17,08% | 27 | 29,67% | 16 | 10,32% | 10 | 8,62% | 150 | 20,52% |
| Votos nulos | 0 | 0% | 2 | 0,32% | 0 | 0% | 0 | 0% | 0 | 0% | 1 | 0,17% |
| Votos en blanco | 0 | 0% | 4 | 0,63% | 0 | 0% | 2 | 1,44% | 1 | 0,94% | 7 | 1,20% |
| Votos a candidaturas | 66 | 100% | 625 | 99,05% | 64 | 100% | 137 | 98,56% | 105 | 99,06% | 573 | 98,62% |

Candidaturas

| | | | | | | | | | | | | |
|-------------------------|----|--------|-----|--------|----|--------|-----|--------|----|--------|-----|--------|
| JxSí | 44 | 66,67% | 431 | 68,52% | 15 | 23,44% | 100 | 71,94% | 85 | 80,19% | 316 | 54,48% |
| C's | 3 | 4,55% | 50 | 7,95% | 8 | 12,50% | 6 | 4,32% | 1 | 0,94% | 63 | 10,86% |
| PSC | 3 | 4,55% | 20 | 3,18% | 20 | 31,25% | 4 | 2,88% | 0 | 0% | 31 | 5,34% |
| CUP | 5 | 7,58% | 57 | 9,06% | 3 | 4,69% | 11 | 7,91% | 10 | 9,43% | 51 | 8,79% |
| PP | 2 | 3,03% | 27 | 4,29% | 14 | 21,88% | 4 | 2,88% | 3 | 2,83% | 70 | 12,07% |
| CatSíqueesPot | 0 | 0% | 22 | 3,50% | 2 | 3,13% | 8 | 5,76% | 1 | 0,94% | 23 | 3,97% |
| unio.cat | 8 | 12,12% | 18 | 2,86% | 0 | 0% | 4 | 2,88% | 5 | 4,72% | 19 | 3,28% |
| PACMA | 0 | 0% | 0 | 0% | 2 | 3,13% | 0 | 0% | 0 | 0% | 0 | 0% |
| RECORTES CERO-ELS VERDS | 0 | 0% | 0 | 0% | 0 | 0% | 0 | 0% | 0 | 0% | 0 | 0% |
| GANEMOS | 1 | 1,52% | 0 | 0% | 0 | 0% | 0 | 0% | 0 | 0% | 0 | 0% |

| | Castellnou de Seana | | Castelló de Farfanya | | Castellserà | | Cava | | Cervera | | Cervià de les Garrigues | |
|----------------------|----------------------------|--------|-----------------------------|--------|--------------------|--------|-------------|--------|----------------|--------|--------------------------------|--------|
| Escrutado | 100% | | 100% | | 100% | | 100% | | 100% | | 100% | |
| Total votantes | 460 | 83,03% | 345 | 76,84% | 687 | 83,99% | 41 | 78,85% | 4.411 | 75,21% | 450 | 76,53% |
| Abstención | 94 | 16,97% | 104 | 23,16% | 131 | 16,01% | 11 | 21,15% | 1.454 | 24,79% | 138 | 23,47% |
| Votos nulos | 3 | 0,65% | 1 | 0,29% | 1 | 0,15% | 0 | 0% | 22 | 0,50% | 2 | 0,44% |
| Votos en blanco | 1 | 0,22% | 4 | 1,16% | 4 | 0,58% | 0 | 0% | 31 | 0,70% | 4 | 0,89% |
| Votos a candidaturas | 456 | 99,13% | 340 | 98,55% | 682 | 99,27% | 41 | 100% | 4.358 | 98,80% | 444 | 98,67% |

Candidaturas

| | | | | | | | | | | | | |
|-------------------------|-----|--------|-----|--------|-----|--------|----|--------|-------|--------|-----|--------|
| JxSí | 340 | 74,40% | 240 | 69,77% | 480 | 69,97% | 34 | 82,93% | 2.557 | 58,26% | 328 | 73,21% |
| C's | 15 | 3,28% | 12 | 3,49% | 30 | 4,37% | 0 | 0% | 459 | 10,46% | 18 | 4,02% |
| PSC | 24 | 5,25% | 17 | 4,94% | 45 | 6,56% | 0 | 0% | 283 | 6,45% | 26 | 5,80% |
| CUP | 33 | 7,22% | 32 | 9,30% | 62 | 9,04% | 4 | 9,76% | 368 | 8,38% | 19 | 4,24% |
| PP | 19 | 4,16% | 16 | 4,65% | 26 | 3,79% | 1 | 2,44% | 348 | 7,93% | 16 | 3,57% |
| CatSíqueesPot | 13 | 2,84% | 7 | 2,03% | 12 | 1,75% | 0 | 0% | 164 | 3,74% | 19 | 4,24% |
| unio.cat | 9 | 1,97% | 12 | 3,49% | 23 | 3,35% | 2 | 4,88% | 144 | 3,28% | 14 | 3,13% |
| PACMA | 3 | 0,66% | 1 | 0,29% | 0 | 0% | 0 | 0% | 24 | 0,55% | 3 | 0,67% |
| RECORTES CERO-ELS VERDS | 0 | 0% | 1 | 0,29% | 0 | 0% | 0 | 0% | 7 | 0,16% | 0 | 0% |
| GANEMOS | 0 | 0% | 2 | 0,58% | 4 | 0,58% | 0 | 0% | 4 | 0,09% | 1 | 0,22% |

| | Ciutadilla | | Clariana de Cardener | | Cogul, el | | Coll de Nargó | | Coma i la Pedra, la | | Conca de Dalt | |
|----------------------|-------------------|--------|-----------------------------|--------|------------------|--------|----------------------|--------|----------------------------|--------|----------------------|--------|
| Escrutado | 100% | | 100% | | 100% | | 100% | | 100% | | 100% | |
| Total votantes | 156 | 87,15% | 102 | 87,18% | 111 | 75,51% | 347 | 75,93% | 182 | 79,13% | 276 | 74,39% |
| Abstención | 23 | 12,85% | 15 | 12,82% | 36 | 24,49% | 110 | 24,07% | 48 | 20,87% | 95 | 25,61% |
| Votos nulos | 5 | 3,21% | 0 | 0% | 0 | 0% | 0 | 0% | 1 | 0,55% | 1 | 0,36% |
| Votos en blanco | 0 | 0% | 0 | 0% | 1 | 0,90% | 0 | 0% | 0 | 0% | 0 | 0% |
| Votos a candidaturas | 151 | 96,79% | 102 | 100% | 110 | 99,10% | 347 | 100% | 181 | 99,45% | 275 | 99,64% |

Candidaturas

| | | | | | | | | | | | | |
|-------------------------|-----|--------|----|--------|----|--------|-----|--------|-----|--------|-----|--------|
| JxSí | 116 | 76,82% | 64 | 62,75% | 88 | 79,28% | 236 | 68,01% | 134 | 74,03% | 189 | 68,73% |
| C's | 4 | 2,65% | 0 | 0% | 4 | 3,60% | 17 | 4,90% | 9 | 4,97% | 11 | 4,00% |
| PSC | 7 | 4,64% | 4 | 3,92% | 6 | 5,41% | 15 | 4,32% | 1 | 0,55% | 7 | 2,55% |
| CUP | 11 | 7,28% | 23 | 22,55% | 6 | 5,41% | 39 | 11,24% | 18 | 9,94% | 48 | 17,45% |
| PP | 6 | 3,97% | 1 | 0,98% | 1 | 0,90% | 13 | 3,75% | 4 | 2,21% | 7 | 2,55% |
| CatSíqueesPot | 2 | 1,32% | 0 | 0% | 2 | 1,80% | 8 | 2,31% | 5 | 2,76% | 8 | 2,91% |
| unio.cat | 5 | 3,31% | 8 | 7,84% | 3 | 2,70% | 17 | 4,90% | 8 | 4,42% | 5 | 1,82% |
| PACMA | 0 | 0% | 1 | 0,98% | 0 | 0% | 0 | 0% | 2 | 1,10% | 0 | 0% |
| RECORTES CERO-ELS VERDS | 0 | 0% | 1 | 0,98% | 0 | 0% | 2 | 0,58% | 0 | 0% | 0 | 0% |
| GANEMOS | 0 | 0% | 0 | 0% | 0 | 0% | 0 | 0% | 0 | 0% | 0 | 0% |

Municipios de Lleida

| | Corbins | | Cubells | | Espluga Calba, l' | | Espot | | Estamariu | | Estaràs | |
|----------------------|-------------|--------|-------------|--------|-------------------|--------|-------------|--------|-------------|--------|-------------|--------|
| Escrutado | 100% | | 100% | | 100% | | 100% | | 100% | | 100% | |
| Total votantes | 840 | 83,75% | 254 | 83,01% | 265 | 83,07% | 217 | 78,06% | 87 | 90,63% | 127 | 84,11% |
| Abstención | 163 | 16,25% | 52 | 16,99% | 54 | 16,93% | 61 | 21,94% | 9 | 9,38% | 24 | 15,89% |
| Votos nulos | 3 | 0,36% | 2 | 0,79% | 2 | 0,75% | 0 | 0% | 0 | 0% | 1 | 0,79% |
| Votos en blanco | 13 | 1,55% | 2 | 0,79% | 0 | 0% | 2 | 0,92% | 0 | 0% | 0 | 0% |
| Votos a candidaturas | 824 | 98,10% | 250 | 98,43% | 263 | 99,25% | 215 | 99,08% | 87 | 100% | 126 | 99,21% |

Candidaturas

| | | | | | | | | | | | | |
|-------------------------|-----|--------|-----|--------|-----|--------|-----|--------|----|--------|----|--------|
| JxSí | 564 | 67,38% | 195 | 77,38% | 169 | 64,26% | 164 | 75,58% | 76 | 87,36% | 78 | 61,90% |
| C's | 57 | 6,81% | 7 | 2,78% | 7 | 2,66% | 7 | 3,23% | 2 | 2,30% | 12 | 9,52% |
| PSC | 43 | 5,14% | 7 | 2,78% | 11 | 4,18% | 15 | 6,91% | 3 | 3,45% | 2 | 1,59% |
| CUP | 75 | 8,96% | 13 | 5,16% | 39 | 14,83% | 9 | 4,15% | 3 | 3,45% | 14 | 11,11% |
| PP | 28 | 3,35% | 18 | 7,14% | 21 | 7,98% | 5 | 2,30% | 0 | 0% | 16 | 12,70% |
| CatSíqueesPot | 25 | 2,99% | 4 | 1,59% | 6 | 2,28% | 2 | 0,92% | 1 | 1,15% | 2 | 1,59% |
| unio.cat | 28 | 3,35% | 5 | 1,98% | 9 | 3,42% | 11 | 5,07% | 2 | 2,30% | 2 | 1,59% |
| PACMA | 1 | 0,12% | 0 | 0% | 1 | 0,38% | 1 | 0,46% | 0 | 0% | 0 | 0% |
| RECORTES CERO-ELS VERDS | 1 | 0,12% | 1 | 0,40% | 0 | 0% | 1 | 0,46% | 0 | 0% | 0 | 0% |
| GANEMOS | 2 | 0,24% | 0 | 0% | 0 | 0% | 0 | 0% | 0 | 0% | 0 | 0% |

| | Esterrí d'Àneu | | Esterrí de Cardós | | Farrera | | Fígols i Alinyà | | Floresta, la | | Fondarella | |
|----------------------|----------------|--------|-------------------|--------|-------------|--------|-----------------|--------|--------------|--------|-------------|--------|
| Escrutado | 100% | | 100% | | 100% | | 100% | | 100% | | 100% | |
| Total votantes | 448 | 84,37% | 52 | 83,87% | 87 | 82,86% | 179 | 78,51% | 104 | 78,79% | 522 | 81,95% |
| Abstención | 83 | 15,63% | 10 | 16,13% | 18 | 17,14% | 49 | 21,49% | 28 | 21,21% | 115 | 18,05% |
| Votos nulos | 4 | 0,89% | 0 | 0% | 0 | 0% | 1 | 0,56% | 1 | 0,96% | 2 | 0,38% |
| Votos en blanco | 0 | 0% | 1 | 1,92% | 0 | 0% | 3 | 1,68% | 0 | 0% | 11 | 2,11% |
| Votos a candidaturas | 444 | 99,11% | 51 | 98,08% | 87 | 100% | 175 | 97,77% | 103 | 99,04% | 509 | 97,51% |

Candidaturas

| | | | | | | | | | | | | |
|-------------------------|-----|--------|----|--------|----|--------|-----|--------|----|--------|-----|--------|
| JxSí | 323 | 72,75% | 37 | 71,15% | 46 | 52,87% | 117 | 65,73% | 81 | 78,64% | 333 | 64,04% |
| C's | 11 | 2,48% | 0 | 0% | 2 | 2,30% | 7 | 3,93% | 2 | 1,94% | 58 | 11,15% |
| PSC | 22 | 4,95% | 1 | 1,92% | 1 | 1,15% | 13 | 7,30% | 1 | 0,97% | 32 | 6,15% |
| CUP | 56 | 12,61% | 8 | 15,38% | 31 | 35,63% | 23 | 12,92% | 11 | 10,68% | 37 | 7,12% |
| PP | 10 | 2,25% | 0 | 0% | 3 | 3,45% | 6 | 3,37% | 2 | 1,94% | 25 | 4,81% |
| CatSíqueesPot | 13 | 2,93% | 1 | 1,92% | 2 | 2,30% | 1 | 0,56% | 1 | 0,97% | 11 | 2,12% |
| unio.cat | 8 | 1,80% | 4 | 7,69% | 0 | 0% | 7 | 3,93% | 4 | 3,88% | 11 | 2,12% |
| PACMA | 1 | 0,23% | 0 | 0% | 1 | 1,15% | 0 | 0% | 1 | 0,97% | 2 | 0,38% |
| RECORTES CERO-ELS VERDS | 0 | 0% | 0 | 0% | 1 | 1,15% | 0 | 0% | 0 | 0% | 0 | 0% |
| GANEMOS | 0 | 0% | 0 | 0% | 0 | 0% | 1 | 0,56% | 0 | 0% | 0 | 0% |

| | Foradada | | Fuliola, la | | Fullella | | Gavet de la Conca | | Gimenells i el Pla de la Font | | Golmés | |
|----------------------|-------------|--------|-------------|--------|-------------|--------|-------------------|--------|-------------------------------|--------|-------------|--------|
| Escrutado | 100% | | 100% | | 100% | | 100% | | 100% | | 100% | |
| Total votantes | 122 | 89,05% | 713 | 77,92% | 77 | 90,59% | 197 | 78,49% | 673 | 77,00% | 1.002 | 79,78% |
| Abstención | 15 | 10,95% | 202 | 22,08% | 8 | 9,41% | 54 | 21,51% | 201 | 23,00% | 254 | 20,22% |
| Votos nulos | 0 | 0% | 3 | 0,42% | 0 | 0% | 1 | 0,51% | 7 | 1,04% | 7 | 0,70% |
| Votos en blanco | 1 | 0,82% | 3 | 0,42% | 2 | 2,60% | 1 | 0,51% | 3 | 0,45% | 5 | 0,50% |
| Votos a candidaturas | 121 | 99,18% | 707 | 99,16% | 75 | 97,40% | 195 | 98,98% | 663 | 98,51% | 990 | 98,80% |

Candidaturas

| | | | | | | | | | | | | |
|-------------------------|----|--------|-----|--------|----|--------|-----|--------|-----|--------|-----|--------|
| JxSí | 88 | 72,13% | 460 | 64,79% | 56 | 72,73% | 136 | 69,39% | 214 | 32,13% | 707 | 71,06% |
| C's | 3 | 2,46% | 20 | 2,82% | 2 | 2,60% | 5 | 2,55% | 132 | 19,82% | 80 | 8,04% |
| PSC | 2 | 1,64% | 43 | 6,06% | 2 | 2,60% | 16 | 8,16% | 133 | 19,97% | 36 | 3,62% |
| CUP | 13 | 10,66% | 76 | 10,70% | 1 | 1,30% | 22 | 11,22% | 47 | 7,06% | 58 | 5,83% |
| PP | 12 | 9,84% | 72 | 10,14% | 10 | 12,99% | 3 | 1,53% | 69 | 10,36% | 49 | 4,92% |
| CatSíqueesPot | 2 | 1,64% | 13 | 1,83% | 1 | 1,30% | 3 | 1,53% | 37 | 5,56% | 28 | 2,81% |
| unio.cat | 1 | 0,82% | 21 | 2,96% | 3 | 3,90% | 10 | 5,10% | 29 | 4,35% | 29 | 2,91% |
| PACMA | 0 | 0% | 0 | 0% | 0 | 0% | 0 | 0% | 2 | 0,30% | 3 | 0,30% |
| RECORTES CERO-ELS VERDS | 0 | 0% | 0 | 0% | 0 | 0% | 0 | 0% | 0 | 0% | 0 | 0% |
| GANEMOS | 0 | 0% | 2 | 0,28% | 0 | 0% | 0 | 0% | 0 | 0% | 0 | 0% |

Municipios de Lleida

| | Gósol | Granadella, la | Granja d'Escarp, la | Granyanella | Granyena de les Garrigues | Granyena de Segarra |
|----------------------|--------------|-----------------------|----------------------------|--------------------|----------------------------------|----------------------------|
| Escrutado | 100% | 100% | 100% | 100% | 100% | 100% |
| Total votantes | 182 87,08% | 487 86,50% | 576 80,67% | 94 71,76% | 110 83,33% | 100 78,13% |
| Abstención | 27 12,92% | 76 13,50% | 138 19,33% | 37 28,24% | 22 16,67% | 28 21,88% |
| Votos nulos | 1 0,55% | 6 1,23% | 3 0,52% | 0 0% | 3 2,73% | 0 0% |
| Votos en blanco | 0 0% | 2 0,41% | 4 0,69% | 1 1,06% | 0 0% | 0 0% |
| Votos a candidaturas | 181 99,45% | 479 98,36% | 569 98,78% | 93 98,94% | 107 97,27% | 100 100% |

Candidaturas

| | | | | | | |
|-------------------------|------------|------------|------------|-----------|-----------|-----------|
| JxSí | 135 74,59% | 336 69,85% | 312 54,45% | 57 60,64% | 74 69,16% | 66 66,00% |
| C's | 3 1,66% | 14 2,91% | 93 16,23% | 6 6,38% | 7 6,54% | 9 9,00% |
| PSC | 9 4,97% | 20 4,16% | 42 7,33% | 3 3,19% | 2 1,87% | 1 1,00% |
| CUP | 19 10,50% | 66 13,72% | 31 5,41% | 11 11,70% | 16 14,95% | 9 9,00% |
| PP | 1 0,55% | 11 2,29% | 39 6,81% | 12 12,77% | 3 2,80% | 5 5,00% |
| CatSíqueesPot | 6 3,31% | 9 1,87% | 22 3,84% | 2 2,13% | 2 1,87% | 4 4,00% |
| unio.cat | 6 3,31% | 23 4,78% | 26 4,54% | 2 2,13% | 3 2,80% | 6 6,00% |
| PACMA | 1 0,55% | 0 0% | 2 0,35% | 0 0% | 0 0% | 0 0% |
| RECORTES CERO-ELS VERDS | 1 0,55% | 0 0% | 1 0,17% | 0 0% | 0 0% | 0 0% |
| GANEMOS | 0 0% | 0 0% | 1 0,17% | 0 0% | 0 0% | 0 0% |

| | Guimerà | Guingueta d'Aneu, la | Guissona | Guixers | Isona i Conca Dellà | Ivars de Noguera |
|----------------------|----------------|-----------------------------|-----------------|----------------|----------------------------|-------------------------|
| Escrutado | 100% | 100% | 100% | 100% | 100% | 100% |
| Total votantes | 196 82,70% | 204 85,36% | 2.198 78,56% | 100 86,96% | 666 80,14% | 236 85,82% |
| Abstención | 41 17,30% | 35 14,64% | 600 21,44% | 15 13,04% | 165 19,86% | 39 14,18% |
| Votos nulos | 0 0% | 1 0,49% | 22 1,00% | 0 0% | 5 0,75% | 0 0% |
| Votos en blanco | 0 0% | 0 0% | 11 0,50% | 1 1,00% | 13 1,95% | 1 0,42% |
| Votos a candidaturas | 196 100% | 203 99,51% | 2.165 98,50% | 99 99,00% | 648 97,30% | 235 99,58% |

Candidaturas

| | | | | | | |
|-------------------------|------------|------------|--------------|-----------|------------|------------|
| JxSí | 157 80,10% | 145 71,43% | 1.346 61,86% | 73 73,00% | 467 70,65% | 103 43,64% |
| C's | 3 1,53% | 6 2,96% | 207 9,51% | 4 4,00% | 36 5,45% | 27 11,44% |
| PSC | 1 0,51% | 9 4,43% | 167 7,67% | 1 1,00% | 30 4,54% | 11 4,66% |
| CUP | 7 3,57% | 28 13,79% | 192 8,82% | 10 10,00% | 41 6,20% | 45 19,07% |
| PP | 9 4,59% | 7 3,45% | 100 4,60% | 7 7,00% | 30 4,54% | 24 10,17% |
| CatSíqueesPot | 2 1,02% | 5 2,46% | 88 4,04% | 1 1,00% | 22 3,33% | 6 2,54% |
| unio.cat | 14 7,14% | 3 1,48% | 52 2,39% | 1 1,00% | 15 2,27% | 19 8,05% |
| PACMA | 2 1,02% | 0 0% | 6 0,28% | 2 2,00% | 3 0,45% | 0 0% |
| RECORTES CERO-ELS VERDS | 0 0% | 0 0% | 6 0,28% | 0 0% | 1 0,15% | 0 0% |
| GANEMOS | 1 0,51% | 0 0% | 1 0,05% | 0 0% | 3 0,45% | 0 0% |

| | Ivars d'Urgell | Ivorra | Josa i Tuixén | Juncosa | Juneda | Les |
|----------------------|-----------------------|---------------|----------------------|----------------|---------------|-------------|
| Escrutado | 100% | 100% | 100% | 100% | 100% | 100% |
| Total votantes | 977 83,79% | 92 96,84% | 86 83,50% | 283 80,17% | 1.872 83,02% | 433 66,92% |
| Abstención | 189 16,21% | 3 3,16% | 17 16,50% | 70 19,83% | 383 16,98% | 214 33,08% |
| Votos nulos | 5 0,51% | 0 0% | 1 1,16% | 0 0% | 14 0,75% | 2 0,46% |
| Votos en blanco | 3 0,31% | 0 0% | 1 1,16% | 3 1,06% | 23 1,23% | 12 2,77% |
| Votos a candidaturas | 969 99,18% | 92 100% | 84 97,67% | 280 98,94% | 1.835 98,02% | 419 96,77% |

Candidaturas

| | | | | | | |
|-------------------------|------------|-----------|-----------|------------|--------------|------------|
| JxSí | 697 71,71% | 84 91,30% | 60 70,59% | 170 60,07% | 1.327 71,42% | 95 22,04% |
| C's | 47 4,84% | 0 0% | 1 1,18% | 22 7,77% | 69 3,71% | 75 17,40% |
| PSC | 56 5,76% | 0 0% | 2 2,35% | 7 2,47% | 88 4,74% | 121 28,07% |
| CUP | 80 8,23% | 5 5,43% | 13 15,29% | 29 10,25% | 168 9,04% | 41 9,51% |
| PP | 47 4,84% | 3 3,26% | 1 1,18% | 20 7,07% | 78 4,20% | 49 11,37% |
| CatSíqueesPot | 16 1,65% | 0 0% | 3 3,53% | 7 2,47% | 37 1,99% | 20 4,64% |
| unio.cat | 22 2,26% | 0 0% | 3 3,53% | 23 8,13% | 60 3,23% | 10 2,32% |
| PACMA | 2 0,21% | 0 0% | 1 1,18% | 0 0% | 5 0,27% | 5 1,16% |
| RECORTES CERO-ELS VERDS | 0 0% | 0 0% | 0 0% | 0 0% | 2 0,11% | 3 0,70% |
| GANEMOS | 2 0,21% | 0 0% | 0 0% | 2 0,71% | 1 0,05% | 0 0% |

Municipios de Lleida

| | Linyola | | Lladorre | | Lladurs | | Llardecans | | Llavorsí | | Lleida | |
|----------------------|----------------|--------|-----------------|--------|----------------|--------|-------------------|--------|-----------------|--------|---------------|--------|
| Escrutado | 100% | | 100% | | 100% | | 100% | | 100% | | 100% | |
| Total votantes | 1.603 | 83,62% | 164 | 84,10% | 136 | 80,95% | 351 | 82,20% | 228 | 80,00% | 67.929 | 73,71% |
| Abstención | 314 | 16,38% | 31 | 15,90% | 32 | 19,05% | 76 | 17,80% | 57 | 20,00% | 24.232 | 26,29% |
| Votos nulos | 12 | 0,75% | 0 | 0% | 0 | 0% | 3 | 0,85% | 3 | 1,32% | 302 | 0,44% |
| Votos en blanco | 14 | 0,87% | 2 | 1,22% | 1 | 0,74% | 8 | 2,28% | 7 | 3,07% | 449 | 0,66% |
| Votos a candidaturas | 1.577 | 98,38% | 162 | 98,78% | 135 | 99,26% | 340 | 96,87% | 218 | 95,61% | 67.178 | 98,89% |

Candidaturas

| | | | | | | | | | | | | |
|-------------------------|-------|--------|-----|--------|----|--------|-----|--------|-----|--------|--------|--------|
| JxSí | 1.114 | 70,02% | 120 | 73,17% | 86 | 63,24% | 252 | 72,41% | 105 | 46,67% | 27.655 | 40,89% |
| C's | 118 | 7,42% | 4 | 2,44% | 10 | 7,35% | 16 | 4,60% | 3 | 1,33% | 12.550 | 18,56% |
| PSC | 69 | 4,34% | 5 | 3,05% | 0 | 0% | 10 | 2,87% | 17 | 7,56% | 7.633 | 11,29% |
| CUP | 99 | 6,22% | 25 | 15,24% | 14 | 10,29% | 17 | 4,89% | 57 | 25,33% | 4.972 | 7,35% |
| PP | 76 | 4,78% | 0 | 0% | 11 | 8,09% | 23 | 6,61% | 12 | 5,33% | 6.903 | 10,21% |
| CatSíqueesPot | 53 | 3,33% | 5 | 3,05% | 3 | 2,21% | 4 | 1,15% | 8 | 3,56% | 4.149 | 6,14% |
| unio.cat | 42 | 2,64% | 3 | 1,83% | 11 | 8,09% | 17 | 4,89% | 15 | 6,67% | 2.576 | 3,81% |
| PACMA | 3 | 0,19% | 0 | 0% | 0 | 0% | 0 | 0% | 1 | 0,44% | 486 | 0,72% |
| RECORTES CERO-ELS VERDS | 2 | 0,13% | 0 | 0% | 0 | 0% | 1 | 0,29% | 0 | 0% | 184 | 0,27% |
| GANEMOS | 1 | 0,06% | 0 | 0% | 0 | 0% | 0 | 0% | 0 | 0% | 70 | 0,10% |

| | Lles de Cerdanya | | Llimiana | | Llobera | | Maials | | Maldà | | Massalcoreig | |
|----------------------|-------------------------|--------|-----------------|--------|----------------|--------|---------------|--------|--------------|--------|---------------------|--------|
| Escrutado | 100% | | 100% | | 100% | | 100% | | 100% | | 100% | |
| Total votantes | 187 | 87,79% | 107 | 74,31% | 148 | 85,06% | 569 | 79,69% | 162 | 82,23% | 310 | 75,06% |
| Abstención | 26 | 12,21% | 37 | 25,69% | 26 | 14,94% | 145 | 20,31% | 35 | 17,77% | 103 | 24,94% |
| Votos nulos | 2 | 1,07% | 0 | 0% | 2 | 1,35% | 0 | 0% | 0 | 0% | 2 | 0,65% |
| Votos en blanco | 1 | 0,53% | 0 | 0% | 1 | 0,68% | 6 | 1,05% | 2 | 1,23% | 3 | 0,97% |
| Votos a candidaturas | 184 | 98,40% | 107 | 100% | 145 | 97,97% | 563 | 98,95% | 160 | 98,77% | 305 | 98,39% |

Candidaturas

| | | | | | | | | | | | | |
|-------------------------|-----|--------|----|--------|-----|--------|-----|--------|-----|--------|-----|--------|
| JxSí | 142 | 76,76% | 69 | 64,49% | 116 | 79,45% | 434 | 76,27% | 114 | 70,37% | 199 | 64,61% |
| C's | 2 | 1,08% | 2 | 1,87% | 1 | 0,68% | 20 | 3,51% | 6 | 3,70% | 9 | 2,92% |
| PSC | 7 | 3,78% | 5 | 4,67% | 2 | 1,37% | 27 | 4,75% | 9 | 5,56% | 22 | 7,14% |
| CUP | 24 | 12,97% | 14 | 13,08% | 9 | 6,16% | 16 | 2,81% | 18 | 11,11% | 12 | 3,90% |
| PP | 1 | 0,54% | 0 | 0% | 6 | 4,11% | 31 | 5,45% | 5 | 3,09% | 23 | 7,47% |
| CatSíqueesPot | 4 | 2,16% | 10 | 9,35% | 1 | 0,68% | 10 | 1,76% | 3 | 1,85% | 15 | 4,87% |
| unio.cat | 4 | 2,16% | 4 | 3,74% | 10 | 6,85% | 23 | 4,04% | 3 | 1,85% | 25 | 8,12% |
| PACMA | 0 | 0% | 2 | 1,87% | 0 | 0% | 2 | 0,35% | 1 | 0,62% | 0 | 0% |
| RECORTES CERO-ELS VERDS | 0 | 0% | 0 | 0% | 0 | 0% | 0 | 0% | 0 | 0% | 0 | 0% |
| GANEMOS | 0 | 0% | 1 | 0,93% | 0 | 0% | 0 | 0% | 1 | 0,62% | 0 | 0% |

| | Massoteres | | Menàrguens | | Miralcamp | | Mollerussa | | Molsosa, la | | Montellà i Martinet | |
|----------------------|-------------------|--------|-------------------|--------|------------------|--------|-------------------|--------|--------------------|--------|----------------------------|--------|
| Escrutado | 100% | | 100% | | 100% | | 100% | | 100% | | 100% | |
| Total votantes | 107 | 84,92% | 503 | 79,71% | 830 | 80,82% | 6.514 | 76,07% | 81 | 81,00% | 405 | 83,68% |
| Abstención | 19 | 15,08% | 128 | 20,29% | 197 | 19,18% | 2.049 | 23,93% | 19 | 19,00% | 79 | 16,32% |
| Votos nulos | 0 | 0% | 5 | 0,99% | 4 | 0,48% | 32 | 0,49% | 0 | 0% | 1 | 0,25% |
| Votos en blanco | 0 | 0% | 5 | 0,99% | 9 | 1,08% | 47 | 0,72% | 0 | 0% | 4 | 0,99% |
| Votos a candidaturas | 107 | 100% | 493 | 98,01% | 817 | 98,43% | 6.435 | 98,79% | 81 | 100% | 400 | 98,77% |

Candidaturas

| | | | | | | | | | | | | |
|-------------------------|----|--------|-----|--------|-----|--------|-------|--------|----|--------|-----|--------|
| JxSí | 74 | 69,16% | 364 | 73,09% | 584 | 70,70% | 3.922 | 60,51% | 55 | 67,90% | 280 | 69,31% |
| C's | 13 | 12,15% | 18 | 3,61% | 52 | 6,30% | 663 | 10,23% | 2 | 2,47% | 27 | 6,68% |
| PSC | 5 | 4,67% | 18 | 3,61% | 60 | 7,26% | 566 | 8,73% | 0 | 0% | 24 | 5,94% |
| CUP | 8 | 7,48% | 32 | 6,43% | 39 | 4,72% | 425 | 6,56% | 7 | 8,64% | 36 | 8,91% |
| PP | 1 | 0,93% | 27 | 5,42% | 23 | 2,78% | 368 | 5,68% | 11 | 13,58% | 8 | 1,98% |
| CatSíqueesPot | 1 | 0,93% | 22 | 4,42% | 30 | 3,63% | 266 | 4,10% | 2 | 2,47% | 10 | 2,48% |
| unio.cat | 5 | 4,67% | 11 | 2,21% | 27 | 3,27% | 186 | 2,87% | 4 | 4,94% | 13 | 3,22% |
| PACMA | 0 | 0% | 0 | 0% | 2 | 0,24% | 20 | 0,31% | 0 | 0% | 1 | 0,25% |
| RECORTES CERO-ELS VERDS | 0 | 0% | 1 | 0,20% | 0 | 0% | 12 | 0,19% | 0 | 0% | 1 | 0,25% |
| GANEMOS | 0 | 0% | 0 | 0% | 0 | 0% | 7 | 0,11% | 0 | 0% | 0 | 0% |

Municipios de Lleida

| | Montferrer i Castellbò | | Montgai | | Montoliu de Lleida | | Montoliu de Segarra | | Montornès de Segarra | | Nalec | |
|----------------------|------------------------|--------|-------------|--------|--------------------|--------|---------------------|--------|----------------------|--------|-------------|--------|
| Escrutado | 100% | | 100% | | 100% | | 100% | | 100% | | 100% | |
| Total votantes | 576 | 73,75% | 502 | 87,15% | 297 | 80,49% | 124 | 78,98% | 73 | 83,91% | 73 | 85,88% |
| Abstención | 205 | 26,25% | 74 | 12,85% | 72 | 19,51% | 33 | 21,02% | 14 | 16,09% | 12 | 14,12% |
| Votos nulos | 2 | 0,35% | 4 | 0,80% | 0 | 0% | 1 | 0,81% | 0 | 0% | 1 | 1,37% |
| Votos en blanco | 8 | 1,39% | 9 | 1,79% | 2 | 0,67% | 4 | 3,23% | 0 | 0% | 0 | 0% |
| Votos a candidaturas | 566 | 98,26% | 489 | 97,41% | 295 | 99,33% | 119 | 95,97% | 73 | 100% | 72 | 98,63% |

Candidaturas

| | | | | | | | | | | | | |
|-------------------------|-----|--------|-----|--------|-----|--------|----|--------|----|--------|----|--------|
| JxSí | 365 | 63,59% | 337 | 67,67% | 208 | 70,03% | 81 | 65,85% | 53 | 72,60% | 60 | 83,33% |
| C's | 39 | 6,79% | 26 | 5,22% | 20 | 6,73% | 6 | 4,88% | 3 | 4,11% | 2 | 2,78% |
| PSC | 33 | 5,75% | 21 | 4,22% | 9 | 3,03% | 0 | 0% | 4 | 5,48% | 3 | 4,17% |
| CUP | 69 | 12,02% | 25 | 5,02% | 33 | 11,11% | 15 | 12,20% | 6 | 8,22% | 4 | 5,56% |
| PP | 25 | 4,36% | 43 | 8,63% | 12 | 4,04% | 11 | 8,94% | 7 | 9,59% | 1 | 1,39% |
| CatSíqueesPot | 22 | 3,83% | 13 | 2,61% | 8 | 2,69% | 2 | 1,63% | 0 | 0% | 0 | 0% |
| unio.cat | 9 | 1,57% | 24 | 4,82% | 4 | 1,35% | 4 | 3,25% | 0 | 0% | 2 | 2,78% |
| PACMA | 3 | 0,52% | 0 | 0% | 1 | 0,34% | 0 | 0% | 0 | 0% | 0 | 0% |
| RECORTES CERO-ELS VERDS | 0 | 0% | 0 | 0% | 0 | 0% | 0 | 0% | 0 | 0% | 0 | 0% |
| GANEMOS | 1 | 0,17% | 0 | 0% | 0 | 0% | 0 | 0% | 0 | 0% | 0 | 0% |

| | Naut Aran | | Navès | | Odèn | | Oliana | | Oliola | | Olius | |
|----------------------|-------------|--------|-------------|--------|-------------|--------|-------------|--------|-------------|--------|-------------|--------|
| Escrutado | 100% | | 100% | | 100% | | 100% | | 100% | | 100% | |
| Total votantes | 939 | 69,76% | 190 | 84,44% | 177 | 81,19% | 1.162 | 84,39% | 153 | 81,82% | 588 | 87,63% |
| Abstención | 407 | 30,24% | 35 | 15,56% | 41 | 18,81% | 215 | 15,61% | 34 | 18,18% | 83 | 12,37% |
| Votos nulos | 7 | 0,75% | 0 | 0% | 1 | 0,56% | 7 | 0,60% | 2 | 1,31% | 3 | 0,51% |
| Votos en blanco | 10 | 1,06% | 1 | 0,53% | 2 | 1,13% | 8 | 0,69% | 0 | 0% | 5 | 0,85% |
| Votos a candidaturas | 922 | 98,19% | 189 | 99,47% | 174 | 98,31% | 1.147 | 98,71% | 151 | 98,69% | 580 | 98,64% |

Candidaturas

| | | | | | | | | | | | | |
|-------------------------|-----|--------|-----|--------|-----|--------|-----|--------|-----|--------|-----|--------|
| JxSí | 244 | 26,18% | 127 | 66,84% | 149 | 84,66% | 811 | 70,22% | 111 | 73,51% | 417 | 71,28% |
| C's | 222 | 23,82% | 9 | 4,74% | 5 | 2,84% | 61 | 5,28% | 11 | 7,28% | 43 | 7,35% |
| PSC | 130 | 13,95% | 7 | 3,68% | 1 | 0,57% | 66 | 5,71% | 0 | 0% | 24 | 4,10% |
| CUP | 75 | 8,05% | 19 | 10,00% | 6 | 3,41% | 76 | 6,58% | 10 | 6,62% | 40 | 6,84% |
| PP | 102 | 10,94% | 13 | 6,84% | 7 | 3,98% | 60 | 5,19% | 8 | 5,30% | 15 | 2,56% |
| CatSíqueesPot | 50 | 5,36% | 2 | 1,05% | 1 | 0,57% | 28 | 2,42% | 6 | 3,97% | 19 | 3,25% |
| unio.cat | 96 | 10,30% | 11 | 5,79% | 4 | 2,27% | 43 | 3,72% | 5 | 3,31% | 19 | 3,25% |
| PACMA | 0 | 0% | 1 | 0,53% | 1 | 0,57% | 2 | 0,17% | 0 | 0% | 3 | 0,51% |
| RECORTES CERO-ELS VERDS | 3 | 0,32% | 0 | 0% | 0 | 0% | 0 | 0% | 0 | 0% | 0 | 0% |
| GANEMOS | 0 | 0% | 0 | 0% | 0 | 0% | 0 | 0% | 0 | 0% | 0 | 0% |

| | Oluges, les | | Omellons, els | | Omells de na Gaia, els | | Organyà | | Os de Balaguer | | Ossó de Sió | |
|----------------------|-------------|--------|---------------|--------|------------------------|--------|-------------|--------|----------------|--------|-------------|--------|
| Escrutado | 100% | | 100% | | 100% | | 100% | | 100% | | 100% | |
| Total votantes | 107 | 76,43% | 164 | 82,00% | 93 | 76,23% | 543 | 81,17% | 656 | 84,32% | 156 | 85,71% |
| Abstención | 33 | 23,57% | 36 | 18,00% | 29 | 23,77% | 126 | 18,83% | 122 | 15,68% | 26 | 14,29% |
| Votos nulos | 0 | 0% | 2 | 1,22% | 0 | 0% | 2 | 0,37% | 1 | 0,15% | 1 | 0,64% |
| Votos en blanco | 1 | 0,93% | 2 | 1,22% | 0 | 0% | 4 | 0,74% | 7 | 1,07% | 0 | 0% |
| Votos a candidaturas | 106 | 99,07% | 160 | 97,56% | 93 | 100% | 537 | 98,90% | 648 | 98,78% | 155 | 99,36% |

Candidaturas

| | | | | | | | | | | | | |
|-------------------------|----|--------|----|--------|----|--------|-----|--------|-----|--------|-----|--------|
| JxSí | 75 | 70,09% | 82 | 50,62% | 71 | 76,34% | 353 | 65,25% | 431 | 65,80% | 103 | 66,45% |
| C's | 4 | 3,74% | 16 | 9,88% | 4 | 4,30% | 20 | 3,70% | 50 | 7,63% | 14 | 9,03% |
| PSC | 0 | 0% | 10 | 6,17% | 0 | 0% | 50 | 9,24% | 34 | 5,19% | 4 | 2,58% |
| CUP | 8 | 7,48% | 7 | 4,32% | 11 | 11,83% | 38 | 7,02% | 57 | 8,70% | 10 | 6,45% |
| PP | 8 | 7,48% | 29 | 17,90% | 5 | 5,38% | 50 | 9,24% | 29 | 4,43% | 12 | 7,74% |
| CatSíqueesPot | 2 | 1,87% | 10 | 6,17% | 1 | 1,08% | 9 | 1,66% | 24 | 3,66% | 2 | 1,29% |
| unio.cat | 8 | 7,48% | 5 | 3,09% | 1 | 1,08% | 15 | 2,77% | 22 | 3,36% | 10 | 6,45% |
| PACMA | 1 | 0,93% | 0 | 0% | 0 | 0% | 0 | 0% | 1 | 0,15% | 0 | 0% |
| RECORTES CERO-ELS VERDS | 0 | 0% | 0 | 0% | 0 | 0% | 1 | 0,18% | 0 | 0% | 0 | 0% |
| GANEMOS | 0 | 0% | 1 | 0,62% | 0 | 0% | 1 | 0,18% | 0 | 0% | 0 | 0% |

Municipios de Lleida

| | Palau d'Anglesola, el | | Penelles | | Peramola | | Pinell de Solsonès | | Pinós | | Plans de Sió, els | |
|----------------------|-----------------------|--------|-------------|--------|-------------|--------|--------------------|--------|-------------|--------|-------------------|--------|
| Escrutado | 100% | | 100% | | 100% | | 100% | | 100% | | 100% | |
| Total votantes | 1.335 | 82,15% | 289 | 74,48% | 233 | 83,21% | 146 | 82,95% | 198 | 84,62% | 374 | 82,38% |
| Abstención | 290 | 17,85% | 99 | 25,52% | 47 | 16,79% | 30 | 17,05% | 36 | 15,38% | 80 | 17,62% |
| Votos nulos | 6 | 0,45% | 2 | 0,69% | 6 | 2,58% | 0 | 0% | 2 | 1,01% | 1 | 0,27% |
| Votos en blanco | 13 | 0,97% | 4 | 1,38% | 1 | 0,43% | 1 | 0,68% | 3 | 1,52% | 1 | 0,27% |
| Votos a candidaturas | 1.316 | 98,58% | 283 | 97,92% | 226 | 97,00% | 145 | 99,32% | 193 | 97,47% | 372 | 99,47% |

Candidaturas

| | | | | | | | | | | | | |
|-------------------------|-----|--------|-----|--------|-----|--------|-----|--------|-----|--------|-----|--------|
| JxSí | 928 | 69,83% | 226 | 78,75% | 161 | 70,93% | 107 | 73,29% | 128 | 65,31% | 274 | 73,46% |
| C's | 91 | 6,85% | 15 | 5,23% | 5 | 2,20% | 1 | 0,68% | 2 | 1,02% | 17 | 4,56% |
| PSC | 43 | 3,24% | 7 | 2,44% | 14 | 6,17% | 2 | 1,37% | 0 | 0% | 11 | 2,95% |
| CUP | 117 | 8,80% | 15 | 5,23% | 22 | 9,69% | 13 | 8,90% | 29 | 14,80% | 33 | 8,85% |
| PP | 46 | 3,46% | 8 | 2,79% | 14 | 6,17% | 16 | 10,96% | 10 | 5,10% | 15 | 4,02% |
| CatSíqueesPot | 41 | 3,09% | 5 | 1,74% | 2 | 0,88% | 0 | 0% | 6 | 3,06% | 8 | 2,14% |
| unio.cat | 44 | 3,31% | 7 | 2,44% | 7 | 3,08% | 6 | 4,11% | 17 | 8,67% | 13 | 3,49% |
| PACMA | 6 | 0,45% | 0 | 0% | 0 | 0% | 0 | 0% | 1 | 0,51% | 1 | 0,27% |
| RECORTES CERO-ELS VERDS | 0 | 0% | 0 | 0% | 1 | 0,44% | 0 | 0% | 0 | 0% | 0 | 0% |
| GANEMOS | 0 | 0% | 0 | 0% | 0 | 0% | 0 | 0% | 0 | 0% | 0 | 0% |

| | Poal, el | | Pobla de Cérvoles, la | | Pobla de Segur, la | | Pont de Bar, el | | Pont de Suert, el | | Ponts | |
|----------------------|-------------|--------|-----------------------|--------|--------------------|--------|-----------------|--------|-------------------|--------|-------------|--------|
| Escrutado | 100% | | 100% | | 100% | | 100% | | 100% | | 100% | |
| Total votantes | 438 | 85,38% | 151 | 80,32% | 1.741 | 79,39% | 99 | 75,00% | 1.288 | 75,45% | 1.475 | 81,45% |
| Abstención | 75 | 14,62% | 37 | 19,68% | 452 | 20,61% | 33 | 25,00% | 419 | 24,55% | 336 | 18,55% |
| Votos nulos | 1 | 0,23% | 0 | 0% | 7 | 0,40% | 0 | 0% | 10 | 0,78% | 8 | 0,54% |
| Votos en blanco | 2 | 0,46% | 2 | 1,32% | 14 | 0,80% | 1 | 1,01% | 11 | 0,85% | 7 | 0,47% |
| Votos a candidaturas | 435 | 99,32% | 149 | 98,68% | 1.720 | 98,79% | 98 | 98,99% | 1.267 | 98,37% | 1.460 | 98,98% |

Candidaturas

| | | | | | | | | | | | | |
|-------------------------|-----|--------|----|--------|-------|--------|----|--------|-----|--------|-------|--------|
| JxSí | 292 | 66,82% | 88 | 58,28% | 1.137 | 65,57% | 71 | 71,72% | 466 | 36,46% | 1.042 | 71,03% |
| C's | 49 | 11,21% | 8 | 5,30% | 87 | 5,02% | 1 | 1,01% | 177 | 13,85% | 81 | 5,52% |
| PSC | 11 | 2,52% | 8 | 5,30% | 151 | 8,71% | 1 | 1,01% | 227 | 17,76% | 68 | 4,64% |
| CUP | 15 | 3,43% | 27 | 17,88% | 167 | 9,63% | 19 | 19,19% | 141 | 11,03% | 97 | 6,61% |
| PP | 44 | 10,07% | 6 | 3,97% | 58 | 3,34% | 1 | 1,01% | 97 | 7,59% | 91 | 6,20% |
| CatSíqueesPot | 8 | 1,83% | 8 | 5,30% | 63 | 3,63% | 0 | 0% | 99 | 7,75% | 17 | 1,16% |
| unio.cat | 16 | 3,66% | 4 | 2,65% | 54 | 3,11% | 4 | 4,04% | 47 | 3,68% | 51 | 3,48% |
| PACMA | 0 | 0% | 0 | 0% | 1 | 0,06% | 1 | 1,01% | 1 | 0,08% | 6 | 0,41% |
| RECORTES CERO-ELS VERDS | 0 | 0% | 0 | 0% | 1 | 0,06% | 0 | 0% | 7 | 0,55% | 3 | 0,20% |
| GANEMOS | 0 | 0% | 0 | 0% | 1 | 0,06% | 0 | 0% | 5 | 0,39% | 4 | 0,27% |

| | Portella, la | | Prats i Sansor | | Preixana | | Preixens | | Prullans | | Puiggròs | |
|----------------------|--------------|--------|----------------|--------|-------------|--------|-------------|--------|-------------|--------|-------------|--------|
| Escrutado | 100% | | 100% | | 100% | | 100% | | 100% | | 100% | |
| Total votantes | 346 | 87,15% | 175 | 89,29% | 268 | 83,49% | 297 | 78,99% | 142 | 87,12% | 178 | 74,79% |
| Abstención | 51 | 12,85% | 21 | 10,71% | 53 | 16,51% | 79 | 21,01% | 21 | 12,88% | 60 | 25,21% |
| Votos nulos | 1 | 0,29% | 0 | 0% | 5 | 1,87% | 4 | 1,35% | 1 | 0,70% | 1 | 0,56% |
| Votos en blanco | 7 | 2,02% | 4 | 2,29% | 4 | 1,49% | 1 | 0,34% | 1 | 0,70% | 1 | 0,56% |
| Votos a candidaturas | 338 | 97,69% | 171 | 97,71% | 259 | 96,64% | 292 | 98,32% | 140 | 98,59% | 176 | 98,88% |

Candidaturas

| | | | | | | | | | | | | |
|-------------------------|-----|--------|----|--------|-----|--------|-----|--------|-----|--------|-----|--------|
| JxSí | 231 | 66,96% | 97 | 55,43% | 161 | 61,22% | 181 | 61,77% | 117 | 82,98% | 125 | 70,62% |
| C's | 31 | 8,99% | 14 | 8,00% | 18 | 6,84% | 34 | 11,60% | 5 | 3,55% | 6 | 3,39% |
| PSC | 19 | 5,51% | 4 | 2,29% | 2 | 0,76% | 7 | 2,39% | 4 | 2,84% | 10 | 5,65% |
| CUP | 22 | 6,38% | 23 | 13,14% | 35 | 13,31% | 23 | 7,85% | 5 | 3,55% | 13 | 7,34% |
| PP | 13 | 3,77% | 20 | 11,43% | 27 | 10,27% | 21 | 7,17% | 2 | 1,42% | 8 | 4,52% |
| CatSíqueesPot | 14 | 4,06% | 5 | 2,86% | 8 | 3,04% | 14 | 4,78% | 3 | 2,13% | 6 | 3,39% |
| unio.cat | 5 | 1,45% | 8 | 4,57% | 8 | 3,04% | 11 | 3,75% | 4 | 2,84% | 8 | 4,52% |
| PACMA | 3 | 0,87% | 0 | 0% | 0 | 0% | 1 | 0,34% | 0 | 0% | 0 | 0% |
| RECORTES CERO-ELS VERDS | 0 | 0% | 0 | 0% | 0 | 0% | 0 | 0% | 0 | 0% | 0 | 0% |
| GANEMOS | 0 | 0% | 0 | 0% | 0 | 0% | 0 | 0% | 0 | 0% | 0 | 0% |

Municipios de Lleida

| | Puigverd d'Agramunt | | Puigverd de Lleida | | Rialp | | Ribera d'Ondara | | Ribera d'Urgellet | | Riner | |
|----------------------|---------------------|--------|--------------------|--------|-------------|--------|-----------------|--------|-------------------|--------|-------------|--------|
| Escrutado | 100% | | 100% | | 100% | | 100% | | 100% | | 100% | |
| Total votantes | 152 | 84,92% | 846 | 80,57% | 405 | 80,68% | 329 | 85,68% | 522 | 76,43% | 181 | 84,19% |
| Abstención | 27 | 15,08% | 204 | 19,43% | 97 | 19,32% | 55 | 14,32% | 161 | 23,57% | 34 | 15,81% |
| Votos nulos | 0 | 0% | 5 | 0,59% | 2 | 0,49% | 2 | 0,61% | 0 | 0% | 0 | 0% |
| Votos en blanco | 3 | 1,97% | 9 | 1,06% | 4 | 0,99% | 3 | 0,91% | 7 | 1,34% | 1 | 0,55% |
| Votos a candidaturas | 149 | 98,03% | 832 | 98,35% | 399 | 98,52% | 324 | 98,48% | 515 | 98,66% | 180 | 99,45% |

Candidaturas

| | | | | | | | | | | | | |
|-------------------------|----|--------|-----|--------|-----|--------|-----|--------|-----|--------|-----|--------|
| JxSí | 90 | 59,21% | 439 | 52,20% | 249 | 61,79% | 209 | 63,91% | 333 | 63,79% | 124 | 68,51% |
| C's | 13 | 8,55% | 106 | 12,60% | 19 | 4,71% | 27 | 8,26% | 31 | 5,94% | 8 | 4,42% |
| PSC | 2 | 1,32% | 97 | 11,53% | 21 | 5,21% | 6 | 1,83% | 27 | 5,17% | 6 | 3,31% |
| CUP | 23 | 15,13% | 66 | 7,85% | 52 | 12,90% | 25 | 7,65% | 44 | 8,43% | 29 | 16,02% |
| PP | 5 | 3,29% | 63 | 7,49% | 21 | 5,21% | 28 | 8,56% | 27 | 5,17% | 7 | 3,87% |
| CatSíqueesPot | 6 | 3,95% | 34 | 4,04% | 15 | 3,72% | 8 | 2,45% | 23 | 4,41% | 2 | 1,10% |
| unio.cat | 10 | 6,58% | 19 | 2,26% | 16 | 3,97% | 20 | 6,12% | 30 | 5,75% | 4 | 2,21% |
| PACMA | 0 | 0% | 3 | 0,36% | 3 | 0,74% | 1 | 0,31% | 0 | 0% | 0 | 0% |
| RECORTES CERO-ELS VERDS | 0 | 0% | 4 | 0,48% | 3 | 0,74% | 0 | 0% | 0 | 0% | 0 | 0% |
| GANEMOS | 0 | 0% | 1 | 0,12% | 0 | 0% | 0 | 0% | 0 | 0% | 0 | 0% |

| | Riu de Cerdanya | | Rosselló | | Salàs de Pallars | | Sanaüja | | Sant Esteve de la Sarga | | Sant Guim de Freixenet | |
|----------------------|-----------------|--------|-------------|--------|------------------|--------|-------------|--------|-------------------------|--------|------------------------|--------|
| Escrutado | 100% | | 100% | | 100% | | 100% | | 100% | | 100% | |
| Total votantes | 85 | 95,51% | 1.581 | 75,32% | 226 | 85,28% | 272 | 82,42% | 90 | 73,77% | 622 | 80,99% |
| Abstención | 4 | 4,49% | 518 | 24,68% | 39 | 14,72% | 58 | 17,58% | 32 | 26,23% | 146 | 19,01% |
| Votos nulos | 1 | 1,18% | 12 | 0,76% | 0 | 0% | 0 | 0% | 1 | 1,11% | 8 | 1,29% |
| Votos en blanco | 0 | 0% | 6 | 0,38% | 3 | 1,33% | 2 | 0,74% | 1 | 1,11% | 3 | 0,48% |
| Votos a candidaturas | 84 | 98,82% | 1.563 | 98,86% | 223 | 98,67% | 270 | 99,26% | 88 | 97,78% | 611 | 98,23% |

Candidaturas

| | | | | | | | | | | | | |
|-------------------------|----|--------|-----|--------|-----|--------|-----|--------|----|--------|-----|--------|
| JxSí | 65 | 77,38% | 864 | 55,07% | 142 | 62,83% | 185 | 68,01% | 57 | 64,04% | 410 | 66,78% |
| C's | 3 | 3,57% | 198 | 12,62% | 6 | 2,65% | 4 | 1,47% | 2 | 2,25% | 34 | 5,54% |
| PSC | 2 | 2,38% | 124 | 7,90% | 21 | 9,29% | 7 | 2,57% | 2 | 2,25% | 27 | 4,40% |
| CUP | 9 | 10,71% | 115 | 7,33% | 34 | 15,04% | 28 | 10,29% | 9 | 10,11% | 56 | 9,12% |
| PP | 1 | 1,19% | 89 | 5,67% | 2 | 0,88% | 32 | 11,76% | 2 | 2,25% | 37 | 6,03% |
| CatSíqueesPot | 0 | 0% | 92 | 5,86% | 8 | 3,54% | 6 | 2,21% | 7 | 7,87% | 20 | 3,26% |
| unio.cat | 2 | 2,38% | 65 | 4,14% | 10 | 4,42% | 8 | 2,94% | 9 | 10,11% | 24 | 3,91% |
| PACMA | 2 | 2,38% | 8 | 0,51% | 0 | 0% | 0 | 0% | 0 | 0% | 0 | 0% |
| RECORTES CERO-ELS VERDS | 0 | 0% | 6 | 0,38% | 0 | 0% | 0 | 0% | 0 | 0% | 3 | 0,49% |
| GANEMOS | 0 | 0% | 2 | 0,13% | 0 | 0% | 0 | 0% | 0 | 0% | 0 | 0% |

| | Sant Guim de la Plana | | Sant Llorenç de Morunys | | Sant Martí de Riucorb | | Sant Ramon | | Sarroca de Bellera | | Sarroca de Lleida | |
|----------------------|-----------------------|--------|-------------------------|--------|-----------------------|--------|-------------|--------|--------------------|--------|-------------------|--------|
| Escrutado | 100% | | 100% | | 100% | | 100% | | 100% | | 100% | |
| Total votantes | 119 | 85,61% | 635 | 82,90% | 493 | 86,64% | 346 | 81,41% | 96 | 81,36% | 264 | 77,19% |
| Abstención | 20 | 14,39% | 131 | 17,10% | 76 | 13,36% | 79 | 18,59% | 22 | 18,64% | 78 | 22,81% |
| Votos nulos | 0 | 0% | 6 | 0,94% | 5 | 1,01% | 1 | 0,29% | 0 | 0% | 0 | 0% |
| Votos en blanco | 0 | 0% | 2 | 0,31% | 3 | 0,61% | 5 | 1,45% | 0 | 0% | 5 | 1,89% |
| Votos a candidaturas | 119 | 100% | 627 | 98,74% | 485 | 98,38% | 340 | 98,27% | 96 | 100% | 259 | 98,11% |

Candidaturas

| | | | | | | | | | | | | |
|-------------------------|----|--------|-----|--------|-----|--------|-----|--------|----|--------|-----|--------|
| JxSí | 91 | 76,47% | 461 | 73,29% | 318 | 65,16% | 245 | 71,01% | 60 | 62,50% | 198 | 75,00% |
| C's | 4 | 3,36% | 12 | 1,91% | 26 | 5,33% | 8 | 2,32% | 11 | 11,46% | 1 | 0,38% |
| PSC | 5 | 4,20% | 23 | 3,66% | 13 | 2,66% | 4 | 1,16% | 2 | 2,08% | 6 | 2,27% |
| CUP | 11 | 9,24% | 67 | 10,65% | 50 | 10,25% | 31 | 8,99% | 4 | 4,17% | 18 | 6,82% |
| PP | 2 | 1,68% | 26 | 4,13% | 40 | 8,20% | 33 | 9,57% | 2 | 2,08% | 7 | 2,65% |
| CatSíqueesPot | 1 | 0,84% | 15 | 2,38% | 13 | 2,66% | 4 | 1,16% | 5 | 5,21% | 12 | 4,55% |
| unio.cat | 5 | 4,20% | 20 | 3,18% | 24 | 4,92% | 15 | 4,35% | 12 | 12,50% | 17 | 6,44% |
| PACMA | 0 | 0% | 1 | 0,16% | 1 | 0,20% | 0 | 0% | 0 | 0% | 0 | 0% |
| RECORTES CERO-ELS VERDS | 0 | 0% | 1 | 0,16% | 0 | 0% | 0 | 0% | 0 | 0% | 0 | 0% |
| GANEMOS | 0 | 0% | 1 | 0,16% | 0 | 0% | 0 | 0% | 0 | 0% | 0 | 0% |

Municipios de Lleida

| | Senterada | | Sentiu de Sió, la | | Seròs | | Seu d'Urgell, la | | Sidamon | | Soleràs, el | |
|----------------------|------------------|--------|--------------------------|--------|--------------|--------|-------------------------|--------|----------------|--------|--------------------|--------|
| Escrutado | 100% | | 100% | | 100% | | 100% | | 100% | | 100% | |
| Total votantes | 80 | 79,21% | 335 | 84,17% | 990 | 79,52% | 6.351 | 70,66% | 464 | 82,42% | 222 | 85,71% |
| Abstención | 21 | 20,79% | 63 | 15,83% | 255 | 20,48% | 2.637 | 29,34% | 99 | 17,58% | 37 | 14,29% |
| Votos nulos | 1 | 1,25% | 6 | 1,79% | 11 | 1,11% | 39 | 0,61% | 6 | 1,29% | 0 | 0% |
| Votos en blanco | 0 | 0% | 4 | 1,19% | 9 | 0,91% | 45 | 0,71% | 6 | 1,29% | 2 | 0,90% |
| Votos a candidaturas | 79 | 98,75% | 325 | 97,01% | 970 | 97,98% | 6.267 | 98,68% | 452 | 97,41% | 220 | 99,10% |

Candidaturas

| | | | | | | | | | | | | |
|-------------------------|----|--------|-----|--------|-----|--------|-------|--------|-----|--------|-----|--------|
| JxSí | 54 | 68,35% | 203 | 61,70% | 661 | 67,52% | 3.181 | 50,40% | 260 | 56,77% | 185 | 83,33% |
| C's | 3 | 3,80% | 42 | 12,77% | 49 | 5,01% | 737 | 11,68% | 53 | 11,57% | 2 | 0,90% |
| PSC | 6 | 7,59% | 19 | 5,78% | 70 | 7,15% | 829 | 13,13% | 18 | 3,93% | 6 | 2,70% |
| CUP | 9 | 11,39% | 21 | 6,38% | 61 | 6,23% | 596 | 9,44% | 38 | 8,30% | 12 | 5,41% |
| PP | 3 | 3,80% | 19 | 5,78% | 57 | 5,82% | 433 | 6,86% | 30 | 6,55% | 4 | 1,80% |
| CatSíqueesPot | 4 | 5,06% | 11 | 3,34% | 24 | 2,45% | 274 | 4,34% | 38 | 8,30% | 2 | 0,90% |
| unio.cat | 0 | 0% | 7 | 2,13% | 44 | 4,49% | 177 | 2,80% | 12 | 2,62% | 8 | 3,60% |
| PACMA | 0 | 0% | 3 | 0,91% | 3 | 0,31% | 25 | 0,40% | 2 | 0,44% | 0 | 0% |
| RECORTES CERO-ELS VERDS | 0 | 0% | 0 | 0% | 0 | 0% | 11 | 0,17% | 0 | 0% | 1 | 0,45% |
| GANEMOS | 0 | 0% | 0 | 0% | 1 | 0,10% | 4 | 0,06% | 1 | 0,22% | 0 | 0% |

| | Solsona | | Soriguera | | Sort | | Soses | | Sudanell | | Sunyer | |
|----------------------|----------------|--------|------------------|--------|-------------|--------|--------------|--------|-----------------|--------|---------------|--------|
| Escrutado | 100% | | 100% | | 100% | | 100% | | 100% | | 100% | |
| Total votantes | 4.841 | 77,84% | 246 | 78,34% | 1.225 | 80,43% | 911 | 82,00% | 507 | 74,23% | 198 | 84,26% |
| Abstención | 1.378 | 22,16% | 68 | 21,66% | 298 | 19,57% | 200 | 18,00% | 176 | 25,77% | 37 | 15,74% |
| Votos nulos | 28 | 0,58% | 0 | 0% | 3 | 0,24% | 2 | 0,22% | 3 | 0,59% | 0 | 0% |
| Votos en blanco | 44 | 0,91% | 1 | 0,41% | 9 | 0,73% | 10 | 1,10% | 4 | 0,79% | 4 | 2,02% |
| Votos a candidaturas | 4.769 | 98,51% | 245 | 99,59% | 1.213 | 99,02% | 899 | 98,68% | 500 | 98,62% | 194 | 97,98% |

Candidaturas

| | | | | | | | | | | | | |
|-------------------------|-------|--------|-----|--------|-----|--------|-----|--------|-----|--------|-----|--------|
| JxSí | 3.124 | 64,91% | 117 | 47,56% | 673 | 55,07% | 641 | 70,52% | 334 | 66,27% | 129 | 65,15% |
| C's | 355 | 7,38% | 10 | 4,07% | 81 | 6,63% | 44 | 4,84% | 38 | 7,54% | 16 | 8,08% |
| PSC | 293 | 6,09% | 16 | 6,50% | 100 | 8,18% | 70 | 7,70% | 13 | 2,58% | 6 | 3,03% |
| CUP | 451 | 9,37% | 78 | 31,71% | 205 | 16,78% | 38 | 4,18% | 49 | 9,72% | 20 | 10,10% |
| PP | 211 | 4,38% | 6 | 2,44% | 61 | 4,99% | 61 | 6,71% | 25 | 4,96% | 5 | 2,53% |
| CatSíqueesPot | 163 | 3,39% | 14 | 5,69% | 52 | 4,26% | 12 | 1,32% | 25 | 4,96% | 8 | 4,04% |
| unio.cat | 144 | 2,99% | 3 | 1,22% | 32 | 2,62% | 31 | 3,41% | 15 | 2,98% | 7 | 3,54% |
| PACMA | 17 | 0,35% | 0 | 0% | 8 | 0,65% | 0 | 0% | 1 | 0,20% | 1 | 0,51% |
| RECORTES CERO-ELS VERDS | 5 | 0,10% | 1 | 0,41% | 1 | 0,08% | 1 | 0,11% | 0 | 0% | 2 | 1,01% |
| GANEMOS | 6 | 0,12% | 0 | 0% | 0 | 0% | 1 | 0,11% | 0 | 0% | 0 | 0% |

| | Talarn | | Talavera | | Tàrrega | | Tarrés | | Tarroja de Segarra | | Térmens | |
|----------------------|---------------|--------|-----------------|--------|----------------|--------|---------------|--------|---------------------------|--------|----------------|--------|
| Escrutado | 100% | | 100% | | 100% | | 100% | | 100% | | 100% | |
| Total votantes | 241 | 74,15% | 200 | 87,72% | 8.105 | 76,52% | 75 | 88,24% | 128 | 90,14% | 837 | 81,34% |
| Abstención | 84 | 25,85% | 28 | 12,28% | 2.487 | 23,48% | 10 | 11,76% | 14 | 9,86% | 192 | 18,66% |
| Votos nulos | 1 | 0,41% | 1 | 0,50% | 28 | 0,35% | 0 | 0% | 0 | 0% | 1 | 0,12% |
| Votos en blanco | 0 | 0% | 0 | 0% | 79 | 0,97% | 0 | 0% | 0 | 0% | 6 | 0,72% |
| Votos a candidaturas | 240 | 99,59% | 199 | 99,50% | 7.998 | 98,68% | 75 | 100% | 128 | 100% | 830 | 99,16% |

Candidaturas

| | | | | | | | | | | | | |
|-------------------------|-----|--------|-----|--------|-------|--------|----|--------|----|--------|-----|--------|
| JxSí | 128 | 53,33% | 133 | 66,83% | 4.845 | 59,99% | 63 | 84,00% | 69 | 53,91% | 570 | 68,18% |
| C's | 29 | 12,08% | 8 | 4,02% | 724 | 8,96% | 1 | 1,33% | 11 | 8,59% | 37 | 4,43% |
| PSC | 19 | 7,92% | 3 | 1,51% | 597 | 7,39% | 1 | 1,33% | 0 | 0% | 28 | 3,35% |
| CUP | 29 | 12,08% | 15 | 7,54% | 813 | 10,07% | 7 | 9,33% | 38 | 29,69% | 47 | 5,62% |
| PP | 16 | 6,67% | 13 | 6,53% | 419 | 5,19% | 0 | 0% | 5 | 3,91% | 85 | 10,17% |
| CatSíqueesPot | 3 | 1,25% | 5 | 2,51% | 310 | 3,84% | 2 | 2,67% | 3 | 2,34% | 20 | 2,39% |
| unio.cat | 13 | 5,42% | 21 | 10,55% | 248 | 3,07% | 1 | 1,33% | 1 | 0,78% | 40 | 4,78% |
| PACMA | 3 | 1,25% | 1 | 0,50% | 28 | 0,35% | 0 | 0% | 0 | 0% | 0 | 0% |
| RECORTES CERO-ELS VERDS | 0 | 0% | 0 | 0% | 7 | 0,09% | 0 | 0% | 1 | 0,78% | 1 | 0,12% |
| GANEMOS | 0 | 0% | 0 | 0% | 7 | 0,09% | 0 | 0% | 0 | 0% | 2 | 0,24% |

Municipios de Lleida

| | Tírvia | | Tiurana | | Torà | | Torms, els | | Tornabous | | Torre de Cabdella, la | |
|----------------------|-------------|--------|-------------|--------|-------------|--------|-------------|--------|-------------|--------|-----------------------|--------|
| Escrutado | 100% | | 100% | | 100% | | 100% | | 100% | | 100% | |
| Total votantes | 97 | 74,05% | 55 | 83,33% | 782 | 83,82% | 108 | 85,71% | 482 | 83,97% | 540 | 83,85% |
| Abstención | 34 | 25,95% | 11 | 16,67% | 151 | 16,18% | 18 | 14,29% | 92 | 16,03% | 104 | 16,15% |
| Votos nulos | 0 | 0% | 0 | 0% | 9 | 1,15% | 1 | 0,93% | 2 | 0,41% | 1 | 0,19% |
| Votos en blanco | 0 | 0% | 0 | 0% | 4 | 0,51% | 0 | 0% | 3 | 0,62% | 3 | 0,56% |
| Votos a candidaturas | 97 | 100% | 55 | 100% | 769 | 98,34% | 107 | 99,07% | 477 | 98,96% | 536 | 99,26% |

Candidaturas

| | | | | | | | | | | | | |
|-------------------------|----|--------|----|--------|-----|--------|----|--------|-----|--------|-----|--------|
| JxSí | 57 | 58,76% | 39 | 70,91% | 540 | 69,86% | 83 | 77,57% | 338 | 70,42% | 374 | 69,39% |
| C's | 7 | 7,22% | 3 | 5,45% | 37 | 4,79% | 0 | 0% | 22 | 4,58% | 9 | 1,67% |
| PSC | 1 | 1,03% | 3 | 5,45% | 29 | 3,75% | 2 | 1,87% | 13 | 2,71% | 39 | 7,24% |
| CUP | 25 | 25,77% | 2 | 3,64% | 102 | 13,20% | 9 | 8,41% | 40 | 8,33% | 73 | 13,54% |
| PP | 3 | 3,09% | 8 | 14,55% | 21 | 2,72% | 3 | 2,80% | 29 | 6,04% | 11 | 2,04% |
| CatSíqueesPot | 0 | 0% | 0 | 0% | 19 | 2,46% | 5 | 4,67% | 11 | 2,29% | 13 | 2,41% |
| unio.cat | 3 | 3,09% | 0 | 0% | 20 | 2,59% | 4 | 3,74% | 21 | 4,38% | 16 | 2,97% |
| PACMA | 1 | 1,03% | 0 | 0% | 1 | 0,13% | 0 | 0% | 2 | 0,42% | 1 | 0,19% |
| RECORTES CERO-ELS VERDS | 0 | 0% | 0 | 0% | 0 | 0% | 0 | 0% | 1 | 0,21% | 0 | 0% |
| GANEMOS | 0 | 0% | 0 | 0% | 0 | 0% | 1 | 0,93% | 0 | 0% | 0 | 0% |

| | Torrebesses | | Torrefarrera | | Torrefeta i Florejacs | | Torregrossa | | Torrelameu | | Torres de Segre | |
|----------------------|-------------|--------|--------------|--------|-----------------------|--------|-------------|--------|-------------|--------|-----------------|--------|
| Escrutado | 100% | | 100% | | 100% | | 100% | | 100% | | 100% | |
| Total votantes | 197 | 78,49% | 2.414 | 79,80% | 406 | 80,88% | 1.267 | 80,19% | 424 | 86,35% | 1.144 | 80,34% |
| Abstención | 54 | 21,51% | 611 | 20,20% | 96 | 19,12% | 313 | 19,81% | 67 | 13,65% | 280 | 19,66% |
| Votos nulos | 4 | 2,03% | 10 | 0,41% | 2 | 0,49% | 8 | 0,63% | 1 | 0,24% | 1 | 0,09% |
| Votos en blanco | 1 | 0,51% | 21 | 0,87% | 3 | 0,74% | 8 | 0,63% | 3 | 0,71% | 11 | 0,96% |
| Votos a candidaturas | 192 | 97,46% | 2.383 | 98,72% | 401 | 98,77% | 1.251 | 98,74% | 420 | 99,06% | 1.132 | 98,95% |

Candidaturas

| | | | | | | | | | | | | |
|-------------------------|-----|--------|-------|--------|-----|--------|-----|--------|-----|--------|-----|--------|
| JxSí | 140 | 72,54% | 1.360 | 56,57% | 269 | 66,58% | 778 | 61,80% | 313 | 74,00% | 690 | 60,37% |
| C's | 4 | 2,07% | 355 | 14,77% | 12 | 2,97% | 102 | 8,10% | 16 | 3,78% | 104 | 9,10% |
| PSC | 7 | 3,63% | 183 | 7,61% | 11 | 2,72% | 112 | 8,90% | 19 | 4,49% | 106 | 9,27% |
| CUP | 20 | 10,36% | 151 | 6,28% | 55 | 13,61% | 61 | 4,85% | 22 | 5,20% | 69 | 6,04% |
| PP | 9 | 4,66% | 117 | 4,87% | 26 | 6,44% | 99 | 7,86% | 23 | 5,44% | 76 | 6,65% |
| CatSíqueesPot | 4 | 2,07% | 105 | 4,37% | 11 | 2,72% | 29 | 2,30% | 13 | 3,07% | 42 | 3,67% |
| unio.cat | 8 | 4,15% | 94 | 3,91% | 16 | 3,96% | 66 | 5,24% | 14 | 3,31% | 36 | 3,15% |
| PACMA | 0 | 0% | 15 | 0,62% | 1 | 0,25% | 4 | 0,32% | 0 | 0% | 7 | 0,61% |
| RECORTES CERO-ELS VERDS | 0 | 0% | 2 | 0,08% | 0 | 0% | 0 | 0% | 0 | 0% | 1 | 0,09% |
| GANEMOS | 0 | 0% | 1 | 0,04% | 0 | 0% | 0 | 0% | 0 | 0% | 1 | 0,09% |

| | Torre-serona | | Trepmp | | Vall de Boí, la | | Vall de Cardós | | Vallbona de les Monges | | Vallfogona de Balaguer | |
|----------------------|--------------|--------|-------------|--------|-----------------|--------|----------------|--------|------------------------|--------|------------------------|--------|
| Escrutado | 100% | | 100% | | 100% | | 100% | | 100% | | 100% | |
| Total votantes | 223 | 81,39% | 3.176 | 73,95% | 636 | 80,40% | 246 | 84,54% | 178 | 82,79% | 1.162 | 83,00% |
| Abstención | 51 | 18,61% | 1.119 | 26,05% | 155 | 19,60% | 45 | 15,46% | 37 | 17,21% | 238 | 17,00% |
| Votos nulos | 0 | 0% | 16 | 0,50% | 2 | 0,31% | 1 | 0,41% | 2 | 1,12% | 7 | 0,60% |
| Votos en blanco | 3 | 1,35% | 21 | 0,66% | 1 | 0,16% | 3 | 1,22% | 0 | 0% | 12 | 1,03% |
| Votos a candidaturas | 220 | 98,65% | 3.139 | 98,84% | 633 | 99,53% | 242 | 98,37% | 176 | 98,88% | 1.143 | 98,36% |

Candidaturas

| | | | | | | | | | | | | |
|-------------------------|-----|--------|-------|--------|-----|--------|-----|--------|-----|--------|-----|--------|
| JxSí | 126 | 56,50% | 1.934 | 61,20% | 402 | 63,41% | 145 | 59,18% | 109 | 61,93% | 675 | 58,44% |
| C's | 20 | 8,97% | 216 | 6,84% | 26 | 4,10% | 16 | 6,53% | 10 | 5,68% | 113 | 9,78% |
| PSC | 25 | 11,21% | 337 | 10,66% | 21 | 3,31% | 7 | 2,86% | 3 | 1,70% | 75 | 6,49% |
| CUP | 11 | 4,93% | 251 | 7,94% | 110 | 17,35% | 39 | 15,92% | 31 | 17,61% | 83 | 7,19% |
| PP | 19 | 8,52% | 182 | 5,76% | 23 | 3,63% | 11 | 4,49% | 4 | 2,27% | 102 | 8,83% |
| CatSíqueesPot | 10 | 4,48% | 101 | 3,20% | 24 | 3,79% | 6 | 2,45% | 12 | 6,82% | 44 | 3,81% |
| unio.cat | 8 | 3,59% | 103 | 3,26% | 26 | 4,10% | 18 | 7,35% | 7 | 3,98% | 44 | 3,81% |
| PACMA | 0 | 0% | 12 | 0,38% | 1 | 0,16% | 0 | 0% | 0 | 0% | 6 | 0,52% |
| RECORTES CERO-ELS VERDS | 1 | 0,45% | 2 | 0,06% | 0 | 0% | 0 | 0% | 0 | 0% | 0 | 0% |
| GANEMOS | 0 | 0% | 1 | 0,03% | 0 | 0% | 0 | 0% | 0 | 0% | 1 | 0,09% |

Municipios de Lleida

| | Valls d'Aguilar, les | | Valls de Valira, les | | Vansa i Fòrnols, la | | Verdú | | Vielha e Mijaran | | Vilagrassa | |
|----------------------|----------------------|--------|----------------------|--------|---------------------|--------|-------|--------|------------------|--------|------------|--------|
| Escrutado | 100% | | 100% | | 100% | | 100% | | 100% | | 100% | |
| Total votantes | 171 | 75,66% | 379 | 61,83% | 130 | 82,28% | 575 | 78,44% | 2.546 | 70,37% | 307 | 83,88% |
| Abstención | 55 | 24,34% | 234 | 38,17% | 28 | 17,72% | 158 | 21,56% | 1.072 | 29,63% | 59 | 16,12% |
| Votos nulos | 2 | 1,17% | 2 | 0,53% | 0 | 0% | 7 | 1,22% | 8 | 0,31% | 2 | 0,65% |
| Votos en blanco | 0 | 0% | 4 | 1,06% | 0 | 0% | 1 | 0,17% | 21 | 0,82% | 4 | 1,30% |
| Votos a candidaturas | 169 | 98,83% | 373 | 98,42% | 130 | 100% | 567 | 98,61% | 2.517 | 98,86% | 301 | 98,05% |

Candidaturas

| | | | | | | | | | | | | |
|-------------------------|-----|--------|-----|--------|----|--------|-----|--------|-----|--------|-----|--------|
| JxSí | 107 | 63,31% | 227 | 60,21% | 91 | 70,00% | 384 | 67,61% | 670 | 26,40% | 186 | 60,98% |
| C's | 7 | 4,14% | 38 | 10,08% | 2 | 1,54% | 22 | 3,87% | 643 | 25,33% | 27 | 8,85% |
| PSC | 11 | 6,51% | 28 | 7,43% | 1 | 0,77% | 35 | 6,16% | 475 | 18,72% | 22 | 7,21% |
| CUP | 15 | 8,88% | 31 | 8,22% | 20 | 15,38% | 48 | 8,45% | 136 | 5,36% | 25 | 8,20% |
| PP | 6 | 3,55% | 12 | 3,18% | 8 | 6,15% | 32 | 5,63% | 316 | 12,45% | 15 | 4,92% |
| CatSíqueesPot | 11 | 6,51% | 23 | 6,10% | 7 | 5,38% | 24 | 4,23% | 146 | 5,75% | 4 | 1,31% |
| unio.cat | 7 | 4,14% | 13 | 3,45% | 1 | 0,77% | 19 | 3,35% | 108 | 4,26% | 19 | 6,23% |
| PACMA | 3 | 1,78% | 1 | 0,27% | 0 | 0% | 0 | 0% | 20 | 0,79% | 0 | 0% |
| RECORTES CERO-ELS VERDS | 1 | 0,59% | 0 | 0% | 0 | 0% | 1 | 0,18% | 3 | 0,12% | 2 | 0,66% |
| GANEMOS | 1 | 0,59% | 0 | 0% | 0 | 0% | 2 | 0,35% | 0 | 0% | 1 | 0,33% |

| | Vilaller | | Vilamòs | | Vilanova de Bellpuig | | Vilanova de la Barca | | Vilanova de l'Aguda | | Vilanova de Meià | |
|----------------------|----------|--------|---------|--------|----------------------|--------|----------------------|--------|---------------------|--------|------------------|--------|
| Escrutado | 100% | | 100% | | 100% | | 100% | | 100% | | 100% | |
| Total votantes | 345 | 77,88% | 92 | 73,02% | 755 | 84,83% | 587 | 79,86% | 149 | 81,87% | 292 | 84,15% |
| Abstención | 98 | 22,12% | 34 | 26,98% | 135 | 15,17% | 148 | 20,14% | 33 | 18,13% | 55 | 15,85% |
| Votos nulos | 1 | 0,29% | 1 | 1,09% | 5 | 0,66% | 3 | 0,51% | 2 | 1,34% | 2 | 0,68% |
| Votos en blanco | 3 | 0,87% | 0 | 0% | 2 | 0,26% | 2 | 0,34% | 6 | 4,03% | 2 | 0,68% |
| Votos a candidaturas | 341 | 98,84% | 91 | 98,91% | 748 | 99,07% | 582 | 99,15% | 141 | 94,63% | 288 | 98,63% |

Candidaturas

| | | | | | | | | | | | | |
|-------------------------|-----|--------|----|--------|-----|--------|-----|--------|-----|--------|-----|--------|
| JxSí | 157 | 45,64% | 15 | 16,48% | 558 | 74,40% | 355 | 60,79% | 102 | 69,39% | 214 | 73,79% |
| C's | 43 | 12,50% | 31 | 34,07% | 13 | 1,73% | 40 | 6,85% | 6 | 4,08% | 2 | 0,69% |
| PSC | 46 | 13,37% | 16 | 17,58% | 18 | 2,40% | 55 | 9,42% | 1 | 0,68% | 5 | 1,72% |
| CUP | 38 | 11,05% | 11 | 12,09% | 104 | 13,87% | 34 | 5,82% | 12 | 8,16% | 35 | 12,07% |
| PP | 27 | 7,85% | 4 | 4,40% | 29 | 3,87% | 48 | 8,22% | 14 | 9,52% | 14 | 4,83% |
| CatSíqueesPot | 13 | 3,78% | 6 | 6,59% | 13 | 1,73% | 21 | 3,60% | 0 | 0% | 6 | 2,07% |
| unio.cat | 16 | 4,65% | 8 | 8,79% | 11 | 1,47% | 28 | 4,79% | 6 | 4,08% | 11 | 3,79% |
| PACMA | 0 | 0% | 0 | 0% | 0 | 0% | 0 | 0% | 0 | 0% | 1 | 0,34% |
| RECORTES CERO-ELS VERDS | 1 | 0,29% | 0 | 0% | 0 | 0% | 1 | 0,17% | 0 | 0% | 0 | 0% |
| GANEMOS | 0 | 0% | 0 | 0% | 2 | 0,27% | 0 | 0% | 0 | 0% | 0 | 0% |

| | Vilanova de Segrià | | Vila-sana | | Vilosell, el | | Vinaixa | |
|----------------------|--------------------|--------|-----------|--------|--------------|--------|---------|--------|
| Escrutado | 100% | | 100% | | 100% | | 100% | |
| Total votantes | 559 | 78,73% | 445 | 83,02% | 146 | 89,02% | 361 | 83,95% |
| Abstención | 151 | 21,27% | 91 | 16,98% | 18 | 10,98% | 69 | 16,05% |
| Votos nulos | 1 | 0,18% | 2 | 0,45% | 0 | 0% | 3 | 0,83% |
| Votos en blanco | 2 | 0,36% | 3 | 0,67% | 0 | 0% | 1 | 0,28% |
| Votos a candidaturas | 556 | 99,46% | 440 | 98,88% | 146 | 100% | 357 | 98,89% |

Candidaturas

| | | | | | | | | |
|-------------------------|-----|--------|-----|--------|-----|--------|-----|--------|
| JxSí | 330 | 59,14% | 291 | 65,69% | 113 | 77,40% | 213 | 59,50% |
| C's | 54 | 9,68% | 41 | 9,26% | 6 | 4,11% | 26 | 7,26% |
| PSC | 23 | 4,12% | 11 | 2,48% | 1 | 0,68% | 26 | 7,26% |
| CUP | 64 | 11,47% | 29 | 6,55% | 10 | 6,85% | 46 | 12,85% |
| PP | 41 | 7,35% | 21 | 4,74% | 4 | 2,74% | 19 | 5,31% |
| CatSíqueesPot | 17 | 3,05% | 12 | 2,71% | 7 | 4,79% | 13 | 3,63% |
| unio.cat | 22 | 3,94% | 31 | 7,00% | 5 | 3,42% | 11 | 3,07% |
| PACMA | 1 | 0,18% | 2 | 0,45% | 0 | 0% | 1 | 0,28% |
| RECORTES CERO-ELS VERDS | 1 | 0,18% | 2 | 0,45% | 0 | 0% | 0 | 0% |
| GANEMOS | 3 | 0,54% | 0 | 0% | 0 | 0% | 2 | 0,56% |

Municipios de Tarragona

| | Residentes ausentes | | Aiguamúrcia | | Albinyana | | Albiol, I' | | Alcanar | | Alcover | |
|----------------------|---------------------|-------------|-------------|-------------|-----------|-------------|------------|-------------|---------|-------------|---------|-------------|
| Escrutado | | 100% | | 100% | | 100% | | 100% | | 100% | | 100% |
| Total votantes | 966 | 6,60% | 555 | 80,55% | 1.374 | 75,91% | 260 | 81,00% | 4.733 | 74,76% | 2.834 | 78,46% |
| Abstención | 13.661 | 93,40% | 134 | 19,45% | 436 | 24,09% | 61 | 19,00% | 1.598 | 25,24% | 778 | 21,54% |
| Votos nulos | 4 | 0,41% | 7 | 1,26% | 18 | 1,31% | 0 | 0% | 41 | 0,87% | 9 | 0,32% |
| Votos en blanco | 4 | 0,41% | 4 | 0,72% | 3 | 0,22% | 3 | 1,15% | 53 | 1,12% | 18 | 0,64% |
| Votos a candidaturas | 958 | 99,17% | 544 | 98,02% | 1.353 | 98,47% | 257 | 98,85% | 4.639 | 98,01% | 2.807 | 99,05% |

Candidaturas

| | | | | | | | | | | | | |
|-------------------------|-----|--------|-----|--------|-----|--------|-----|--------|-------|--------|-------|--------|
| JxSí | 511 | 53,12% | 299 | 54,56% | 424 | 31,27% | 112 | 43,08% | 2.584 | 55,07% | 1.422 | 50,34% |
| C's | 101 | 10,50% | 66 | 12,04% | 292 | 21,53% | 46 | 17,69% | 376 | 8,01% | 486 | 17,20% |
| PSC | 80 | 8,32% | 50 | 9,12% | 285 | 21,02% | 22 | 8,46% | 458 | 9,76% | 251 | 8,88% |
| PP | 70 | 7,28% | 31 | 5,66% | 136 | 10,03% | 21 | 8,08% | 466 | 9,93% | 160 | 5,66% |
| CUP | 83 | 8,63% | 57 | 10,40% | 58 | 4,28% | 27 | 10,38% | 417 | 8,89% | 254 | 8,99% |
| CatSíqueesPot | 63 | 6,55% | 32 | 5,84% | 110 | 8,11% | 24 | 9,23% | 205 | 4,37% | 136 | 4,81% |
| unio.cat | 29 | 3,01% | 5 | 0,91% | 30 | 2,21% | 5 | 1,92% | 107 | 2,28% | 86 | 3,04% |
| PACMA | 10 | 1,04% | 2 | 0,36% | 12 | 0,88% | 0 | 0% | 14 | 0,30% | 4 | 0,14% |
| RECORTES CERO-ELS VERDS | 10 | 1,04% | 0 | 0% | 5 | 0,37% | 0 | 0% | 3 | 0,06% | 6 | 0,21% |
| GANEMOS | 1 | 0,10% | 2 | 0,36% | 1 | 0,07% | 0 | 0% | 9 | 0,19% | 2 | 0,07% |

| | Aldea, I' | | Aldover | | Aleixar, I' | | Alfara de Carles | | Alforja | | Alió | |
|----------------------|-----------|-------------|---------|-------------|-------------|-------------|------------------|-------------|---------|-------------|------|-------------|
| Escrutado | | 100% | | 100% | | 100% | | 100% | | 100% | | 100% |
| Total votantes | 2.098 | 72,00% | 518 | 75,18% | 520 | 81,76% | 205 | 66,99% | 1.083 | 76,16% | 286 | 88,82% |
| Abstención | 816 | 28,00% | 171 | 24,82% | 116 | 18,24% | 101 | 33,01% | 339 | 23,84% | 36 | 11,18% |
| Votos nulos | 26 | 1,24% | 7 | 1,35% | 1 | 0,19% | 3 | 1,46% | 6 | 0,55% | 1 | 0,35% |
| Votos en blanco | 45 | 2,14% | 3 | 0,58% | 2 | 0,38% | 5 | 2,44% | 16 | 1,48% | 2 | 0,70% |
| Votos a candidaturas | 2.027 | 96,62% | 508 | 98,07% | 517 | 99,42% | 197 | 96,10% | 1.061 | 97,97% | 283 | 98,95% |

Candidaturas

| | | | | | | | | | | | | |
|-------------------------|-------|--------|-----|--------|-----|--------|----|--------|-----|--------|-----|--------|
| JxSí | 1.184 | 57,14% | 263 | 51,47% | 297 | 57,23% | 88 | 43,56% | 593 | 55,06% | 168 | 58,95% |
| C's | 162 | 7,82% | 21 | 4,11% | 40 | 7,71% | 17 | 8,42% | 120 | 11,14% | 13 | 4,56% |
| PSC | 227 | 10,96% | 66 | 12,92% | 27 | 5,20% | 37 | 18,32% | 82 | 7,61% | 26 | 9,12% |
| PP | 193 | 9,31% | 62 | 12,13% | 37 | 7,13% | 34 | 16,83% | 49 | 4,55% | 19 | 6,67% |
| CUP | 90 | 4,34% | 49 | 9,59% | 75 | 14,45% | 12 | 5,94% | 118 | 10,96% | 27 | 9,47% |
| CatSíqueesPot | 75 | 3,62% | 28 | 5,48% | 18 | 3,47% | 5 | 2,48% | 76 | 7,06% | 15 | 5,26% |
| unio.cat | 76 | 3,67% | 13 | 2,54% | 19 | 3,66% | 3 | 1,49% | 16 | 1,49% | 13 | 4,56% |
| PACMA | 9 | 0,43% | 3 | 0,59% | 3 | 0,58% | 0 | 0% | 2 | 0,19% | 2 | 0,70% |
| RECORTES CERO-ELS VERDS | 2 | 0,10% | 0 | 0% | 1 | 0,19% | 1 | 0,50% | 4 | 0,37% | 0 | 0% |
| GANEMOS | 9 | 0,43% | 3 | 0,59% | 0 | 0% | 0 | 0% | 1 | 0,09% | 0 | 0% |

| | Almóster | | Altafulla | | Ametlla de Mar, I' | | Ampolla, I' | | Amposta | | Arboç, I' | |
|----------------------|----------|-------------|-----------|-------------|--------------------|-------------|-------------|-------------|---------|-------------|-----------|-------------|
| Escrutado | | 100% | | 100% | | 100% | | 100% | | 100% | | 100% |
| Total votantes | 943 | 86,43% | 2.927 | 81,81% | 3.391 | 76,68% | 1.670 | 79,33% | 10.371 | 72,73% | 2.668 | 77,94% |
| Abstención | 148 | 13,57% | 651 | 18,19% | 1.031 | 23,32% | 435 | 20,67% | 3.888 | 27,27% | 755 | 22,06% |
| Votos nulos | 2 | 0,21% | 16 | 0,55% | 21 | 0,62% | 16 | 0,96% | 67 | 0,65% | 21 | 0,79% |
| Votos en blanco | 3 | 0,32% | 19 | 0,65% | 11 | 0,32% | 10 | 0,60% | 87 | 0,84% | 9 | 0,34% |
| Votos a candidaturas | 938 | 99,47% | 2.892 | 98,80% | 3.359 | 99,06% | 1.644 | 98,44% | 10.217 | 98,52% | 2.638 | 98,88% |

Candidaturas

| | | | | | | | | | | | | |
|-------------------------|-----|--------|-------|--------|-------|--------|-----|--------|-------|--------|-----|--------|
| JxSí | 586 | 62,27% | 1.297 | 44,56% | 1.981 | 58,78% | 980 | 59,25% | 5.446 | 52,85% | 841 | 31,77% |
| C's | 117 | 12,43% | 532 | 18,28% | 405 | 12,02% | 187 | 11,31% | 1.272 | 12,34% | 496 | 18,74% |
| PSC | 35 | 3,72% | 253 | 8,69% | 243 | 7,21% | 105 | 6,35% | 1.047 | 10,16% | 595 | 22,48% |
| PP | 46 | 4,89% | 202 | 6,94% | 224 | 6,65% | 150 | 9,07% | 646 | 6,27% | 135 | 5,10% |
| CUP | 101 | 10,73% | 243 | 8,35% | 208 | 6,17% | 96 | 5,80% | 852 | 8,27% | 254 | 9,60% |
| CatSíqueesPot | 27 | 2,87% | 253 | 8,69% | 179 | 5,31% | 65 | 3,93% | 598 | 5,80% | 223 | 8,42% |
| unio.cat | 21 | 2,23% | 80 | 2,75% | 94 | 2,79% | 53 | 3,20% | 297 | 2,88% | 56 | 2,12% |
| PACMA | 5 | 0,53% | 21 | 0,72% | 12 | 0,36% | 2 | 0,12% | 30 | 0,29% | 20 | 0,76% |
| RECORTES CERO-ELS VERDS | 0 | 0% | 8 | 0,27% | 5 | 0,15% | 4 | 0,24% | 12 | 0,12% | 14 | 0,53% |
| GANEMOS | 0 | 0% | 3 | 0,10% | 8 | 0,24% | 2 | 0,12% | 17 | 0,16% | 4 | 0,15% |

Municipios de Tarragona

| | Arbolí | | Argentera, l' | | Arnes | | Ascó | | Banyeres del Penedès | | Barberà de la Conca | |
|----------------------|-------------|--------|---------------|--------|-------------|--------|-------------|--------|----------------------|--------|---------------------|--------|
| Escrutado | 100% | | 100% | | 100% | | 100% | | 100% | | 100% | |
| Total votantes | 102 | 91,07% | 116 | 89,23% | 346 | 83,78% | 1.046 | 76,35% | 1.738 | 79,04% | 281 | 78,49% |
| Abstención | 10 | 8,93% | 14 | 10,77% | 67 | 16,22% | 324 | 23,65% | 461 | 20,96% | 77 | 21,51% |
| Votos nulos | 1 | 0,98% | 0 | 0% | 4 | 1,16% | 15 | 1,43% | 12 | 0,69% | 1 | 0,36% |
| Votos en blanco | 0 | 0% | 0 | 0% | 6 | 1,73% | 7 | 0,67% | 8 | 0,46% | 1 | 0,36% |
| Votos a candidaturas | 101 | 99,02% | 116 | 100% | 336 | 97,11% | 1.024 | 97,90% | 1.718 | 98,85% | 279 | 99,29% |

Candidaturas

| | | | | | | | | | | | | |
|-------------------------|----|--------|----|--------|-----|--------|-----|--------|-----|--------|-----|--------|
| JxSí | 75 | 74,26% | 82 | 70,69% | 253 | 73,98% | 577 | 55,97% | 589 | 34,13% | 165 | 58,93% |
| C's | 3 | 2,97% | 3 | 2,59% | 6 | 1,75% | 111 | 10,77% | 396 | 22,94% | 32 | 11,43% |
| PSC | 0 | 0% | 3 | 2,59% | 15 | 4,39% | 98 | 9,51% | 285 | 16,51% | 21 | 7,50% |
| PP | 0 | 0% | 2 | 1,72% | 12 | 3,51% | 78 | 7,57% | 116 | 6,72% | 4 | 1,43% |
| CUP | 21 | 20,79% | 18 | 15,52% | 17 | 4,97% | 81 | 7,86% | 116 | 6,72% | 34 | 12,14% |
| CatSíqueesPot | 1 | 0,99% | 4 | 3,45% | 8 | 2,34% | 29 | 2,81% | 151 | 8,75% | 11 | 3,93% |
| unio.cat | 1 | 0,99% | 3 | 2,59% | 24 | 7,02% | 38 | 3,69% | 37 | 2,14% | 9 | 3,21% |
| PACMA | 0 | 0% | 1 | 0,86% | 0 | 0% | 2 | 0,19% | 14 | 0,81% | 1 | 0,36% |
| RECORTES CERO-ELS VERDS | 0 | 0% | 0 | 0% | 1 | 0,29% | 4 | 0,39% | 11 | 0,64% | 2 | 0,71% |
| GANEMOS | 0 | 0% | 0 | 0% | 0 | 0% | 6 | 0,58% | 3 | 0,17% | 0 | 0% |

| | Batea | | Bellmunt del Priorat | | Bellvei | | Benifallet | | Benissanet | | Bisbal de Falset, la | |
|----------------------|-------------|--------|----------------------|--------|-------------|--------|-------------|--------|-------------|--------|----------------------|--------|
| Escrutado | 100% | | 100% | | 100% | | 100% | | 100% | | 100% | |
| Total votantes | 1.169 | 77,57% | 192 | 83,12% | 1.160 | 76,22% | 473 | 77,80% | 652 | 82,01% | 146 | 86,90% |
| Abstención | 338 | 22,43% | 39 | 16,88% | 362 | 23,78% | 135 | 22,20% | 143 | 17,99% | 22 | 13,10% |
| Votos nulos | 12 | 1,03% | 0 | 0% | 7 | 0,60% | 4 | 0,85% | 6 | 0,92% | 0 | 0% |
| Votos en blanco | 11 | 0,94% | 3 | 1,56% | 6 | 0,52% | 3 | 0,63% | 6 | 0,92% | 3 | 2,05% |
| Votos a candidaturas | 1.146 | 98,03% | 189 | 98,44% | 1.147 | 98,88% | 466 | 98,52% | 640 | 98,16% | 143 | 97,95% |

Candidaturas

| | | | | | | | | | | | | |
|-------------------------|-----|--------|----|--------|-----|--------|-----|--------|-----|--------|-----|--------|
| JxSí | 550 | 47,54% | 97 | 50,52% | 365 | 31,66% | 257 | 54,80% | 472 | 73,07% | 115 | 78,77% |
| C's | 71 | 6,14% | 9 | 4,69% | 262 | 22,72% | 25 | 5,33% | 38 | 5,88% | 2 | 1,37% |
| PSC | 143 | 12,36% | 29 | 15,10% | 167 | 14,48% | 91 | 19,40% | 36 | 5,57% | 4 | 2,74% |
| PP | 183 | 15,82% | 4 | 2,08% | 132 | 11,45% | 36 | 7,68% | 39 | 6,04% | 5 | 3,42% |
| CUP | 73 | 6,31% | 35 | 18,23% | 85 | 7,37% | 34 | 7,25% | 31 | 4,80% | 8 | 5,48% |
| CatSíqueesPot | 55 | 4,75% | 13 | 6,77% | 93 | 8,07% | 12 | 2,56% | 6 | 0,93% | 0 | 0% |
| unio.cat | 68 | 5,88% | 2 | 1,04% | 26 | 2,25% | 9 | 1,92% | 18 | 2,79% | 9 | 6,16% |
| PACMA | 1 | 0,09% | 0 | 0% | 11 | 0,95% | 1 | 0,21% | 0 | 0% | 0 | 0% |
| RECORTES CERO-ELS VERDS | 0 | 0% | 0 | 0% | 4 | 0,35% | 1 | 0,21% | 0 | 0% | 0 | 0% |
| GANEMOS | 2 | 0,17% | 0 | 0% | 2 | 0,17% | 0 | 0% | 0 | 0% | 0 | 0% |

| | Bisbal del Penedès, la | | Blancafort | | Bonastre | | Borges del Camp, les | | Bot | | Botarell | |
|----------------------|------------------------|--------|-------------|--------|-------------|--------|----------------------|--------|-------------|--------|-------------|--------|
| Escrutado | 100% | | 100% | | 100% | | 100% | | 100% | | 100% | |
| Total votantes | 1.940 | 71,53% | 271 | 83,38% | 344 | 78,90% | 1.209 | 83,09% | 410 | 78,85% | 633 | 81,15% |
| Abstención | 772 | 28,47% | 54 | 16,62% | 92 | 21,10% | 246 | 16,91% | 110 | 21,15% | 147 | 18,85% |
| Votos nulos | 14 | 0,72% | 3 | 1,11% | 7 | 2,03% | 3 | 0,25% | 1 | 0,24% | 0 | 0% |
| Votos en blanco | 11 | 0,57% | 1 | 0,37% | 3 | 0,87% | 2 | 0,17% | 6 | 1,46% | 5 | 0,79% |
| Votos a candidaturas | 1.915 | 98,71% | 267 | 98,52% | 334 | 97,09% | 1.204 | 99,59% | 403 | 98,29% | 628 | 99,21% |

Candidaturas

| | | | | | | | | | | | | |
|-------------------------|-----|--------|-----|--------|-----|--------|-----|--------|-----|--------|-----|--------|
| JxSí | 738 | 38,32% | 196 | 73,13% | 194 | 57,57% | 767 | 63,60% | 247 | 60,39% | 365 | 57,66% |
| C's | 410 | 21,29% | 3 | 1,12% | 39 | 11,57% | 123 | 10,20% | 14 | 3,42% | 59 | 9,32% |
| PSC | 268 | 13,91% | 2 | 0,75% | 25 | 7,42% | 76 | 6,30% | 55 | 13,45% | 50 | 7,90% |
| PP | 128 | 6,65% | 4 | 1,49% | 13 | 3,86% | 52 | 4,31% | 21 | 5,13% | 38 | 6,00% |
| CUP | 152 | 7,89% | 36 | 13,43% | 22 | 6,53% | 101 | 8,37% | 36 | 8,80% | 45 | 7,11% |
| CatSíqueesPot | 166 | 8,62% | 14 | 5,22% | 35 | 10,39% | 46 | 3,81% | 11 | 2,69% | 45 | 7,11% |
| unio.cat | 31 | 1,61% | 10 | 3,73% | 4 | 1,19% | 34 | 2,82% | 19 | 4,65% | 19 | 3,00% |
| PACMA | 17 | 0,88% | 2 | 0,75% | 2 | 0,59% | 4 | 0,33% | 0 | 0% | 5 | 0,79% |
| RECORTES CERO-ELS VERDS | 5 | 0,26% | 0 | 0% | 0 | 0% | 1 | 0,08% | 0 | 0% | 2 | 0,32% |
| GANEMOS | 0 | 0% | 0 | 0% | 0 | 0% | 0 | 0% | 0 | 0% | 0 | 0% |

Municipios de Tarragona

| | Bràfim | | Cabacés | | Cabra del Camp | | Calafell | | Camarles | | Cambrils | |
|----------------------|---------------|--------|----------------|--------|-----------------------|--------|-----------------|--------|-----------------|--------|-----------------|--------|
| Escrutado | 100% | | 100% | | 100% | | 100% | | 100% | | 100% | |
| Total votantes | 413 | 85,86% | 220 | 84,29% | 606 | 73,10% | 11.761 | 70,29% | 1.699 | 71,54% | 15.901 | 74,59% |
| Abstención | 68 | 14,14% | 41 | 15,71% | 223 | 26,90% | 4.971 | 29,71% | 676 | 28,46% | 5.417 | 25,41% |
| Votos nulos | 3 | 0,73% | 1 | 0,45% | 0 | 0% | 80 | 0,68% | 10 | 0,59% | 90 | 0,57% |
| Votos en blanco | 1 | 0,24% | 1 | 0,45% | 1 | 0,17% | 64 | 0,54% | 24 | 1,41% | 80 | 0,50% |
| Votos a candidaturas | 409 | 99,03% | 218 | 99,09% | 605 | 99,83% | 11.617 | 98,78% | 1.665 | 98,00% | 15.731 | 98,93% |

Candidaturas

| | | | | | | | | | | | | |
|-------------------------|-----|--------|-----|--------|-----|--------|-------|--------|-------|--------|-------|--------|
| JxSí | 245 | 59,76% | 153 | 69,86% | 281 | 46,37% | 3.610 | 30,90% | 1.030 | 60,98% | 5.682 | 35,94% |
| C's | 34 | 8,29% | 5 | 2,28% | 97 | 16,01% | 2.717 | 23,26% | 97 | 5,74% | 4.251 | 26,89% |
| PSC | 30 | 7,32% | 4 | 1,83% | 76 | 12,54% | 1.763 | 15,09% | 215 | 12,73% | 1.648 | 10,42% |
| PP | 39 | 9,51% | 10 | 4,57% | 40 | 6,60% | 1.222 | 10,46% | 111 | 6,57% | 1.599 | 10,11% |
| CUP | 36 | 8,78% | 18 | 8,22% | 59 | 9,74% | 792 | 6,78% | 77 | 4,56% | 911 | 5,76% |
| CatSíqueesPot | 13 | 3,17% | 4 | 1,83% | 36 | 5,94% | 1.039 | 8,89% | 62 | 3,67% | 1.058 | 6,69% |
| unio.cat | 6 | 1,46% | 24 | 10,96% | 9 | 1,49% | 280 | 2,40% | 61 | 3,61% | 398 | 2,52% |
| PACMA | 4 | 0,98% | 0 | 0% | 1 | 0,17% | 98 | 0,84% | 3 | 0,18% | 112 | 0,71% |
| RECORTES CERO-ELS VERDS | 2 | 0,49% | 0 | 0% | 2 | 0,33% | 33 | 0,28% | 5 | 0,30% | 46 | 0,29% |
| GANEMOS | 0 | 0% | 0 | 0% | 4 | 0,66% | 63 | 0,54% | 4 | 0,24% | 26 | 0,16% |

| | Canonja, la | | Capafonts | | Capçanes | | Caseres | | Castellvell del Camp | | Catllar, el | |
|----------------------|--------------------|--------|------------------|--------|-----------------|--------|----------------|--------|-----------------------------|--------|--------------------|--------|
| Escrutado | 100% | | 100% | | 100% | | 100% | | 100% | | 100% | |
| Total votantes | 3.381 | 77,85% | 87 | 85,29% | 299 | 88,20% | 172 | 76,11% | 1.840 | 85,62% | 2.485 | 79,44% |
| Abstención | 962 | 22,15% | 15 | 14,71% | 40 | 11,80% | 54 | 23,89% | 309 | 14,38% | 643 | 20,56% |
| Votos nulos | 10 | 0,30% | 0 | 0% | 0 | 0% | 6 | 3,49% | 2 | 0,11% | 11 | 0,44% |
| Votos en blanco | 12 | 0,35% | 1 | 1,15% | 2 | 0,67% | 1 | 0,58% | 6 | 0,33% | 11 | 0,44% |
| Votos a candidaturas | 3.359 | 99,35% | 86 | 98,85% | 297 | 99,33% | 165 | 95,93% | 1.832 | 99,57% | 2.463 | 99,11% |

Candidaturas

| | | | | | | | | | | | | |
|-------------------------|-----|--------|----|--------|-----|--------|----|--------|-------|--------|-----|--------|
| JxSí | 616 | 18,27% | 50 | 57,47% | 202 | 67,56% | 69 | 41,57% | 1.004 | 54,62% | 947 | 38,28% |
| C's | 970 | 28,77% | 6 | 6,90% | 9 | 3,01% | 25 | 15,06% | 348 | 18,93% | 526 | 21,26% |
| PSC | 886 | 26,28% | 1 | 1,15% | 9 | 3,01% | 12 | 7,23% | 104 | 5,66% | 298 | 12,05% |
| PP | 305 | 9,05% | 6 | 6,90% | 15 | 5,02% | 30 | 18,07% | 108 | 5,88% | 173 | 6,99% |
| CUP | 172 | 5,10% | 21 | 24,14% | 41 | 13,71% | 13 | 7,83% | 158 | 8,60% | 216 | 8,73% |
| CatSíqueesPot | 303 | 8,99% | 0 | 0% | 11 | 3,68% | 4 | 2,41% | 49 | 2,67% | 220 | 8,89% |
| unio.cat | 48 | 1,42% | 2 | 2,30% | 8 | 2,68% | 11 | 6,63% | 51 | 2,77% | 52 | 2,10% |
| PACMA | 45 | 1,33% | 0 | 0% | 1 | 0,33% | 1 | 0,60% | 6 | 0,33% | 18 | 0,73% |
| RECORTES CERO-ELS VERDS | 7 | 0,21% | 0 | 0% | 1 | 0,33% | 0 | 0% | 0 | 0% | 9 | 0,36% |
| GANEMOS | 7 | 0,21% | 0 | 0% | 0 | 0% | 0 | 0% | 4 | 0,22% | 4 | 0,16% |

| | Colldejou | | Conesa | | Constantí | | Corbera d'Ebre | | Cornudella de Montsant | | Creixell | |
|----------------------|------------------|--------|---------------|--------|------------------|--------|-----------------------|--------|-------------------------------|--------|-----------------|--------|
| Escrutado | 100% | | 100% | | 100% | | 100% | | 100% | | 100% | |
| Total votantes | 126 | 84,00% | 87 | 83,65% | 2.934 | 71,32% | 645 | 80,42% | 634 | 85,44% | 1.804 | 71,96% |
| Abstención | 24 | 16,00% | 17 | 16,35% | 1.180 | 28,68% | 157 | 19,58% | 108 | 14,56% | 703 | 28,04% |
| Votos nulos | 0 | 0% | 2 | 2,30% | 23 | 0,78% | 6 | 0,93% | 0 | 0% | 15 | 0,83% |
| Votos en blanco | 1 | 0,79% | 1 | 1,15% | 13 | 0,44% | 14 | 2,17% | 1 | 0,16% | 7 | 0,39% |
| Votos a candidaturas | 125 | 99,21% | 84 | 96,55% | 2.898 | 98,77% | 625 | 96,90% | 633 | 99,84% | 1.782 | 98,78% |

Candidaturas

| | | | | | | | | | | | | |
|-------------------------|----|--------|----|--------|-----|--------|-----|--------|-----|--------|-----|--------|
| JxSí | 99 | 78,57% | 58 | 68,24% | 790 | 27,14% | 315 | 49,30% | 422 | 66,56% | 614 | 34,32% |
| C's | 2 | 1,59% | 3 | 3,53% | 669 | 22,98% | 21 | 3,29% | 25 | 3,94% | 392 | 21,91% |
| PSC | 7 | 5,56% | 3 | 3,53% | 696 | 23,91% | 41 | 6,42% | 39 | 6,15% | 265 | 14,81% |
| PP | 0 | 0% | 1 | 1,18% | 289 | 9,93% | 98 | 15,34% | 17 | 2,68% | 186 | 10,40% |
| CUP | 14 | 11,11% | 13 | 15,29% | 137 | 4,71% | 62 | 9,70% | 92 | 14,51% | 83 | 4,64% |
| CatSíqueesPot | 1 | 0,79% | 3 | 3,53% | 205 | 7,04% | 48 | 7,51% | 11 | 1,74% | 180 | 10,06% |
| unio.cat | 2 | 1,59% | 3 | 3,53% | 68 | 2,34% | 35 | 5,48% | 26 | 4,10% | 46 | 2,57% |
| PACMA | 0 | 0% | 0 | 0% | 28 | 0,96% | 2 | 0,31% | 1 | 0,16% | 12 | 0,67% |
| RECORTES CERO-ELS VERDS | 0 | 0% | 0 | 0% | 10 | 0,34% | 3 | 0,47% | 0 | 0% | 0 | 0% |
| GANEMOS | 0 | 0% | 0 | 0% | 6 | 0,21% | 0 | 0% | 0 | 0% | 4 | 0,22% |

Municipios de Tarragona

| | Cunit | | Deltebre | | Duesaigües | | Espluga de Francolí, l' | | Falset | | Fatarella, la | |
|----------------------|--------------|--------|-----------------|--------|-------------------|--------|--------------------------------|--------|---------------|--------|----------------------|--------|
| Escrutado | 100% | | 100% | | 100% | | 100% | | 100% | | 100% | |
| Total votantes | 6.156 | 72,20% | 6.025 | 68,67% | 169 | 88,02% | 2.263 | 79,96% | 1.672 | 84,87% | 672 | 77,06% |
| Abstención | 2.370 | 27,80% | 2.749 | 31,33% | 23 | 11,98% | 567 | 20,04% | 298 | 15,13% | 200 | 22,94% |
| Votos nulos | 76 | 1,23% | 83 | 1,38% | 0 | 0% | 13 | 0,57% | 4 | 0,24% | 9 | 1,34% |
| Votos en blanco | 17 | 0,28% | 105 | 1,74% | 0 | 0% | 14 | 0,62% | 11 | 0,66% | 7 | 1,04% |
| Votos a candidaturas | 6.063 | 98,49% | 5.837 | 96,88% | 169 | 100% | 2.236 | 98,81% | 1.657 | 99,10% | 656 | 97,62% |

Candidaturas

| | | | | | | | | | | | | |
|-------------------------|-------|--------|-------|--------|-----|--------|-------|--------|-------|--------|-----|--------|
| JxSí | 1.406 | 23,13% | 3.734 | 62,84% | 106 | 62,72% | 1.504 | 66,84% | 1.164 | 69,78% | 427 | 64,40% |
| C's | 1.628 | 26,78% | 253 | 4,26% | 8 | 4,73% | 147 | 6,53% | 62 | 3,72% | 17 | 2,56% |
| PSC | 1.129 | 18,57% | 592 | 9,96% | 10 | 5,92% | 160 | 7,11% | 135 | 8,09% | 26 | 3,92% |
| PP | 698 | 11,48% | 501 | 8,43% | 7 | 4,14% | 115 | 5,11% | 60 | 3,60% | 65 | 9,80% |
| CUP | 309 | 5,08% | 367 | 6,18% | 27 | 15,98% | 176 | 7,82% | 142 | 8,51% | 83 | 12,52% |
| CatSiqueesPot | 677 | 11,13% | 235 | 3,95% | 8 | 4,73% | 51 | 2,27% | 32 | 1,92% | 20 | 3,02% |
| unio.cat | 104 | 1,71% | 124 | 2,09% | 1 | 0,59% | 74 | 3,29% | 53 | 3,18% | 17 | 2,56% |
| PACMA | 46 | 0,76% | 17 | 0,29% | 1 | 0,59% | 6 | 0,27% | 8 | 0,48% | 0 | 0% |
| RECORTES CERO-ELS VERDS | 19 | 0,31% | 9 | 0,15% | 1 | 0,59% | 1 | 0,04% | 0 | 0% | 0 | 0% |
| GANEMOS | 47 | 0,77% | 5 | 0,08% | 0 | 0% | 2 | 0,09% | 1 | 0,06% | 1 | 0,15% |

| | Febró, la | | Figuera, la | | Figuerola del Camp | | Flix | | Forès | | Freginals | |
|----------------------|------------------|--------|--------------------|--------|---------------------------|--------|-------------|--------|--------------|--------|------------------|--------|
| Escrutado | 100% | | 100% | | 100% | | 100% | | 100% | | 100% | |
| Total votantes | 31 | 77,50% | 81 | 85,26% | 221 | 88,05% | 2.348 | 81,22% | 37 | 77,08% | 235 | 85,45% |
| Abstención | 9 | 22,50% | 14 | 14,74% | 30 | 11,95% | 543 | 18,78% | 11 | 22,92% | 40 | 14,55% |
| Votos nulos | 0 | 0% | 1 | 1,23% | 1 | 0,45% | 12 | 0,51% | 1 | 2,70% | 2 | 0,85% |
| Votos en blanco | 0 | 0% | 0 | 0% | 3 | 1,36% | 24 | 1,02% | 0 | 0% | 5 | 2,13% |
| Votos a candidaturas | 31 | 100% | 80 | 98,77% | 217 | 98,19% | 2.312 | 98,47% | 36 | 97,30% | 228 | 97,02% |

Candidaturas

| | | | | | | | | | | | | |
|-------------------------|----|--------|----|--------|-----|--------|-------|--------|----|--------|-----|--------|
| JxSí | 21 | 67,74% | 59 | 73,75% | 160 | 72,73% | 1.442 | 61,73% | 24 | 66,67% | 109 | 46,78% |
| C's | 0 | 0% | 3 | 3,75% | 7 | 3,18% | 105 | 4,49% | 1 | 2,78% | 26 | 11,16% |
| PSC | 2 | 6,45% | 2 | 2,50% | 12 | 5,45% | 239 | 10,23% | 0 | 0% | 23 | 9,87% |
| PP | 1 | 3,23% | 2 | 2,50% | 4 | 1,82% | 125 | 5,35% | 3 | 8,33% | 24 | 10,30% |
| CUP | 6 | 19,35% | 12 | 15,00% | 26 | 11,82% | 239 | 10,23% | 5 | 13,89% | 16 | 6,87% |
| CatSiqueesPot | 1 | 3,23% | 0 | 0% | 5 | 2,27% | 95 | 4,07% | 1 | 2,78% | 16 | 6,87% |
| unio.cat | 0 | 0% | 1 | 1,25% | 1 | 0,45% | 55 | 2,35% | 1 | 2,78% | 12 | 5,15% |
| PACMA | 0 | 0% | 0 | 0% | 2 | 0,91% | 7 | 0,30% | 0 | 0% | 2 | 0,86% |
| RECORTES CERO-ELS VERDS | 0 | 0% | 1 | 1,25% | 0 | 0% | 2 | 0,09% | 0 | 0% | 0 | 0% |
| GANEMOS | 0 | 0% | 0 | 0% | 0 | 0% | 3 | 0,13% | 1 | 2,78% | 0 | 0% |

| | Galera, la | | Gandesa | | Garcia | | Garidells, els | | Ginestar | | Godall | |
|----------------------|-------------------|--------|----------------|--------|---------------|--------|-----------------------|--------|-----------------|--------|---------------|--------|
| Escrutado | 100% | | 100% | | 100% | | 100% | | 100% | | 100% | |
| Total votantes | 412 | 74,10% | 1.612 | 79,96% | 318 | 79,50% | 126 | 81,82% | 474 | 85,10% | 406 | 77,33% |
| Abstención | 144 | 25,90% | 404 | 20,04% | 82 | 20,50% | 28 | 18,18% | 83 | 14,90% | 119 | 22,67% |
| Votos nulos | 3 | 0,73% | 11 | 0,68% | 1 | 0,31% | 0 | 0% | 5 | 1,05% | 2 | 0,49% |
| Votos en blanco | 6 | 1,46% | 22 | 1,36% | 8 | 2,52% | 2 | 1,59% | 3 | 0,63% | 3 | 0,74% |
| Votos a candidaturas | 403 | 97,82% | 1.579 | 97,95% | 309 | 97,17% | 124 | 98,41% | 466 | 98,31% | 401 | 98,77% |

Candidaturas

| | | | | | | | | | | | | |
|-------------------------|-----|--------|-----|--------|-----|--------|----|--------|-----|--------|-----|--------|
| JxSí | 171 | 41,81% | 943 | 58,90% | 212 | 66,88% | 69 | 54,76% | 355 | 75,69% | 148 | 36,63% |
| C's | 24 | 5,87% | 123 | 7,68% | 7 | 2,21% | 10 | 7,94% | 8 | 1,71% | 21 | 5,20% |
| PSC | 32 | 7,82% | 98 | 6,12% | 18 | 5,68% | 10 | 7,94% | 27 | 5,76% | 100 | 24,75% |
| PP | 69 | 16,87% | 139 | 8,68% | 22 | 6,94% | 4 | 3,17% | 15 | 3,20% | 71 | 17,57% |
| CUP | 59 | 14,43% | 130 | 8,12% | 25 | 7,89% | 10 | 7,94% | 36 | 7,68% | 29 | 7,18% |
| CatSiqueesPot | 24 | 5,87% | 50 | 3,12% | 13 | 4,10% | 12 | 9,52% | 12 | 2,56% | 17 | 4,21% |
| unio.cat | 23 | 5,62% | 94 | 5,87% | 12 | 3,79% | 7 | 5,56% | 11 | 2,35% | 14 | 3,47% |
| PACMA | 1 | 0,24% | 2 | 0,12% | 0 | 0% | 0 | 0% | 1 | 0,21% | 1 | 0,25% |
| RECORTES CERO-ELS VERDS | 0 | 0% | 0 | 0% | 0 | 0% | 2 | 1,59% | 1 | 0,21% | 0 | 0% |
| GANEMOS | 0 | 0% | 0 | 0% | 0 | 0% | 0 | 0% | 0 | 0% | 0 | 0% |

Municipios de Tarragona

| | Gratallops | | Guiamets, els | | Horta de Sant Joan | | Lloar, el | | Llorac | | Llorenç del Penedès | |
|-------------------------|-------------------|--------|----------------------|--------|---------------------------|--------|--------------------|--------|--------------------|--------|----------------------------|--------|
| Escrutado | 100% | | 100% | | 100% | | 100% | | 100% | | 100% | |
| Total votantes | 163 | 89,07% | 218 | 91,60% | 769 | 82,60% | 88 | 83,81% | 67 | 77,91% | 1.392 | 79,82% |
| Abstención | 20 | 10,93% | 20 | 8,40% | 162 | 17,40% | 17 | 16,19% | 19 | 22,09% | 352 | 20,18% |
| Votos nulos | 0 | 0% | 1 | 0,46% | 10 | 1,30% | 0 | 0% | 0 | 0% | 8 | 0,57% |
| Votos en blanco | 1 | 0,61% | 0 | 0% | 8 | 1,04% | 0 | 0% | 1 | 1,49% | 7 | 0,50% |
| Votos a candidaturas | 162 | 99,39% | 217 | 99,54% | 751 | 97,66% | 88 | 100% | 66 | 98,51% | 1.377 | 98,92% |
| Candidaturas | | | | | | | | | | | | |
| JxSí | 80 | 49,08% | 116 | 53,46% | 423 | 55,73% | 57 | 64,77% | 47 | 70,15% | 797 | 57,59% |
| C's | 8 | 4,91% | 4 | 1,84% | 27 | 3,56% | 4 | 4,55% | 4 | 5,97% | 174 | 12,57% |
| PSC | 9 | 5,52% | 20 | 9,22% | 45 | 5,93% | 2 | 2,27% | 2 | 2,99% | 79 | 5,71% |
| PP | 19 | 11,66% | 14 | 6,45% | 127 | 16,73% | 8 | 9,09% | 0 | 0% | 51 | 3,68% |
| CUP | 24 | 14,72% | 47 | 21,66% | 64 | 8,43% | 7 | 7,95% | 7 | 10,45% | 138 | 9,97% |
| CatSíqueesPot | 8 | 4,91% | 12 | 5,53% | 23 | 3,03% | 1 | 1,14% | 2 | 2,99% | 85 | 6,14% |
| unio.cat | 13 | 7,98% | 4 | 1,84% | 39 | 5,14% | 9 | 10,23% | 3 | 4,48% | 36 | 2,60% |
| PACMA | 1 | 0,61% | 0 | 0% | 1 | 0,13% | 0 | 0% | 1 | 1,49% | 7 | 0,51% |
| RECORTES CERO-ELS VERDS | 0 | 0% | 0 | 0% | 0 | 0% | 0 | 0% | 0 | 0% | 4 | 0,29% |
| GANEMOS | 0 | 0% | 0 | 0% | 2 | 0,26% | 0 | 0% | 0 | 0% | 6 | 0,43% |
| | Marçà | | Margalef | | Mas de Barberans | | Masdenverge | | Masillorenc | | Masó, la | |
| Escrutado | 100% | | 100% | | 100% | | 100% | | 100% | | 100% | |
| Total votantes | 367 | 82,66% | 71 | 78,02% | 330 | 71,12% | 687 | 80,54% | 287 | 78,85% | 217 | 89,30% |
| Abstención | 77 | 17,34% | 20 | 21,98% | 134 | 28,88% | 166 | 19,46% | 77 | 21,15% | 26 | 10,70% |
| Votos nulos | 0 | 0% | 0 | 0% | 3 | 0,91% | 6 | 0,87% | 2 | 0,70% | 0 | 0% |
| Votos en blanco | 5 | 1,36% | 2 | 2,82% | 5 | 1,52% | 6 | 0,87% | 2 | 0,70% | 4 | 1,84% |
| Votos a candidaturas | 362 | 98,64% | 69 | 97,18% | 322 | 97,58% | 675 | 98,25% | 283 | 98,61% | 213 | 98,16% |
| Candidaturas | | | | | | | | | | | | |
| JxSí | 232 | 63,22% | 50 | 70,42% | 110 | 33,64% | 408 | 59,91% | 196 | 68,77% | 131 | 60,37% |
| C's | 12 | 3,27% | 5 | 7,04% | 26 | 7,95% | 83 | 12,19% | 11 | 3,86% | 13 | 5,99% |
| PSC | 13 | 3,54% | 2 | 2,82% | 94 | 28,75% | 51 | 7,49% | 23 | 8,07% | 5 | 2,30% |
| PP | 6 | 1,63% | 0 | 0% | 47 | 14,37% | 58 | 8,52% | 13 | 4,56% | 13 | 5,99% |
| CUP | 65 | 17,71% | 4 | 5,63% | 23 | 7,03% | 36 | 5,29% | 26 | 9,12% | 26 | 11,98% |
| CatSíqueesPot | 14 | 3,81% | 7 | 9,86% | 4 | 1,22% | 18 | 2,64% | 9 | 3,16% | 5 | 2,30% |
| unio.cat | 17 | 4,63% | 1 | 1,41% | 18 | 5,50% | 18 | 2,64% | 3 | 1,05% | 20 | 9,22% |
| PACMA | 1 | 0,27% | 0 | 0% | 0 | 0% | 1 | 0,15% | 1 | 0,35% | 0 | 0% |
| RECORTES CERO-ELS VERDS | 1 | 0,27% | 0 | 0% | 0 | 0% | 0 | 0% | 0 | 0% | 0 | 0% |
| GANEMOS | 1 | 0,27% | 0 | 0% | 0 | 0% | 2 | 0,29% | 1 | 0,35% | 0 | 0% |
| | Maspujols | | Masroig, el | | Milà, el | | Miravet | | Molar, el | | Montblanc | |
| Escrutado | 100% | | 100% | | 100% | | 100% | | 100% | | 100% | |
| Total votantes | 486 | 81,41% | 327 | 88,38% | 120 | 84,51% | 446 | 83,52% | 196 | 86,34% | 4.172 | 79,85% |
| Abstención | 111 | 18,59% | 43 | 11,62% | 22 | 15,49% | 88 | 16,48% | 31 | 13,66% | 1.053 | 20,15% |
| Votos nulos | 3 | 0,62% | 1 | 0,31% | 0 | 0% | 4 | 0,90% | 2 | 1,02% | 24 | 0,58% |
| Votos en blanco | 4 | 0,82% | 3 | 0,92% | 3 | 2,50% | 1 | 0,22% | 1 | 0,51% | 19 | 0,46% |
| Votos a candidaturas | 479 | 98,56% | 323 | 98,78% | 117 | 97,50% | 441 | 98,88% | 193 | 98,47% | 4.129 | 98,97% |
| Candidaturas | | | | | | | | | | | | |
| JxSí | 285 | 59,01% | 218 | 66,87% | 55 | 45,83% | 302 | 68,33% | 125 | 64,43% | 2.599 | 62,66% |
| C's | 50 | 10,35% | 3 | 0,92% | 17 | 14,17% | 12 | 2,71% | 7 | 3,61% | 398 | 9,59% |
| PSC | 19 | 3,93% | 24 | 7,36% | 0 | 0% | 38 | 8,60% | 17 | 8,76% | 329 | 7,93% |
| PP | 18 | 3,73% | 23 | 7,06% | 15 | 12,50% | 14 | 3,17% | 8 | 4,12% | 172 | 4,15% |
| CUP | 66 | 13,66% | 33 | 10,12% | 9 | 7,50% | 43 | 9,73% | 23 | 11,86% | 376 | 9,06% |
| CatSíqueesPot | 19 | 3,93% | 13 | 3,99% | 11 | 9,17% | 13 | 2,94% | 4 | 2,06% | 127 | 3,06% |
| unio.cat | 15 | 3,11% | 8 | 2,45% | 9 | 7,50% | 17 | 3,85% | 9 | 4,64% | 89 | 2,15% |
| PACMA | 6 | 1,24% | 1 | 0,31% | 0 | 0% | 2 | 0,45% | 0 | 0% | 26 | 0,63% |
| RECORTES CERO-ELS VERDS | 1 | 0,21% | 0 | 0% | 0 | 0% | 0 | 0% | 0 | 0% | 6 | 0,14% |
| GANEMOS | 0 | 0% | 0 | 0% | 1 | 0,83% | 0 | 0% | 0 | 0% | 7 | 0,17% |

Municipios de Tarragona

| | Montbrío del Camp | | Montferri | | Montmell, el | | Mont-ral | | Mont-roig del Camp | | Móra d'Ebre | |
|----------------------|--------------------------|--------|------------------|--------|---------------------|--------|-----------------|--------|---------------------------|--------|--------------------|--------|
| Escrutado | 100% | | 100% | | 100% | | 100% | | 100% | | 100% | |
| Total votantes | 1.559 | 79,46% | 222 | 79,57% | 708 | 65,86% | 111 | 81,02% | 5.048 | 71,68% | 3.007 | 76,79% |
| Abstención | 403 | 20,54% | 57 | 20,43% | 367 | 34,14% | 26 | 18,98% | 1.994 | 28,32% | 909 | 23,21% |
| Votos nulos | 6 | 0,38% | 0 | 0% | 3 | 0,42% | 1 | 0,90% | 19 | 0,38% | 26 | 0,86% |
| Votos en blanco | 10 | 0,64% | 0 | 0% | 6 | 0,85% | 0 | 0% | 21 | 0,42% | 25 | 0,83% |
| Votos a candidaturas | 1.543 | 98,97% | 222 | 100% | 699 | 98,73% | 110 | 99,10% | 5.008 | 99,21% | 2.956 | 98,30% |

Candidaturas

| | | | | | | | | | | | | |
|-------------------------|-----|--------|----|--------|-----|--------|----|--------|-------|--------|-------|--------|
| JxSí | 930 | 59,88% | 89 | 40,09% | 150 | 21,28% | 55 | 50,00% | 1.827 | 36,33% | 1.642 | 55,08% |
| C's | 198 | 12,75% | 38 | 17,12% | 196 | 27,80% | 5 | 4,55% | 1.276 | 25,37% | 304 | 10,20% |
| PSC | 56 | 3,61% | 25 | 11,26% | 137 | 19,43% | 3 | 2,73% | 582 | 11,57% | 310 | 10,40% |
| PP | 97 | 6,25% | 17 | 7,66% | 85 | 12,06% | 5 | 4,55% | 554 | 11,02% | 192 | 6,44% |
| CUP | 132 | 8,50% | 15 | 6,76% | 52 | 7,38% | 26 | 23,64% | 239 | 4,75% | 258 | 8,65% |
| CatSíqueesPot | 75 | 4,83% | 25 | 11,26% | 67 | 9,50% | 12 | 10,91% | 313 | 6,22% | 127 | 4,26% |
| unio.cat | 41 | 2,64% | 9 | 4,05% | 5 | 0,71% | 4 | 3,64% | 163 | 3,24% | 91 | 3,05% |
| PACMA | 10 | 0,64% | 4 | 1,80% | 4 | 0,57% | 0 | 0% | 37 | 0,74% | 21 | 0,70% |
| RECORTES CERO-ELS VERDS | 4 | 0,26% | 0 | 0% | 1 | 0,14% | 0 | 0% | 15 | 0,30% | 10 | 0,34% |
| GANEMOS | 0 | 0% | 0 | 0% | 2 | 0,28% | 0 | 0% | 2 | 0,04% | 1 | 0,03% |

| | Móra la Nova | | Morell, el | | Morera de Montsant, la | | Nou de Gaià, la | | Nulles | | Pallaresos, els | |
|----------------------|---------------------|--------|-------------------|--------|-------------------------------|--------|------------------------|--------|---------------|--------|------------------------|--------|
| Escrutado | 100% | | 100% | | 100% | | 100% | | 100% | | 100% | |
| Total votantes | 1.718 | 78,95% | 1.941 | 78,65% | 83 | 84,69% | 326 | 84,46% | 284 | 84,27% | 2.650 | 81,54% |
| Abstención | 458 | 21,05% | 527 | 21,35% | 15 | 15,31% | 60 | 15,54% | 53 | 15,73% | 600 | 18,46% |
| Votos nulos | 16 | 0,93% | 9 | 0,46% | 0 | 0% | 1 | 0,31% | 2 | 0,70% | 16 | 0,60% |
| Votos en blanco | 14 | 0,81% | 6 | 0,31% | 0 | 0% | 1 | 0,31% | 2 | 0,70% | 15 | 0,57% |
| Votos a candidaturas | 1.688 | 98,25% | 1.926 | 99,23% | 83 | 100% | 324 | 99,39% | 280 | 98,59% | 2.619 | 98,83% |

Candidaturas

| | | | | | | | | | | | | |
|-------------------------|-------|--------|-----|--------|----|--------|-----|--------|-----|--------|-----|--------|
| JxSí | 1.002 | 58,87% | 890 | 46,07% | 60 | 72,29% | 210 | 64,62% | 182 | 64,54% | 873 | 33,14% |
| C's | 122 | 7,17% | 413 | 21,38% | 0 | 0% | 37 | 11,38% | 22 | 7,80% | 671 | 25,47% |
| PSC | 199 | 11,69% | 173 | 8,95% | 0 | 0% | 15 | 4,62% | 8 | 2,84% | 327 | 12,41% |
| PP | 77 | 4,52% | 127 | 6,57% | 2 | 2,41% | 13 | 4,00% | 19 | 6,74% | 193 | 7,33% |
| CUP | 135 | 7,93% | 121 | 6,26% | 7 | 8,43% | 25 | 7,69% | 26 | 9,22% | 214 | 8,12% |
| CatSíqueesPot | 86 | 5,05% | 94 | 4,87% | 1 | 1,20% | 12 | 3,69% | 11 | 3,90% | 246 | 9,34% |
| unio.cat | 57 | 3,35% | 90 | 4,66% | 13 | 15,66% | 7 | 2,15% | 10 | 3,55% | 61 | 2,32% |
| PACMA | 4 | 0,24% | 9 | 0,47% | 0 | 0% | 3 | 0,92% | 1 | 0,35% | 25 | 0,95% |
| RECORTES CERO-ELS VERDS | 6 | 0,35% | 6 | 0,31% | 0 | 0% | 2 | 0,62% | 1 | 0,35% | 4 | 0,15% |
| GANEMOS | 0 | 0% | 3 | 0,16% | 0 | 0% | 0 | 0% | 0 | 0% | 5 | 0,19% |

| | Palma d'Ebre, la | | Passanant i Belltall | | Paüls | | Perafort | | Perelló, el | | Piles, les | |
|----------------------|-------------------------|--------|-----------------------------|--------|--------------|--------|-----------------|--------|--------------------|--------|-------------------|--------|
| Escrutado | 100% | | 100% | | 100% | | 100% | | 100% | | 100% | |
| Total votantes | 267 | 86,41% | 137 | 91,95% | 395 | 81,44% | 710 | 79,33% | 1.493 | 82,67% | 140 | 84,85% |
| Abstención | 42 | 13,59% | 12 | 8,05% | 90 | 18,56% | 185 | 20,67% | 313 | 17,33% | 25 | 15,15% |
| Votos nulos | 0 | 0% | 0 | 0% | 6 | 1,52% | 0 | 0% | 14 | 0,94% | 0 | 0% |
| Votos en blanco | 3 | 1,12% | 0 | 0% | 7 | 1,77% | 5 | 0,70% | 20 | 1,34% | 2 | 1,43% |
| Votos a candidaturas | 264 | 98,88% | 137 | 100% | 382 | 96,71% | 705 | 99,30% | 1.459 | 97,72% | 138 | 98,57% |

Candidaturas

| | | | | | | | | | | | | |
|-------------------------|-----|--------|----|--------|-----|--------|-----|--------|-------|--------|----|--------|
| JxSí | 204 | 76,40% | 94 | 68,61% | 236 | 60,67% | 270 | 38,03% | 1.118 | 75,59% | 87 | 62,14% |
| C's | 3 | 1,12% | 2 | 1,46% | 13 | 3,34% | 186 | 26,20% | 42 | 2,84% | 5 | 3,57% |
| PSC | 17 | 6,37% | 3 | 2,19% | 71 | 18,25% | 65 | 9,15% | 100 | 6,76% | 6 | 4,29% |
| PP | 4 | 1,50% | 2 | 1,46% | 19 | 4,88% | 41 | 5,77% | 42 | 2,84% | 4 | 2,86% |
| CUP | 21 | 7,87% | 23 | 16,79% | 24 | 6,17% | 47 | 6,62% | 81 | 5,48% | 28 | 20,00% |
| CatSíqueesPot | 12 | 4,49% | 8 | 5,84% | 12 | 3,08% | 56 | 7,89% | 34 | 2,30% | 5 | 3,57% |
| unio.cat | 3 | 1,12% | 4 | 2,92% | 7 | 1,80% | 25 | 3,52% | 41 | 2,77% | 3 | 2,14% |
| PACMA | 0 | 0% | 0 | 0% | 0 | 0% | 10 | 1,41% | 0 | 0% | 0 | 0% |
| RECORTES CERO-ELS VERDS | 0 | 0% | 1 | 0,73% | 0 | 0% | 4 | 0,56% | 1 | 0,07% | 0 | 0% |
| GANEMOS | 0 | 0% | 0 | 0% | 0 | 0% | 1 | 0,14% | 0 | 0% | 0 | 0% |

Municipios de Tarragona

| | Pinell de Brai, el | | Pira | | Pla de Santa Maria, el | | Pobla de Mafumet, la | | Pobla de Massaluça, la | | Pobla de Montornès, la | |
|----------------------|--------------------|--------|-------------|--------|------------------------|--------|----------------------|--------|------------------------|--------|------------------------|--------|
| Escrutado | 100% | | 100% | | 100% | | 100% | | 100% | | 100% | |
| Total votantes | 678 | 83,29% | 304 | 81,94% | 1.454 | 81,78% | 1.870 | 73,28% | 206 | 76,01% | 1.514 | 73,82% |
| Abstención | 136 | 16,71% | 67 | 18,06% | 324 | 18,22% | 682 | 26,72% | 65 | 23,99% | 537 | 26,18% |
| Votos nulos | 8 | 1,18% | 6 | 1,97% | 11 | 0,76% | 12 | 0,64% | 0 | 0% | 10 | 0,66% |
| Votos en blanco | 10 | 1,47% | 2 | 0,66% | 9 | 0,62% | 8 | 0,43% | 3 | 1,46% | 3 | 0,20% |
| Votos a candidaturas | 660 | 97,35% | 296 | 97,37% | 1.434 | 98,62% | 1.850 | 98,93% | 203 | 98,54% | 1.501 | 99,14% |

Candidaturas

| | | | | | | | | | | | | |
|-------------------------|-----|--------|-----|--------|-----|--------|-----|--------|-----|--------|-----|--------|
| JxSí | 351 | 52,39% | 191 | 64,09% | 828 | 57,38% | 453 | 24,38% | 135 | 65,53% | 545 | 36,24% |
| C's | 18 | 2,69% | 16 | 5,37% | 201 | 13,93% | 539 | 29,01% | 21 | 10,19% | 345 | 22,94% |
| PSC | 69 | 10,30% | 18 | 6,04% | 70 | 4,85% | 184 | 9,90% | 21 | 10,19% | 171 | 11,37% |
| PP | 59 | 8,81% | 8 | 2,68% | 85 | 5,89% | 161 | 8,67% | 8 | 3,88% | 142 | 9,44% |
| CUP | 94 | 14,03% | 33 | 11,07% | 126 | 8,73% | 102 | 5,49% | 6 | 2,91% | 81 | 5,39% |
| CatSíqueesPot | 43 | 6,42% | 18 | 6,04% | 72 | 4,99% | 117 | 6,30% | 6 | 2,91% | 175 | 11,64% |
| unio.cat | 24 | 3,58% | 9 | 3,02% | 39 | 2,70% | 255 | 13,72% | 6 | 2,91% | 29 | 1,93% |
| PACMA | 0 | 0% | 1 | 0,34% | 7 | 0,49% | 34 | 1,83% | 0 | 0% | 9 | 0,60% |
| RECORTES CERO-ELS VERDS | 2 | 0,30% | 0 | 0% | 2 | 0,14% | 3 | 0,16% | 0 | 0% | 4 | 0,27% |
| GANEMOS | 0 | 0% | 2 | 0,67% | 4 | 0,28% | 2 | 0,11% | 0 | 0% | 0 | 0% |

| | Poboleda | | Pont d'Armentera, el | | Pontils | | Porrera | | Pradell de la Teixeta | | Prades | |
|----------------------|-------------|--------|----------------------|--------|-------------|--------|-------------|--------|-----------------------|--------|-------------|--------|
| Escrutado | 100% | | 100% | | 100% | | 100% | | 100% | | 100% | |
| Total votantes | 242 | 85,51% | 334 | 81,46% | 92 | 82,14% | 307 | 79,74% | 134 | 87,01% | 394 | 86,21% |
| Abstención | 41 | 14,49% | 76 | 18,54% | 20 | 17,86% | 78 | 20,26% | 20 | 12,99% | 63 | 13,79% |
| Votos nulos | 0 | 0% | 0 | 0% | 2 | 2,17% | 0 | 0% | 0 | 0% | 3 | 0,76% |
| Votos en blanco | 3 | 1,24% | 3 | 0,90% | 1 | 1,09% | 1 | 0,33% | 2 | 1,49% | 3 | 0,76% |
| Votos a candidaturas | 239 | 98,76% | 331 | 99,10% | 89 | 96,74% | 306 | 99,67% | 132 | 98,51% | 388 | 98,48% |

Candidaturas

| | | | | | | | | | | | | |
|-------------------------|-----|--------|-----|--------|----|--------|-----|--------|----|--------|-----|--------|
| JxSí | 157 | 64,88% | 197 | 58,98% | 56 | 62,22% | 187 | 60,91% | 95 | 70,90% | 288 | 73,66% |
| C's | 5 | 2,07% | 28 | 8,38% | 4 | 4,44% | 3 | 0,98% | 1 | 0,75% | 9 | 2,30% |
| PSC | 7 | 2,89% | 21 | 6,29% | 15 | 16,67% | 18 | 5,86% | 8 | 5,97% | 40 | 10,23% |
| PP | 1 | 0,41% | 22 | 6,59% | 5 | 5,56% | 6 | 1,95% | 3 | 2,24% | 6 | 1,53% |
| CUP | 48 | 19,83% | 28 | 8,38% | 4 | 4,44% | 73 | 23,78% | 14 | 10,45% | 28 | 7,16% |
| CatSíqueesPot | 8 | 3,31% | 18 | 5,39% | 1 | 1,11% | 16 | 5,21% | 3 | 2,24% | 9 | 2,30% |
| unio.cat | 12 | 4,96% | 14 | 4,19% | 4 | 4,44% | 2 | 0,65% | 8 | 5,97% | 6 | 1,53% |
| PACMA | 0 | 0% | 2 | 0,60% | 0 | 0% | 0 | 0% | 0 | 0% | 1 | 0,26% |
| RECORTES CERO-ELS VERDS | 0 | 0% | 1 | 0,30% | 0 | 0% | 1 | 0,33% | 0 | 0% | 0 | 0% |
| GANEMOS | 1 | 0,41% | 0 | 0% | 0 | 0% | 0 | 0% | 0 | 0% | 1 | 0,26% |

| | Prat de Comte | | Pratdip | | Puigpelat | | Querol | | Rasquera | | Renau | |
|----------------------|---------------|--------|-------------|--------|-------------|--------|-------------|--------|-------------|--------|-------------|--------|
| Escrutado | 100% | | 100% | | 100% | | 100% | | 100% | | 100% | |
| Total votantes | 128 | 90,14% | 354 | 85,71% | 605 | 76,78% | 328 | 72,41% | 483 | 79,70% | 87 | 83,65% |
| Abstención | 14 | 9,86% | 59 | 14,29% | 183 | 23,22% | 125 | 27,59% | 123 | 20,30% | 17 | 16,35% |
| Votos nulos | 2 | 1,56% | 1 | 0,28% | 4 | 0,66% | 1 | 0,30% | 5 | 1,04% | 0 | 0% |
| Votos en blanco | 1 | 0,78% | 1 | 0,28% | 3 | 0,50% | 1 | 0,30% | 1 | 0,21% | 0 | 0% |
| Votos a candidaturas | 125 | 97,66% | 352 | 99,44% | 598 | 98,84% | 326 | 99,39% | 477 | 98,76% | 87 | 100% |

Candidaturas

| | | | | | | | | | | | | |
|-------------------------|----|--------|-----|--------|-----|--------|-----|--------|-----|--------|----|--------|
| JxSí | 67 | 53,17% | 228 | 64,59% | 286 | 47,59% | 121 | 37,00% | 344 | 71,97% | 40 | 45,98% |
| C's | 7 | 5,56% | 22 | 6,23% | 112 | 18,64% | 53 | 16,21% | 10 | 2,09% | 8 | 9,20% |
| PSC | 11 | 8,73% | 30 | 8,50% | 45 | 7,49% | 43 | 13,15% | 31 | 6,49% | 6 | 6,90% |
| PP | 15 | 11,90% | 24 | 6,80% | 37 | 6,16% | 35 | 10,70% | 10 | 2,09% | 1 | 1,15% |
| CUP | 16 | 12,70% | 36 | 10,20% | 47 | 7,82% | 26 | 7,95% | 57 | 11,92% | 22 | 25,29% |
| CatSíqueesPot | 6 | 4,76% | 5 | 1,42% | 27 | 4,49% | 39 | 11,93% | 13 | 2,72% | 7 | 8,05% |
| unio.cat | 3 | 2,38% | 5 | 1,42% | 34 | 5,66% | 4 | 1,22% | 9 | 1,88% | 2 | 2,30% |
| PACMA | 0 | 0% | 0 | 0% | 6 | 1,00% | 4 | 1,22% | 2 | 0,42% | 1 | 1,15% |
| RECORTES CERO-ELS VERDS | 0 | 0% | 1 | 0,28% | 3 | 0,50% | 1 | 0,31% | 0 | 0% | 0 | 0% |
| GANEMOS | 0 | 0% | 1 | 0,28% | 1 | 0,17% | 0 | 0% | 1 | 0,21% | 0 | 0% |

Municipios de Tarragona

| | Reus | | Riba, la | | Riba-roja d'Ebre | | Riera de Gaià, la | | Riudecanyes | | Riudecols | |
|----------------------|-------------|--------|-------------|--------|------------------|--------|-------------------|--------|-------------|--------|-------------|--------|
| Escrutado | 100% | | 100% | | 100% | | 100% | | 100% | | 100% | |
| Total votantes | 53.413 | 76,13% | 399 | 81,76% | 776 | 82,47% | 960 | 81,56% | 641 | 83,36% | 748 | 82,20% |
| Abstención | 16.747 | 23,87% | 89 | 18,24% | 165 | 17,53% | 217 | 18,44% | 128 | 16,64% | 162 | 17,80% |
| Votos nulos | 233 | 0,44% | 4 | 1,00% | 2 | 0,26% | 4 | 0,42% | 1 | 0,16% | 4 | 0,53% |
| Votos en blanco | 277 | 0,52% | 3 | 0,75% | 11 | 1,42% | 6 | 0,63% | 0 | 0% | 5 | 0,67% |
| Votos a candidaturas | 52.903 | 99,05% | 392 | 98,25% | 763 | 98,32% | 950 | 98,96% | 640 | 99,84% | 739 | 98,80% |

Candidaturas

| | | | | | | | | | | | | |
|-------------------------|--------|--------|-----|--------|-----|--------|-----|--------|-----|--------|-----|--------|
| JxSí | 19.557 | 36,78% | 239 | 60,51% | 367 | 47,42% | 490 | 51,26% | 440 | 68,75% | 420 | 56,45% |
| C's | 12.622 | 23,73% | 42 | 10,63% | 65 | 8,40% | 160 | 16,74% | 60 | 9,38% | 88 | 11,83% |
| PSC | 6.145 | 11,56% | 18 | 4,56% | 123 | 15,89% | 67 | 7,01% | 24 | 3,75% | 81 | 10,89% |
| PP | 5.249 | 9,87% | 19 | 4,81% | 66 | 8,53% | 53 | 5,54% | 25 | 3,91% | 24 | 3,23% |
| CUP | 4.271 | 8,03% | 34 | 8,61% | 43 | 5,56% | 101 | 10,56% | 49 | 7,66% | 73 | 9,81% |
| CatSíqueesPot | 3.059 | 5,75% | 17 | 4,30% | 70 | 9,04% | 47 | 4,92% | 27 | 4,22% | 25 | 3,36% |
| unio.cat | 1.353 | 2,54% | 21 | 5,32% | 27 | 3,49% | 27 | 2,82% | 12 | 1,88% | 20 | 2,69% |
| PACMA | 438 | 0,82% | 1 | 0,25% | 1 | 0,13% | 2 | 0,21% | 3 | 0,47% | 7 | 0,94% |
| RECORTES CERO-ELS VERDS | 144 | 0,27% | 1 | 0,25% | 1 | 0,13% | 1 | 0,10% | 0 | 0% | 0 | 0% |
| GANEMOS | 65 | 0,12% | 0 | 0% | 0 | 0% | 2 | 0,21% | 0 | 0% | 1 | 0,13% |

| | Riudoms | | Rocafort de Queralt | | Roda de Berà | | Rodonyà | | Roquetes | | Rourell, el | |
|----------------------|-------------|--------|---------------------|--------|--------------|--------|-------------|--------|-------------|--------|-------------|--------|
| Escrutado | 100% | | 100% | | 100% | | 100% | | 100% | | 100% | |
| Total votantes | 3.750 | 81,49% | 160 | 80,81% | 3.358 | 72,72% | 299 | 81,25% | 4.236 | 74,42% | 248 | 88,26% |
| Abstención | 852 | 18,51% | 38 | 19,19% | 1.260 | 27,28% | 69 | 18,75% | 1.456 | 25,58% | 33 | 11,74% |
| Votos nulos | 31 | 0,83% | 1 | 0,63% | 13 | 0,39% | 0 | 0% | 45 | 1,06% | 0 | 0% |
| Votos en blanco | 27 | 0,72% | 0 | 0% | 8 | 0,24% | 2 | 0,67% | 26 | 0,61% | 2 | 0,81% |
| Votos a candidaturas | 3.692 | 98,45% | 159 | 99,38% | 3.337 | 99,37% | 297 | 99,33% | 4.165 | 98,32% | 246 | 99,19% |

Candidaturas

| | | | | | | | | | | | | |
|-------------------------|-------|--------|-----|--------|-----|--------|-----|--------|-------|--------|-----|--------|
| JxSí | 2.176 | 58,51% | 116 | 72,96% | 913 | 27,29% | 198 | 66,22% | 2.023 | 48,27% | 116 | 46,77% |
| C's | 558 | 15,00% | 10 | 6,29% | 912 | 27,26% | 29 | 9,70% | 541 | 12,91% | 32 | 12,90% |
| PSC | 212 | 5,70% | 8 | 5,03% | 512 | 15,31% | 15 | 5,02% | 460 | 10,98% | 30 | 12,10% |
| PP | 230 | 6,18% | 7 | 4,40% | 388 | 11,60% | 8 | 2,68% | 376 | 8,97% | 16 | 6,45% |
| CUP | 288 | 7,74% | 11 | 6,92% | 151 | 4,51% | 26 | 8,70% | 385 | 9,19% | 22 | 8,87% |
| CatSíqueesPot | 110 | 2,96% | 1 | 0,63% | 319 | 9,54% | 11 | 3,68% | 231 | 5,51% | 20 | 8,06% |
| unio.cat | 95 | 2,55% | 5 | 3,14% | 104 | 3,11% | 7 | 2,34% | 118 | 2,82% | 10 | 4,03% |
| PACMA | 19 | 0,51% | 1 | 0,63% | 34 | 1,02% | 2 | 0,67% | 20 | 0,48% | 0 | 0% |
| RECORTES CERO-ELS VERDS | 4 | 0,11% | 0 | 0% | 3 | 0,09% | 1 | 0,33% | 7 | 0,17% | 0 | 0% |
| GANEMOS | 0 | 0% | 0 | 0% | 1 | 0,03% | 0 | 0% | 4 | 0,10% | 0 | 0% |

| | Salomó | | Salou | | Sant Carles de la Ràpita | | Sant Jaume dels Domenys | | Sant Jaume d'Enveja | | Santa Bàrbara | |
|----------------------|-------------|--------|-------------|--------|--------------------------|--------|-------------------------|--------|---------------------|--------|---------------|--------|
| Escrutado | 100% | | 100% | | 100% | | 100% | | 100% | | 100% | |
| Total votantes | 281 | 82,89% | 10.048 | 70,05% | 7.461 | 72,11% | 1.468 | 78,50% | 1.911 | 69,19% | 1.981 | 73,84% |
| Abstención | 58 | 17,11% | 4.297 | 29,95% | 2.886 | 27,89% | 402 | 21,50% | 851 | 30,81% | 702 | 26,16% |
| Votos nulos | 1 | 0,36% | 45 | 0,45% | 40 | 0,54% | 9 | 0,61% | 19 | 0,99% | 43 | 2,17% |
| Votos en blanco | 4 | 1,42% | 26 | 0,26% | 57 | 0,76% | 13 | 0,89% | 28 | 1,47% | 17 | 0,86% |
| Votos a candidaturas | 276 | 98,22% | 9.977 | 99,29% | 7.364 | 98,70% | 1.446 | 98,50% | 1.864 | 97,54% | 1.921 | 96,97% |

Candidaturas

| | | | | | | | | | | | | |
|-------------------------|-----|--------|-------|--------|-------|--------|-----|--------|-----|--------|-----|--------|
| JxSí | 213 | 76,07% | 2.717 | 27,16% | 4.348 | 58,59% | 667 | 45,72% | 871 | 46,04% | 963 | 49,69% |
| C's | 12 | 4,29% | 3.268 | 32,67% | 707 | 9,53% | 278 | 19,05% | 64 | 3,38% | 293 | 15,12% |
| PSC | 12 | 4,29% | 1.173 | 11,73% | 695 | 9,37% | 158 | 10,83% | 469 | 24,79% | 147 | 7,59% |
| PP | 11 | 3,93% | 1.330 | 13,30% | 439 | 5,92% | 99 | 6,79% | 190 | 10,04% | 211 | 10,89% |
| CUP | 18 | 6,43% | 403 | 4,03% | 523 | 7,05% | 96 | 6,58% | 116 | 6,13% | 116 | 5,99% |
| CatSíqueesPot | 4 | 1,43% | 689 | 6,89% | 437 | 5,89% | 104 | 7,13% | 90 | 4,76% | 90 | 4,64% |
| unio.cat | 6 | 2,14% | 237 | 2,37% | 179 | 2,41% | 27 | 1,85% | 55 | 2,91% | 89 | 4,59% |
| PACMA | 0 | 0% | 103 | 1,03% | 20 | 0,27% | 15 | 1,03% | 3 | 0,16% | 8 | 0,41% |
| RECORTES CERO-ELS VERDS | 0 | 0% | 25 | 0,25% | 15 | 0,20% | 1 | 0,07% | 4 | 0,21% | 1 | 0,05% |
| GANEMOS | 0 | 0% | 32 | 0,32% | 1 | 0,01% | 1 | 0,07% | 2 | 0,11% | 3 | 0,15% |

Municipios de Tarragona

| | Santa Coloma de Queralt | | Santa Oliva | | Sarral | | Savallà del Comtat | | Secuita, la | | Selva del Camp, la | |
|----------------------|-------------------------|--------|-------------|--------|-------------|--------|--------------------|--------|-------------|--------|--------------------|--------|
| Escrutado | 100% | | 100% | | 100% | | 100% | | 100% | | 100% | |
| Total votantes | 1.683 | 82,10% | 1.835 | 77,10% | 899 | 80,63% | 52 | 92,86% | 1.032 | 82,83% | 3.371 | 82,89% |
| Abstención | 367 | 17,90% | 545 | 22,90% | 216 | 19,37% | 4 | 7,14% | 214 | 17,17% | 696 | 17,11% |
| Votos nulos | 8 | 0,48% | 17 | 0,93% | 4 | 0,44% | 2 | 3,85% | 12 | 1,16% | 17 | 0,50% |
| Votos en blanco | 9 | 0,53% | 15 | 0,82% | 11 | 1,22% | 1 | 1,92% | 5 | 0,48% | 16 | 0,47% |
| Votos a candidaturas | 1.666 | 98,99% | 1.803 | 98,26% | 884 | 98,33% | 49 | 94,23% | 1.015 | 98,35% | 3.338 | 99,02% |

Candidaturas

| | | | | | | | | | | | | |
|-------------------------|-------|--------|-----|--------|-----|--------|----|--------|-----|--------|-------|--------|
| JxSí | 1.215 | 72,54% | 529 | 29,10% | 567 | 63,35% | 31 | 62,00% | 494 | 48,43% | 1.718 | 51,22% |
| C's | 74 | 4,42% | 433 | 23,82% | 63 | 7,04% | 1 | 2,00% | 189 | 18,53% | 411 | 12,25% |
| PSC | 74 | 4,42% | 351 | 19,31% | 64 | 7,15% | 5 | 10,00% | 65 | 6,37% | 395 | 11,78% |
| PP | 69 | 4,12% | 173 | 9,52% | 54 | 6,03% | 0 | 0% | 53 | 5,20% | 174 | 5,19% |
| CUP | 130 | 7,76% | 72 | 3,96% | 65 | 7,26% | 5 | 10,00% | 125 | 12,25% | 376 | 11,21% |
| CatSíqueesPot | 36 | 2,15% | 193 | 10,62% | 40 | 4,47% | 6 | 12,00% | 55 | 5,39% | 128 | 3,82% |
| unio.cat | 63 | 3,76% | 21 | 1,16% | 28 | 3,13% | 1 | 2,00% | 21 | 2,06% | 113 | 3,37% |
| PACMA | 3 | 0,18% | 19 | 1,05% | 2 | 0,22% | 0 | 0% | 8 | 0,78% | 18 | 0,54% |
| RECORTES CERO-ELS VERDS | 2 | 0,12% | 6 | 0,33% | 1 | 0,11% | 0 | 0% | 1 | 0,10% | 3 | 0,09% |
| GANEMOS | 0 | 0% | 6 | 0,33% | 0 | 0% | 0 | 0% | 4 | 0,39% | 2 | 0,06% |

| | Senan | | Sénia, la | | Solivella | | Tarragona | | Tivenys | | Tivissa | |
|----------------------|-------------|--------|-------------|--------|-------------|--------|-------------|--------|-------------|--------|-------------|--------|
| Escrutado | 100% | | 100% | | 100% | | 100% | | 100% | | 100% | |
| Total votantes | 32 | 84,21% | 3.039 | 76,36% | 450 | 86,71% | 69.339 | 76,92% | 548 | 78,29% | 1.103 | 85,17% |
| Abstención | 6 | 15,79% | 941 | 23,64% | 69 | 13,29% | 20.801 | 23,08% | 152 | 21,71% | 192 | 14,83% |
| Votos nulos | 0 | 0% | 20 | 0,66% | 5 | 1,11% | 247 | 0,36% | 7 | 1,28% | 13 | 1,18% |
| Votos en blanco | 1 | 3,13% | 57 | 1,88% | 0 | 0% | 340 | 0,49% | 5 | 0,91% | 8 | 0,73% |
| Votos a candidaturas | 31 | 96,88% | 2.962 | 97,47% | 445 | 98,89% | 68.752 | 99,15% | 536 | 97,81% | 1.082 | 98,10% |

Candidaturas

| | | | | | | | | | | | | |
|-------------------------|----|--------|-----|--------|-----|--------|--------|--------|-----|--------|-----|--------|
| JxSí | 21 | 65,63% | 993 | 32,89% | 339 | 76,18% | 20.304 | 29,39% | 254 | 46,95% | 668 | 61,28% |
| C's | 0 | 0% | 517 | 17,12% | 4 | 0,90% | 17.971 | 26,01% | 25 | 4,62% | 62 | 5,69% |
| PSC | 1 | 3,13% | 432 | 14,31% | 14 | 3,15% | 9.719 | 14,07% | 134 | 24,77% | 45 | 4,13% |
| PP | 1 | 3,13% | 439 | 14,54% | 23 | 5,17% | 7.682 | 11,12% | 47 | 8,69% | 75 | 6,88% |
| CUP | 7 | 21,88% | 280 | 9,27% | 47 | 10,56% | 4.615 | 6,68% | 42 | 7,76% | 133 | 12,20% |
| CatSíqueesPot | 1 | 3,13% | 184 | 6,09% | 4 | 0,90% | 5.837 | 8,45% | 15 | 2,77% | 49 | 4,50% |
| unio.cat | 0 | 0% | 96 | 3,18% | 13 | 2,92% | 1.667 | 2,41% | 16 | 2,96% | 44 | 4,04% |
| PACMA | 0 | 0% | 15 | 0,50% | 0 | 0% | 639 | 0,92% | 2 | 0,37% | 5 | 0,46% |
| RECORTES CERO-ELS VERDS | 0 | 0% | 4 | 0,13% | 1 | 0,22% | 204 | 0,30% | 0 | 0% | 1 | 0,09% |
| GANEMOS | 0 | 0% | 2 | 0,07% | 0 | 0% | 114 | 0,16% | 1 | 0,18% | 0 | 0% |

| | Torre de Fontaubella, la | | Torre de l'Espanyol, la | | Torredembarra | | Torroja del Priorat | | Tortosa | | Ulldecona | |
|----------------------|--------------------------|--------|-------------------------|--------|---------------|--------|---------------------|--------|-------------|--------|-------------|--------|
| Escrutado | 100% | | 100% | | 100% | | 100% | | 100% | | 100% | |
| Total votantes | 98 | 90,74% | 389 | 86,83% | 7.963 | 75,00% | 120 | 90,23% | 16.718 | 73,13% | 3.035 | 76,22% |
| Abstención | 10 | 9,26% | 59 | 13,17% | 2.654 | 25,00% | 13 | 9,77% | 6.142 | 26,87% | 947 | 23,78% |
| Votos nulos | 1 | 1,02% | 2 | 0,51% | 49 | 0,62% | 3 | 2,50% | 100 | 0,60% | 33 | 1,09% |
| Votos en blanco | 0 | 0% | 2 | 0,51% | 37 | 0,46% | 1 | 0,83% | 132 | 0,79% | 33 | 1,09% |
| Votos a candidaturas | 97 | 98,98% | 385 | 98,97% | 7.877 | 98,92% | 116 | 96,67% | 16.486 | 98,61% | 2.969 | 97,83% |

Candidaturas

| | | | | | | | | | | | | |
|-------------------------|----|--------|-----|--------|-------|--------|----|--------|-------|--------|-------|--------|
| JxSí | 62 | 63,92% | 266 | 68,73% | 3.030 | 38,29% | 72 | 61,54% | 8.145 | 49,01% | 1.363 | 45,40% |
| C's | 5 | 5,15% | 8 | 2,07% | 1.871 | 23,64% | 4 | 3,42% | 2.116 | 12,73% | 336 | 11,19% |
| PSC | 3 | 3,09% | 32 | 8,27% | 939 | 11,87% | 1 | 0,85% | 1.726 | 10,39% | 323 | 10,76% |
| PP | 1 | 1,03% | 15 | 3,88% | 679 | 8,58% | 6 | 5,13% | 1.345 | 8,09% | 406 | 13,52% |
| CUP | 20 | 20,62% | 22 | 5,68% | 563 | 7,11% | 26 | 22,22% | 1.469 | 8,84% | 309 | 10,29% |
| CatSíqueesPot | 3 | 3,09% | 15 | 3,88% | 544 | 6,87% | 6 | 5,13% | 979 | 5,89% | 133 | 4,43% |
| unio.cat | 2 | 2,06% | 27 | 6,98% | 176 | 2,22% | 1 | 0,85% | 576 | 3,47% | 87 | 2,90% |
| PACMA | 1 | 1,03% | 0 | 0% | 50 | 0,63% | 0 | 0% | 83 | 0,50% | 8 | 0,27% |
| RECORTES CERO-ELS VERDS | 0 | 0% | 0 | 0% | 20 | 0,25% | 0 | 0% | 38 | 0,23% | 3 | 0,10% |
| GANEMOS | 0 | 0% | 0 | 0% | 5 | 0,06% | 0 | 0% | 9 | 0,05% | 1 | 0,03% |

Municipios de Tarragona

| | Ulldemolins | | Vallclara | | Vallfogona de Riucorb | | Vallmoll | | Valls | | Vandellòs i l'Hospitalet de l'Infant | |
|----------------------|-------------|--------|-------------|--------|-----------------------|--------|-------------|--------|-------------|--------|--------------------------------------|--------|
| Escrutado | 100% | | 100% | | 100% | | 100% | | 100% | | 100% | |
| Total votantes | 311 | 88,35% | 74 | 84,09% | 69 | 85,19% | 987 | 77,59% | 13.204 | 76,67% | 3.353 | 77,83% |
| Abstención | 41 | 11,65% | 14 | 15,91% | 12 | 14,81% | 285 | 22,41% | 4.017 | 23,33% | 955 | 22,17% |
| Votos nulos | 4 | 1,29% | 0 | 0% | 0 | 0% | 7 | 0,71% | 53 | 0,40% | 16 | 0,48% |
| Votos en blanco | 2 | 0,64% | 1 | 1,35% | 0 | 0% | 3 | 0,30% | 74 | 0,56% | 22 | 0,66% |
| Votos a candidaturas | 305 | 98,07% | 73 | 98,65% | 69 | 100% | 977 | 98,99% | 13.077 | 99,04% | 3.315 | 98,87% |

Candidaturas

| | | | | | | | | | | | | |
|-------------------------|-----|--------|----|--------|----|--------|-----|--------|-------|--------|-------|--------|
| JxSí | 236 | 76,87% | 58 | 78,38% | 54 | 78,26% | 422 | 43,06% | 6.862 | 52,18% | 1.283 | 38,45% |
| C's | 7 | 2,28% | 1 | 1,35% | 0 | 0% | 193 | 19,69% | 1.821 | 13,85% | 752 | 22,54% |
| PSC | 8 | 2,61% | 0 | 0% | 1 | 1,45% | 146 | 14,90% | 1.330 | 10,11% | 471 | 14,11% |
| PP | 18 | 5,86% | 3 | 4,05% | 2 | 2,90% | 69 | 7,04% | 857 | 6,52% | 282 | 8,45% |
| CUP | 19 | 6,19% | 8 | 10,81% | 6 | 8,70% | 57 | 5,82% | 1.126 | 8,56% | 208 | 6,23% |
| CatSiqueesPot unio.cat | 12 | 3,91% | 2 | 2,70% | 2 | 2,90% | 48 | 4,90% | 625 | 4,75% | 215 | 6,44% |
| PACMA | 5 | 1,63% | 1 | 1,35% | 4 | 5,80% | 30 | 3,06% | 317 | 2,41% | 70 | 2,10% |
| RECORTES CERO-ELS VERDS | 0 | 0% | 0 | 0% | 0 | 0% | 9 | 0,92% | 93 | 0,71% | 25 | 0,75% |
| GANEMOS | 0 | 0% | 0 | 0% | 0 | 0% | 3 | 0,31% | 28 | 0,21% | 6 | 0,18% |
| | 0 | 0% | 0 | 0% | 0 | 0% | 0 | 0% | 18 | 0,14% | 3 | 0,09% |

| | Vendrell, el | | Vespella de Gaià | | Vilabella | | Vilalba dels Arcs | | Vilallonga del Camp | | Vilanova de Prades | |
|----------------------|--------------|--------|------------------|--------|-------------|--------|-------------------|--------|---------------------|--------|--------------------|--------|
| Escrutado | 100% | | 100% | | 100% | | 100% | | 100% | | 100% | |
| Total votantes | 18.182 | 72,11% | 233 | 77,67% | 507 | 87,11% | 467 | 82,07% | 1.261 | 80,73% | 78 | 82,98% |
| Abstención | 7.032 | 27,89% | 67 | 22,33% | 75 | 12,89% | 102 | 17,93% | 301 | 19,27% | 16 | 17,02% |
| Votos nulos | 123 | 0,68% | 2 | 0,86% | 1 | 0,20% | 2 | 0,43% | 9 | 0,71% | 0 | 0% |
| Votos en blanco | 97 | 0,53% | 2 | 0,86% | 6 | 1,18% | 3 | 0,64% | 4 | 0,32% | 1 | 1,28% |
| Votos a candidaturas | 17.962 | 98,79% | 229 | 98,28% | 500 | 98,62% | 462 | 98,93% | 1.248 | 98,97% | 77 | 98,72% |

Candidaturas

| | | | | | | | | | | | | |
|-------------------------|-------|--------|----|--------|-----|--------|-----|--------|-----|--------|----|--------|
| JxSí | 6.023 | 33,35% | 65 | 28,14% | 356 | 70,36% | 282 | 60,65% | 566 | 45,21% | 54 | 69,23% |
| C's | 4.416 | 24,45% | 56 | 24,24% | 23 | 4,55% | 26 | 5,59% | 200 | 15,97% | 5 | 6,41% |
| PSC | 2.467 | 13,66% | 37 | 16,02% | 31 | 6,13% | 19 | 4,09% | 128 | 10,22% | 5 | 6,41% |
| PP | 1.690 | 9,36% | 32 | 13,85% | 18 | 3,56% | 59 | 12,69% | 122 | 9,74% | 2 | 2,56% |
| CUP | 1.169 | 6,47% | 14 | 6,06% | 45 | 8,89% | 29 | 6,24% | 89 | 7,11% | 2 | 2,56% |
| CatSiqueesPot unio.cat | 1.617 | 8,95% | 20 | 8,66% | 9 | 1,78% | 8 | 1,72% | 83 | 6,63% | 4 | 5,13% |
| PACMA | 353 | 1,95% | 1 | 0,43% | 14 | 2,77% | 34 | 7,31% | 46 | 3,67% | 4 | 5,13% |
| RECORTES CERO-ELS VERDS | 153 | 0,85% | 1 | 0,43% | 4 | 0,79% | 2 | 0,43% | 11 | 0,88% | 1 | 1,28% |
| GANEMOS | 50 | 0,28% | 3 | 1,30% | 0 | 0% | 2 | 0,43% | 3 | 0,24% | 0 | 0% |
| | 24 | 0,13% | 0 | 0% | 0 | 0% | 1 | 0,22% | 0 | 0% | 0 | 0% |

| | Vilanova d'Escornalbou | | Vilaplana | | Vila-rodona | | Vila-seca | | Vilaverd | | Vilella Alta, la | |
|----------------------|------------------------|--------|-------------|--------|-------------|--------|-------------|--------|-------------|--------|------------------|--------|
| Escrutado | 100% | | 100% | | 100% | | 100% | | 100% | | 100% | |
| Total votantes | 327 | 85,83% | 409 | 89,30% | 727 | 84,14% | 10.875 | 74,70% | 293 | 83,71% | 87 | 87,88% |
| Abstención | 54 | 14,17% | 49 | 10,70% | 137 | 15,86% | 3.683 | 25,30% | 57 | 16,29% | 12 | 12,12% |
| Votos nulos | 1 | 0,31% | 4 | 0,98% | 6 | 0,83% | 43 | 0,40% | 5 | 1,71% | 1 | 1,15% |
| Votos en blanco | 1 | 0,31% | 7 | 1,71% | 11 | 1,51% | 38 | 0,35% | 1 | 0,34% | 1 | 1,15% |
| Votos a candidaturas | 325 | 99,39% | 398 | 97,31% | 710 | 97,66% | 10.794 | 99,26% | 287 | 97,95% | 85 | 97,70% |

Candidaturas

| | | | | | | | | | | | | |
|-------------------------|-----|--------|-----|--------|-----|--------|-------|--------|-----|--------|----|--------|
| JxSí | 233 | 71,47% | 281 | 69,38% | 476 | 66,02% | 2.276 | 21,01% | 177 | 61,46% | 33 | 38,37% |
| C's | 16 | 4,91% | 11 | 2,72% | 35 | 4,85% | 3.874 | 35,76% | 30 | 10,42% | 0 | 0% |
| PSC | 17 | 5,21% | 13 | 3,21% | 62 | 8,60% | 1.733 | 16,00% | 14 | 4,86% | 3 | 3,49% |
| PP | 15 | 4,60% | 12 | 2,96% | 34 | 4,72% | 1.156 | 10,67% | 10 | 3,47% | 2 | 2,33% |
| CUP | 32 | 9,82% | 55 | 13,58% | 54 | 7,49% | 428 | 3,95% | 39 | 13,54% | 41 | 47,67% |
| CatSiqueesPot unio.cat | 9 | 2,76% | 14 | 3,46% | 30 | 4,16% | 906 | 8,36% | 11 | 3,82% | 1 | 1,16% |
| PACMA | 2 | 0,61% | 10 | 2,47% | 18 | 2,50% | 253 | 2,34% | 4 | 1,39% | 3 | 3,49% |
| RECORTES CERO-ELS VERDS | 1 | 0,31% | 2 | 0,49% | 1 | 0,14% | 124 | 1,14% | 2 | 0,69% | 2 | 2,33% |
| GANEMOS | 0 | 0% | 0 | 0% | 0 | 0% | 32 | 0,30% | 0 | 0% | 0 | 0% |
| | 0 | 0% | 0 | 0% | 0 | 0% | 12 | 0,11% | 0 | 0% | 0 | 0% |

Municipios de Tarragona

| | Vilella Baixa, la | | Vimbodí i Poblet | | Vinebre | | Vinyols i els Arcs | | Xerta | |
|-------------------------|-------------------|--------|------------------|--------|-------------|--------|--------------------|--------|-------------|--------|
| Escrutado | 100% | | 100% | | 100% | | 100% | | 100% | |
| Total votantes | 125 | 88,03% | 673 | 84,87% | 258 | 87,46% | 1.080 | 81,51% | 795 | 83,60% |
| Abstención | 17 | 11,97% | 120 | 15,13% | 37 | 12,54% | 245 | 18,49% | 156 | 16,40% |
| Votos nulos | 0 | 0% | 1 | 0,15% | 2 | 0,78% | 5 | 0,46% | 10 | 1,26% |
| Votos en blanco | 2 | 1,60% | 9 | 1,34% | 4 | 1,55% | 11 | 1,02% | 12 | 1,51% |
| Votos a candidaturas | 123 | 98,40% | 663 | 98,51% | 252 | 97,67% | 1.064 | 98,52% | 773 | 97,23% |
| Candidaturas | | | | | | | | | | |
| JxSí | 96 | 76,80% | 489 | 72,77% | 163 | 63,67% | 535 | 49,77% | 472 | 60,13% |
| C's | 2 | 1,60% | 31 | 4,61% | 23 | 8,98% | 167 | 15,53% | 59 | 7,52% |
| PSC | 3 | 2,40% | 28 | 4,17% | 13 | 5,08% | 104 | 9,67% | 65 | 8,28% |
| PP | 3 | 2,40% | 20 | 2,98% | 12 | 4,69% | 76 | 7,07% | 42 | 5,35% |
| CUP | 10 | 8,00% | 51 | 7,59% | 27 | 10,55% | 75 | 6,98% | 87 | 11,08% |
| CatSíqueesPot | 2 | 1,60% | 23 | 3,42% | 8 | 3,13% | 51 | 4,74% | 27 | 3,44% |
| unio.cat | 7 | 5,60% | 17 | 2,53% | 3 | 1,17% | 42 | 3,91% | 13 | 1,66% |
| PACMA | 0 | 0% | 3 | 0,45% | 1 | 0,39% | 9 | 0,84% | 7 | 0,89% |
| RECORTES CERO-ELS VERDS | 0 | 0% | 1 | 0,15% | 0 | 0% | 0 | 0% | 0 | 0% |
| GANEMOS | 0 | 0% | 0 | 0% | 2 | 0,78% | 5 | 0,47% | 1 | 0,13% |

Resumen

Escrutado

Cataluña: 100%

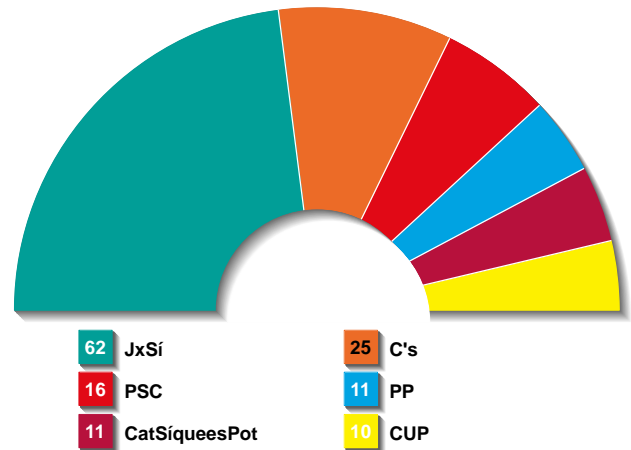
Barcelona: 100%

Girona: 100%

Lleida: 100%

Tarragona: 100%

| Cataluña | | | |
|-------------------------|-----------|--------|-----------|
| Candidaturas | Votos | | Dip. |
| JxSí | 1.628.714 | 39,59% | 62 |
| C's | 736.364 | 17,90% | 25 |
| PSC | 523.283 | 12,72% | 16 |
| CatSíqueesPot | 367.613 | 8,94% | 11 |
| PP | 349.193 | 8,49% | 11 |
| CUP | 337.794 | 8,21% | 10 |
| unio.cat | 103.293 | 2,51% | |
| PACMA | 30.157 | 0,73% | |
| RECORTES CERO-ELS VERDS | 14.444 | 0,35% | |
| GANEMOS | 1.167 | 0,03% | |
| PIRATA.CAT/XDT | 327 | 0,01% | |



| Candidaturas | Barcelona | | | Girona | | | Lleida | | | Tarragona | | |
|-------------------------|-----------|--------|-----------|---------|--------|-----------|---------|--------|-----------|-----------|--------|----------|
| | Votos | | Dip. | Votos | | Dip. | Votos | | Dip. | Votos | | Dip. |
| JxSí | 1.112.922 | 36,09% | 32 | 216.333 | 56,06% | 11 | 126.922 | 55,22% | 10 | 172.537 | 41,63% | 9 |
| C's | 581.032 | 18,84% | 17 | 48.346 | 12,53% | 2 | 26.612 | 11,58% | 2 | 80.374 | 19,39% | 4 |
| PSC | 421.487 | 13,67% | 12 | 33.416 | 8,66% | 1 | 19.364 | 8,43% | 1 | 49.016 | 11,83% | 2 |
| CatSíqueesPot | 312.527 | 10,13% | 9 | 18.399 | 4,77% | 1 | 9.879 | 4,30% | | 26.808 | 6,47% | 1 |
| PP | 272.804 | 8,85% | 8 | 22.660 | 5,87% | 1 | 16.761 | 7,29% | 1 | 36.968 | 8,92% | 1 |
| CUP | 255.328 | 8,28% | 7 | 33.117 | 8,58% | 1 | 18.736 | 8,15% | 1 | 30.613 | 7,39% | 1 |
| unio.cat | 75.700 | 2,45% | | 8.295 | 2,15% | | 8.178 | 3,56% | | 11.120 | 2,68% | |
| PACMA | 24.426 | 0,79% | | 1.823 | 0,47% | | 1.046 | 0,46% | | 2.862 | 0,69% | |
| RECORTES CERO-ELS VERDS | 12.329 | 0,40% | | 759 | 0,20% | | 391 | 0,17% | | 965 | 0,23% | |
| GANEMOS | - | - | | 320 | 0,08% | | 221 | 0,10% | | 626 | 0,15% | |
| PIRATA.CAT/XDT | - | - | | 327 | 0,08% | | - | - | | - | - | |

Candidaturas más votadas por circunscripción

Candidaturas más votadas

| Circunscripciones | Escrutado | Candidaturas | Votos | | Dip. |
|-------------------|-------------|--------------|------------------|---------------|-----------|
| Barcelona | 100% | JxSí | 1.112.922 | 36,09% | 32 |
| Girona | 100% | JxSí | 216.333 | 56,06% | 11 |
| Lleida | 100% | JxSí | 126.922 | 55,22% | 10 |
| Tarragona | 100% | JxSí | 172.537 | 41,63% | 9 |
| Cataluña | 100% | JxSí | 1.628.714 | 39,59% | 62 |

Candidaturas más votadas por comarca

| Comarcas | Escrutado | Candidaturas más votadas | | |
|-------------------|-------------|--------------------------|------------------|---------------|
| | | Candidaturas | Votos | |
| Alt Camp | 100% | JxSí | 13.257 | 53,08% |
| Alt Empordà | 100% | JxSí | 32.334 | 50,91% |
| Alt Penedès | 100% | JxSí | 31.681 | 51,68% |
| Alt Urgell | 100% | JxSí | 6.546 | 57,75% |
| Alta Ribagorça | 100% | JxSí | 1.025 | 45,43% |
| Anoia | 100% | JxSí | 29.826 | 43,97% |
| Aran | 100% | JxSí | 1.207 | 24,72% |
| Bages | 100% | JxSí | 52.932 | 52,80% |
| Baix Camp | 100% | JxSí | 40.040 | 41,06% |
| Baix Ebre | 100% | JxSí | 21.765 | 54,53% |
| Baix Empordà | 100% | JxSí | 36.867 | 54,89% |
| Baix Llobregat | 100% | JxSí | 119.383 | 26,15% |
| Baix Penedès | 100% | JxSí | 16.529 | 32,66% |
| Barcelonès | 100% | JxSí | 390.141 | 32,64% |
| Berguedà | 100% | JxSí | 16.735 | 66,86% |
| Cerdanya | 100% | JxSí | 5.859 | 59,48% |
| Conca de Barberà | 100% | JxSí | 8.142 | 66,54% |
| Garraf | 100% | JxSí | 27.967 | 35,91% |
| Garrigues | 100% | JxSí | 7.890 | 67,48% |
| Garrotxa | 100% | JxSí | 22.399 | 69,27% |
| Gironès | 100% | JxSí | 53.355 | 56,34% |
| Maresme | 100% | JxSí | 111.964 | 44,78% |
| Moianès | 100% | JxSí | 5.366 | 65,84% |
| Montsià | 100% | JxSí | 17.514 | 51,03% |
| Noguera | 100% | JxSí | 13.617 | 63,22% |
| Osona | 100% | JxSí | 62.136 | 68,79% |
| Pallars Jussà | 100% | JxSí | 4.904 | 64,12% |
| Pallars Sobirà | 100% | JxSí | 2.657 | 61,42% |
| Pla de l'Estany | 100% | JxSí | 13.198 | 72,97% |
| Pla d'Urgell | 100% | JxSí | 12.944 | 66,11% |
| Priorat | 100% | JxSí | 4.088 | 66,34% |
| Ribera d'Ebre | 100% | JxSí | 8.016 | 60,84% |
| Ripollès | 100% | JxSí | 10.765 | 65,84% |
| Segarra | 100% | JxSí | 6.986 | 63,08% |
| Segrià | 100% | JxSí | 49.117 | 46,90% |
| Selva | 100% | JxSí | 41.735 | 49,39% |
| Solsonès | 100% | JxSí | 5.250 | 67,58% |
| Tarragonès | 100% | JxSí | 38.613 | 30,30% |
| Terra Alta | 100% | JxSí | 4.062 | 56,39% |
| Urgell | 100% | JxSí | 12.296 | 63,68% |
| Vallès Occidental | 100% | JxSí | 169.484 | 33,13% |
| Vallès Oriental | 100% | JxSí | 90.228 | 39,35% |
| Cataluña | 100% | JxSí | 1.628.714 | 39,59% |

Composición del Parlamento

Escrutado


Cataluña: 100%

Barcelona: 100%

Girona: 100%

Lleida: 100%

Tarragona: 100%

| Candidatura | | Votos | | Dip. |
|---|------------------|---------------------------------|---------------|-----------|
| JxSí - JUNTS PEL SÍ | | | | 62 |
|  | Barcelona | 1.112.922 | 36,09% | 32 |
| | 1 | Raül Romeva i Rueda | | |
| | 2 | Carme Forcadell i Lluís | | |
| | 3 | Muriel Casals i Couturier | | |
| | 4 | Artur Mas i Gavarró | | |
| | 5 | Oriol Junqueras i Vies | | |
| | 6 | Eduardo Reyes i Pino | | |
| | 7 | Oriol Amat i Salas | | |
| | 8 | Neus Munté i Fernández | | |
| | 9 | Marta Rovira i Vergés | | |
| | 10 | Jordi Turull i Negre | | |
| | 11 | Antoni Comín i Oliveres | | |
| | 12 | Josep Rull i Andreu | | |
| | 13 | Anna Simó i Castelló | | |
| | 14 | Neus Lloveras i Massana | | |
| | 15 | Chakir El Homrani Lesfar | | |
| | 16 | Marta Pascal i Capdevila | | |
| | 17 | Lluís Corominas i Diaz | | |
| | 18 | Oriol Amorós i March | | |
| | 19 | Irene Rigau i Oliver | | |
| | 20 | Germà Gordó i Aubarell | | |
| | 21 | Pere Aragonès i Garcia | | |
| | 22 | Antoni Castellà i Clavé | | |
| | 23 | Alba Vergés i Bosch | | |
| | 24 | Anna Figueras i Ibáñez | | |
| | 25 | David Bonvehí i Torras | | |
| | 26 | Marc Sanglas i Alcantarilla | | |
| | 27 | Montserrat Candini i Puig | | |
| | 28 | Magdalena Casamitjana i Aguilà | | |
| | 29 | Maria Senserrich i Guitart | | |
| | 30 | Joan Ramon Casals i Mata | | |
| | 31 | Gerard Gómez del Moral i Fuster | | |
| | 32 | Jordi Cuminal i Roquet | | |
| | Girona | 216.333 | 56,06% | 11 |
| | 1 | Lluís Llach i Grande | | |
| | 2 | Anna Caula i Paretas | | |
| | 3 | Carles Puigdemont i Casamajó | | |
| | 4 | Roger Torrent i Ramió | | |
| | 5 | Natàlia Figueras i Pagès | | |
| | 6 | Dolors Bassa i Coll | | |
| | 7 | Lluís Guinó i Subirós | | |
| | 8 | Jordi Munell i Garcia | | |
| | 9 | Sergi Sabrià i Benito | | |
| | 10 | Maria Dolors Rovirola i Coromí | | |
| | 11 | Jordi Orobítg i Solé | | |

Composició del Parlament

Escrutado

Cataluña: 100%

Barcelona: 100%

Girona: 100%

Lleida: 100%

Tarragona: 100%

| Candidatura | | Votos | | Dip. |
|---|---------------------------------|----------------|---------------|-----------|
| JxSí - JUNTS PEL SÍ | | | | 62 |
|  | Lleida | 126.922 | 55,22% | 10 |
| | 1 Josep Maria Forné i Febrer | | | |
| | 2 Carmina Castellví i Vallverdú | | | |
| | 3 Albert Batalla i Siscart | | | |
| | 4 Bernat Solé i Barril | | | |
| | 5 Violant Cervera i Gòdia | | | |
| | 6 Montserrat Fornells i Solé | | | |
| | 7 Marc Solsona i Aixalà | | | |
| | 8 Antoni Balasch i Parisi | | | |
| | 9 David Rodríguez i González | | | |
| | 10 Ramona Barrufet i Santacana | | | |
| | Tarragona | 172.537 | 41,63% | 9 |
| | 1 Germà Bel Queralt | | | |
| | 2 Montserrat Palau Vergés | | | |
| | 3 Albert Batet Canadell | | | |
| | 4 Ferran Civit Martí | | | |
| | 5 Montserrat Vilella Cuadrada | | | |
| | 6 Josep Lluís Salvadó Tenesa | | | |
| | 7 Jordi-Miquel Sendra Vellvè | | | |
| | 8 Meritxell Roigé Pedrola | | | |
| | 9 Teresa Vallverdú Albornà | | | |

Composición del Parlamento

Escrutado

Cataluña: 100%

Barcelona: 100%

Girona: 100%

Lleida: 100%

Tarragona: 100%

| Candidatura | | Votos | | Dip. |
|---|--------------------------------------|----------------|---------------|-----------|
| C's - CIUTADANS-PARTIDO DE LA CIUDADANÍA | | | | 25 |
|  | Barcelona | 581.032 | 18,84% | 17 |
| | 1 Inés Arrimadas García | | | |
| | 2 Carlos Carrizosa Torres | | | |
| | 3 José María Espejo-Saavedra Conesa | | | |
| | 4 Fernando Tomás de Páramo Gómez | | | |
| | 5 Sonia Sierra Infante | | | |
| | 6 Antonio Espinosa Cerrato | | | |
| | 7 Francisco Javier Hervías Chiroso | | | |
| | 8 Susana Beltrán García | | | |
| | 9 David Mejía Ayra | | | |
| | 10 Marina Bravo Sobrino | | | |
| | 11 Joan García González | | | |
| | 12 Jesús Galiano Gutierrez | | | |
| | 13 Noemí De la Calle Sifré | | | |
| | 14 Sergio Sanz Jiménez | | | |
| | 15 Carmen de Rivera Pla | | | |
| | 16 Laura Vilchez Sánchez | | | |
| | 17 Elisabeth Valencia Mimbrero | | | |
| | Girona | 48.346 | 12,53% | 2 |
| | 1 Juan María Castel Sucarrat (Jean) | | | |
| | 2 Alfonso Sánchez Fisac | | | |
| | Lleida | 26.612 | 11,58% | 2 |
| | 1 Jorge Soler González | | | |
| | 2 Javier Rivas Escamilla | | | |
| | Tarragona | 80.374 | 19,39% | 4 |
| | 1 Matías Alonso Ruiz | | | |
| | 2 Francisco Javier Domínguez Serrano | | | |
| | 3 Carlos Sánchez Martín | | | |
| | 4 Lorena Roldán Suárez | | | |

Composición del Parlamento

Escrutado

Cataluña: 100%

Barcelona: 100%

Girona: 100%

Lleida: 100%

Tarragona: 100%

| Candidatura | | Votos | | Dip. |
|---|----------------------------|----------------------------|---------------|-----------|
| PSC - PARTIT DELS SOCIALISTES DE CATALUNYA (PSC-PSOE) | | | | |
|  | Barcelona | 421.487 | 13,67% | 12 |
| | 1 | Miquel Iceta Llorens | | |
| | 2 | Eva Maria Granados Galiano | | |
| | 3 | Ferran Pedret i Santos | | |
| | 4 | Alicia Romero Llano | | |
| | 5 | Jordi Terrades i Santacreu | | |
| | 6 | Assumpta Escarp Gibert | | |
| | 7 | David Pérez Ibáñez | | |
| | 8 | Esther Niubó Cidoncha | | |
| | 9 | Pol Gibert Horcas | | |
| | 10 | Marta Moreta Rovira | | |
| | 11 | Raúl Moreno Montaña | | |
| 12 | Eva Maria Martínez Morales | | | |
| | Girona | 33.416 | 8,66% | 1 |
| | 1 | Rafel Bruguera Batalla | | |
| | Lleida | 19.364 | 8,43% | 1 |
| | 1 | Òscar Ordeig Molist | | |
| | Tarragona | 49.016 | 11,83% | 2 |
| | 1 | Carlos Castillo Rosique | | |
| | 2 | Rosa M Ibarra Ollé | | |

| Candidatura | | Votos | | Dip. |
|---|-------------------|--------------------------------|---------------|----------|
| CatSíqueesPot - CATALUNYA SÍ QUE ES POT | | | | |
|  | Barcelona | 312.527 | 10,13% | 9 |
| | 1 | Josep Lluís Franco Rabell | | |
| | 2 | Gemma Lienas Massot | | |
| | 3 | Joan Coscubiela Conesa | | |
| | 4 | Àngels Martínez Castells | | |
| | 5 | Albano Dante Fachin Pozzi | | |
| | 6 | Joan Josep Nuet Pujals | | |
| | 7 | Jèssica Albiach Satorres | | |
| | 8 | Joan Giner Miguelez | | |
| 9 | Marta Ribas Frias | | | |
| | Girona | 18.399 | 4,77% | 1 |
| | 1 | Marc Vidal i Pou | | |
| | Tarragona | 26.808 | 6,47% | 1 |
| | 1 | Gerard Bargalló Boivin (PODEM) | | |

Composición del Parlamento

Escrutado

Cataluña: 100%


Barcelona: 100%

Girona: 100%

Lleida: 100%

Tarragona: 100%





| Candidatura | | | Votos | | Dip. |
|---|-----------------------------|-----------------------------------|----------------|--------------|-----------|
| PP - PARTIT POPULAR | | | | | 11 |
|  | Barcelona | | 272.804 | 8,85% | 8 |
| | 1 | Xavier García Albiol | | | |
| | 2 | Andrea Levy Soler | | | |
| | 3 | Antonio Gallego Burgos | | | |
| | 4 | Esperanza García González | | | |
| | 5 | Santiago Rodríguez i Serra | | | |
| | 6 | Alberto Villagrasa Gil | | | |
| | 7 | M ^a José García Cuevas | | | |
| | 8 | Juan Milian Querol | | | |
| Girona | | 22.660 | 5,87% | 1 | |
| 1 | Josep Enric Millo i Rocher | | | | |
| Lleida | | 16.761 | 7,29% | 1 | |
| 1 | Marisa Xandri Pujol | | | | |
| Tarragona | | 36.968 | 8,92% | 1 | |
| 1 | Alejandro Fernández Álvarez | | | | |

| Candidatura | | | Votos | | Dip. |
|---|------------------------|-------------------------------|----------------|--------------|-----------|
| CUP - CANDIDATURA D'UNITAT POPULAR | | | | | 10 |
|  | Barcelona | | 255.328 | 8,28% | 7 |
| | 1 | Antonio Baños Boncompain | | | |
| | 2 | Anna Gabriel Sabaté | | | |
| | 3 | Josep Manel Busqueta Franco | | | |
| | 4 | Maria Gabriela Serra Frediani | | | |
| | 5 | Albert Botran Pahissa | | | |
| | 6 | Eulàlia Reguant Cura | | | |
| | 7 | Julià De Jòdar Muñoz | | | |
| Girona | | 33.117 | 8,58% | 1 | |
| 1 | Benet Salellas i Vilar | | | | |
| Lleida | | 18.736 | 8,15% | 1 | |
| 1 | Ramon Usall Santa | | | | |
| Tarragona | | 30.613 | 7,39% | 1 | |
| 1 | Sergi Saladié Gil | | | | |

Avances de participación





| Cataluña | | | | |
|------------------------|-------|------|-----------|------|
| | Mesas | | Censo | |
| Totales | 8.181 | | 5.314.736 | |
| Constituidas | 8.181 | 100% | 5.314.736 | 100% |
| Suspendidas | 0 | 0% | 0 | 0% |
| 1 ^{er} avance | 8.181 | 100% | 5.314.736 | 100% |
| 2 ^o avance | 8.181 | 100% | 5.314.736 | 100% |

Participación

| | | |
|------------------------|--------------|--|
| 1 ^{er} avance | 2015: 35,11% |  |
| | 2012: 29,43% |  |
| 2 ^o avance | 2015: 63,19% |  |
| | 2012: 56,30% |  |





| Barcelona | | | | |
|------------------------|-------|------|-----------|------|
| | Mesas | | Censo | |
| Totales | 5.836 | | 3.972.775 | |
| Constituidas | 5.836 | 100% | 3.972.775 | 100% |
| Suspendidas | 0 | 0% | 0 | 0% |
| 1 ^{er} avance | 5.836 | 100% | 3.972.775 | 100% |
| 2 ^o avance | 5.836 | 100% | 3.972.775 | 100% |

Participación

| | | |
|------------------------|--------------|---|
| 1 ^{er} avance | 2015: 34,72% |  |
| | 2012: 29,41% |  |
| 2 ^o avance | 2015: 63,27% |  |
| | 2012: 56,58% |  |





| Girona | | | | |
|------------------------|-------|------|---------|------|
| | Mesas | | Censo | |
| Totales | 823 | | 495.557 | |
| Constituidas | 823 | 100% | 495.557 | 100% |
| Suspendidas | 0 | 0% | 0 | 0% |
| 1 ^{er} avance | 823 | 100% | 495.557 | 100% |
| 2 ^o avance | 823 | 100% | 495.557 | 100% |

Participación

| | | |
|------------------------|--------------|---|
| 1 ^{er} avance | 2015: 38,47% |  |
| | 2012: 32,55% |  |
| 2 ^o avance | 2015: 65,29% |  |
| | 2012: 59,14% |  |





| Lleida | | | | |
|------------------------|-------|------|---------|------|
| | Mesas | | Censo | |
| Totales | 520 | | 299.113 | |
| Constituidas | 520 | 100% | 299.113 | 100% |
| Suspendidas | 0 | 0% | 0 | 0% |
| 1 ^{er} avance | 520 | 100% | 299.113 | 100% |
| 2 ^o avance | 520 | 100% | 299.113 | 100% |

Participación

| | | |
|------------------------|--------------|---|
| 1 ^{er} avance | 2015: 33,82% |  |
| | 2012: 26,77% |  |
| 2 ^o avance | 2015: 61,13% |  |
| | 2012: 54,03% |  |

| Tarragona | | | | |
|------------------------|-------|------|---------|------|
| | Mesas | | Censo | |
| Totales | 1.002 | | 547.291 | |
| Constituidas | 1.002 | 100% | 547.291 | 100% |
| Suspendidas | 0 | 0% | 0 | 0% |
| 1 ^{er} avance | 1.002 | 100% | 547.291 | 100% |
| 2 ^o avance | 1.002 | 100% | 547.291 | 100% |

Participación

| | | |
|------------------------|--------------|---|
| 1 ^{er} avance | 2015: 35,56% |  |
| | 2012: 28,24% |  |
| 2 ^o avance | 2015: 61,80% |  |
| | 2012: 52,96% |  |



Generalitat de Catalunya