

# 27S | 2015

ELECCIONS AL PARLAMENT  
DE CATALUNYA

---

FINAL  
RESULTS  
REPORT

---



## Table of contents

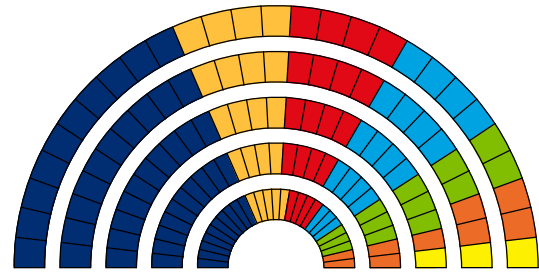
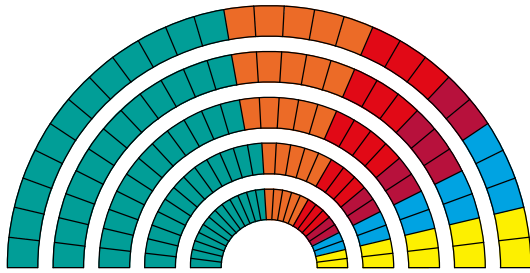
Catalonia . . . . .	1
Constituencies . . . . .	2
Counties . . . . .	6
Lists . . . . .	9
Municipalities of Barcelona . . . . .	12
Municipalities of Girona . . . . .	30
Municipalities of Lleida . . . . .	43
Municipalities of Tarragona . . . . .	56
Summary . . . . .	67
Lists with most votes per constituency . . . . .	68
Lists with most votes per county . . . . .	69
Composition of the Parliament . . . . .	70
Turnout summaries . . . . .	75

# Catalonia

Counted **100%**

	2015		2012	
<b>Votes cast</b>	4.130.196	74,95%	67,76%	
<b>Abstention</b>	1.380.657	25,05%	32,24%	
<b>Spoilt ballots</b>	15.952	0,39%	0,90%	
<b>Blank ballots</b>	21.895	0,53%	1,44%	
<b>Ballots for lists</b>	4.092.349	99,08%	97,65%	

135 Seats to be assigned



2015			
Lists	Votes		Seats
JxSí	1.628.714	39,59%	<b>62</b>
C's	736.364	17,90%	<b>25</b>
PSC	523.283	12,72%	<b>16</b>
CatSíqueesPot	367.613	8,94%	<b>11</b>
PP	349.193	8,49%	<b>11</b>
CUP	337.794	8,21%	<b>10</b>
unio.cat	103.293	2,51%	
PACMA	30.157	0,73%	
RECORTES CERO-ELS VERDS	14.444	0,35%	
GANEMOS	1.167	0,03%	
PIRATA.CAT/XDT	327	0,01%	

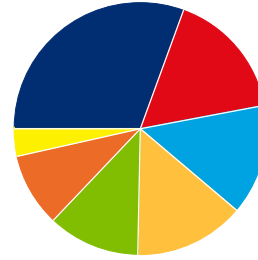
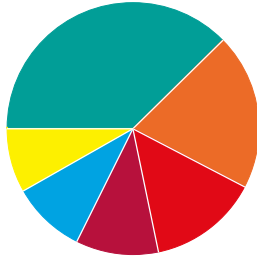
2012			
Seats	Votes		Lists
9	275.007	7,57%	C's
20	524.707	14,43%	PSC-PSOE
19	471.681	12,98%	PP
3	126.435	3,48%	CUP-Alt.Esq.
	20.861	0,57%	PACMA
	18.219	0,50%	PIRATA.CAT
50	1.116.259	30,71%	CiU
21	498.124	13,70%	ERC-Cat Sí
13	359.705	9,90%	ICV-EUiA
	60.107	1,65%	PxC
	46.838	1,29%	SI
	28.288	0,78%	EB
	14.614	0,40%	UPyD
	11.702	0,32%	FARTS.cat
	5.984	0,16%	VD
	2.582	0,07%	U.C.E.
	826	0,02%	PRE-IR
	333	0,01%	SiR







## Barcelona








Counted **100%**

	2015		2012
<b>Votes cast</b>	3.094.362	75,03%	68,00%
<b>Abstention</b>	1.029.987	24,97%	32,00%
<b>Spoilt ballots</b>	10.314	0,33%	0,85%
<b>Blank ballots</b>	15.493	0,50%	1,38%
<b>Ballots for lists</b>	3.068.555	99,17%	97,77%

**85** Seats to be assigned



2015			
Lists	Votes		Seats
 <b>JxSí</b>	1.112.922	36,09%	<b>32</b>
 <b>C's</b>	581.032	18,84%	<b>17</b>
 <b>PSC</b>	421.487	13,67%	<b>12</b>
 <b>CatSíqueesPot</b>	312.527	10,13%	<b>9</b>
 <b>PP</b>	272.804	8,85%	<b>8</b>
 <b>CUP</b>	255.328	8,28%	<b>7</b>
<b>unio.cat</b>	75.700	2,45%	
<b>PACMA</b>	24.426	0,79%	
<b>RECORTES CERO-ELS VERDS</b>	12.329	0,40%	

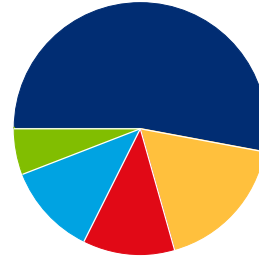
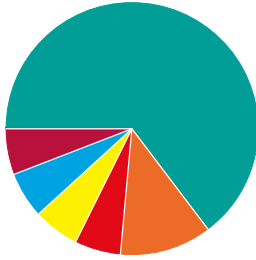
2012					
Seats	Votes		Lists		
8	229.746	8,43%		<b>C's</b>	
14	419.779	15,40%		<b>PSC-PSOE</b>	
12	361.656	13,27%		<b>PP</b>	
3	92.794	3,41%		<b>CUP-Alt.Esq.</b>	
	16.479	0,60%		<b>PACMA</b>	
26	765.330	28,08%		<b>CiU</b>	
12	346.662	12,72%		<b>ERC-Cat Sí</b>	
10	303.625	11,14%		<b>ICV-EUiA</b>	
	51.403	1,89%		<b>PxC</b>	
	32.296	1,19%		<b>SI</b>	
	22.817	0,84%		<b>EB</b>	
	15.241	0,56%		<b>PIRATA.CAT</b>	
	12.147	0,45%		<b>UPyD</b>	
	9.185	0,34%		<b>FARTS.cat</b>	
	5.984	0,22%		<b>VD</b>	
	1.998	0,07%		<b>U.C.E.</b>	

## Girona

Counted **100%**

	2015		2012	
<b>Votes cast</b>	387.913	75,94%	69,29%	
<b>Abstention</b>	122.913	24,06%	30,71%	
<b>Spoilt ballots</b>	2.050	0,53%	0,80%	
<b>Blank ballots</b>	2.068	0,53%	1,24%	
<b>Ballots for lists</b>	383.795	98,94%	97,96%	

17 Seats to be assigned



2015			
Lists	Votes		Seats
JxSí	216.333	56,06%	11
C's	48.346	12,53%	2
PSC	33.416	8,66%	1
CUP	33.117	8,58%	1
PP	22.660	5,87%	1
CatSíqueesPot unio.cat	18.399	4,77%	1
PACMA	8.295	2,15%	
RECORTES CERO-ELS VERDS	1.823	0,47%	
PIRATA.CAT/XDT	759	0,20%	
GANEMOS	327	0,08%	

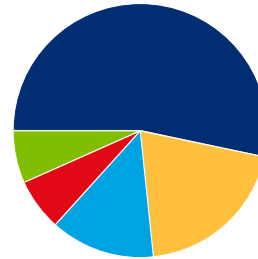
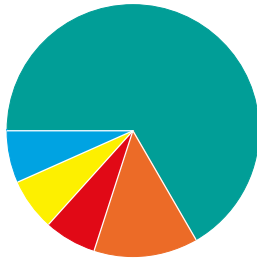
2012			
Seats	Votes		Lists
	12.341	3,58%	C's
2	34.688	10,05%	PSC-PSOE
	14.499	4,20%	CUP-Alt.Esq.
2	33.096	9,59%	PP
	1.565	0,45%	PACMA
	1.137	0,33%	PIRATA.CAT
9	148.237	42,95%	CiU
3	61.358	17,78%	ERC-Cat Sí
1	20.397	5,91%	ICV-EUiA
	6.011	1,74%	SI
	3.377	0,98%	PxC
	1.946	0,56%	EB
	718	0,21%	FARTS.cat
	701	0,20%	UPyD
	525	0,15%	PRE-IR
	207	0,06%	U.C.E.






## Lleida






Counted **100%**

	2015		2012	
<b>Votes cast</b>	231.004	73,63%	66,78%	
<b>Abstention</b>	82.739	26,37%	33,22%	
<b>Spoilt ballots</b>	1.171	0,51%	1,12%	
<b>Blank ballots</b>	1.723	0,75%	1,99%	
<b>Ballots for lists</b>	228.110	98,75%	96,89%	

15 Seats to be assigned



2015			
Lists	Votes		Seats
 JxSí	126.922	55,22%	<b>10</b>
 C's	26.612	11,58%	<b>2</b>
 PSC	19.364	8,43%	<b>1</b>
 CUP	18.736	8,15%	<b>1</b>
 PP	16.761	7,29%	<b>1</b>
CatSíqueesPot	9.879	4,30%	
unio.cat	8.178	3,56%	
PACMA	1.046	0,46%	
RECORTES CERO-ELS VERDS	391	0,17%	
GANEMOS	221	0,10%	

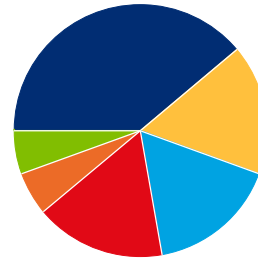
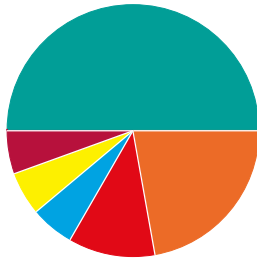
2012			
Seats	Votes		Lists
	6.881	3,33%	C's
<b>1</b>	21.598	10,44%	 PSC-PSOE
	6.302	3,05%	CUP-Alt.Esq.
<b>2</b>	23.338	11,29%	 PP
	752	0,36%	PACMA
<b>8</b>	89.035	43,05%	 CiU
<b>3</b>	36.011	17,41%	 ERC-Cat Sí
<b>1</b>	11.145	5,39%	 ICV-EUiA
	3.038	1,47%	SI
	1.417	0,69%	EB
	1.224	0,59%	PxC
	642	0,31%	PIRATA.CAT
	476	0,23%	FARTS.cat
	393	0,19%	UPyD
	301	0,15%	PRE-IR
	90	0,04%	U.C.E.







## Tarragona








Counted **100%**

	2015		2012	
<b>Votes cast</b>	416.917	74,19%	65,17%	
<b>Abstention</b>	145.018	25,81%	34,83%	
<b>Spoilt ballots</b>	2.417	0,58%	1,29%	
<b>Blank ballots</b>	2.611	0,63%	1,77%	
<b>Ballots for lists</b>	411.889	98,79%	96,94%	

18 Seats to be assigned



2015			
Lists	Votes		Seats
 <b>JxSí</b>	172.537	41,63%	<b>9</b>
 <b>C's</b>	80.374	19,39%	<b>4</b>
 <b>PSC</b>	49.016	11,83%	<b>2</b>
 <b>PP</b>	36.968	8,92%	<b>1</b>
 <b>CUP</b>	30.613	7,39%	<b>1</b>
 <b>CatSíqueesPot unio.cat</b>	26.808	6,47%	<b>1</b>
<b>PACMA</b>	11.120	2,68%	
<b>RECORTES CERO-ELS VERDS</b>	2.862	0,69%	
<b>GANEMOS</b>	965	0,23%	
	626	0,15%	

2012						
Seats	Votes		Lists			
<b>1</b>	26.039	7,27%				 <b>C's</b>
<b>3</b>	48.642	13,58%				 <b>PSC-PSOE</b>
<b>3</b>	53.591	14,96%				 <b>PP</b>
	12.840	3,59%				 <b>CUP-Alt.Esq.</b>
	2.065	0,58%				<b>PACMA</b>
<b>7</b>	113.657	31,74%				 <b>CiU</b>
<b>3</b>	54.093	15,11%				 <b>ERC-Cat Sí</b>
<b>1</b>	24.538	6,85%				 <b>ICV-EUiA</b>
	5.493	1,53%				<b>SI</b>
	4.103	1,15%				<b>PxC</b>
	2.108	0,59%				<b>EB</b>
	1.373	0,38%				<b>UPyD</b>
	1.323	0,37%				<b>FARTS.cat</b>
	1.199	0,33%				<b>PIRATA.CAT</b>
	333	0,09%				<b>SiR</b>
	287	0,08%				<b>U.C.E.</b>

## Counties

	Alt Camp		Alt Empordà		Alt Penedès		Alt Urgell		Alta Ribagorça		Anoia	
Counted	<b>100%</b>		<b>100%</b>		<b>100%</b>		<b>100%</b>		<b>100%</b>		<b>100%</b>	
Votes cast	25.087	78,44%	63.813	75,03%	61.587	80,46%	11.399	73,77%	2.269	77,15%	68.108	78,37%
Abstention	6.894	21,56%	21.237	24,97%	14.957	19,54%	4.053	26,23%	672	22,85%	18.793	21,63%
Spoilt ballots	111	0,44%	299	0,47%	284	0,46%	64	0,56%	13	0,57%	273	0,40%
Blank ballots	157	0,63%	354	0,55%	298	0,48%	91	0,80%	15	0,66%	424	0,62%
Ballots for lists	24.819	98,93%	63.160	98,98%	61.005	99,05%	11.244	98,64%	2.241	98,77%	67.411	98,98%

### Lists

JxSí	13.257	53,08%	32.334	50,91%	31.681	51,68%	6.546	57,75%	1.025	45,43%	29.826	43,97%
C's	3.377	13,52%	10.031	15,79%	6.914	11,28%	988	8,72%	246	10,90%	11.042	16,28%
PSC	2.307	9,24%	5.554	8,74%	6.500	10,60%	1.118	9,86%	294	13,03%	8.432	12,43%
CatSíqueesPot	1.229	4,92%	2.708	4,26%	3.883	6,33%	424	3,74%	136	6,03%	4.946	7,29%
PP	1.566	6,27%	5.239	8,25%	3.503	5,71%	681	6,01%	147	6,52%	5.030	7,42%
CUP	2.162	8,66%	5.300	8,34%	6.500	10,60%	1.053	9,29%	289	12,81%	5.523	8,14%
unio.cat	687	2,75%	1.478	2,33%	1.444	2,36%	371	3,27%	89	3,95%	1.870	2,76%
PACMA	149	0,60%	268	0,42%	387	0,63%	37	0,33%	2	0,09%	506	0,75%
RECORTES CERO-ELS VERDS	53	0,21%	128	0,20%	193	0,31%	16	0,14%	8	0,35%	236	0,35%
GANEMOS	32	0,13%	56	0,09%	-	-	10	0,09%	5	0,22%	-	-
PIRATA.CAT/XDT	-	-	64	0,10%	-	-	-	-	-	-	-	-

	Aran		Bages		Baix Camp		Baix Ebre		Baix Empordà		Baix Llobregat	
Counted	<b>100%</b>		<b>100%</b>		<b>100%</b>		<b>100%</b>		<b>100%</b>		<b>100%</b>	
Votes cast	4.904	70,71%	100.637	78,18%	97.953	76,92%	40.264	73,63%	67.503	76,99%	458.072	77,71%
Abstention	2.031	29,29%	28.095	21,82%	29.396	23,08%	14.423	26,37%	20.170	23,01%	131.370	22,29%
Spoilt ballots	21	0,43%	383	0,38%	449	0,46%	352	0,87%	332	0,49%	1.547	0,34%
Blank ballots	48	0,98%	613	0,61%	524	0,53%	408	1,01%	347	0,51%	2.272	0,50%
Ballots for lists	4.835	98,59%	99.641	99,01%	96.980	99,01%	39.504	98,11%	66.824	98,99%	454.253	99,17%

### Lists

JxSí	1.207	24,72%	52.932	52,80%	40.040	41,06%	21.765	54,53%	36.867	54,89%	119.383	26,15%
C's	1.182	24,21%	12.115	12,08%	21.366	21,91%	3.963	9,93%	9.037	13,45%	107.219	23,49%
PSC	958	19,62%	10.933	10,91%	10.256	10,52%	4.132	10,35%	6.835	10,18%	83.166	18,22%
CatSíqueesPot	259	5,30%	5.841	5,83%	5.417	5,56%	1.959	4,91%	3.024	4,50%	59.087	12,94%
PP	623	12,76%	5.910	5,90%	8.752	8,98%	3.182	7,97%	3.715	5,53%	39.790	8,72%
CUP	309	6,33%	8.595	8,57%	7.571	7,76%	3.021	7,57%	5.393	8,03%	29.411	6,44%
unio.cat	249	5,10%	2.568	2,56%	2.519	2,58%	1.204	3,02%	1.369	2,04%	9.455	2,07%
PACMA	36	0,74%	498	0,50%	715	0,73%	159	0,40%	314	0,47%	4.403	0,96%
RECORTES CERO-ELS VERDS	9	0,18%	249	0,25%	233	0,24%	73	0,18%	130	0,19%	2.339	0,51%
GANEMOS	3	0,06%	-	-	111	0,11%	46	0,12%	70	0,10%	-	-
PIRATA.CAT/XDT	-	-	-	-	-	-	-	-	70	0,10%	-	-

	Baix Penedès		Barcelonès		Berguedà		Cerdanya		Conca de Barberà		Garraf	
Counted	<b>100%</b>		<b>100%</b>		<b>100%</b>		<b>100%</b>		<b>100%</b>		<b>100%</b>	
Votes cast	51.013	72,87%	1.198.964	76,08%	25.143	80,54%	9.906	78,12%	12.314	81,25%	78.116	75,84%
Abstention	18.994	27,13%	377.063	23,92%	6.074	19,46%	2.774	21,88%	2.841	18,75%	24.890	24,16%
Spoilt ballots	397	0,78%	3.769	0,31%	113	0,45%	55	0,56%	78	0,63%	239	0,31%
Blank ballots	261	0,51%	5.725	0,48%	146	0,58%	74	0,75%	76	0,62%	363	0,46%
Ballots for lists	50.355	98,71%	1.189.470	99,21%	24.884	98,97%	9.777	98,70%	12.160	98,75%	77.514	99,23%

### Lists

JxSí	16.529	32,66%	390.141	32,64%	16.735	66,86%	5.859	59,48%	8.142	66,54%	27.967	35,91%
C's	11.748	23,21%	222.666	18,63%	1.021	4,08%	1.263	12,82%	834	6,82%	16.317	20,95%
PSC	7.732	15,28%	164.736	13,78%	1.638	6,54%	582	5,91%	773	6,32%	10.191	13,09%
CatSíqueesPot	4.569	9,03%	126.856	10,61%	801	3,20%	259	2,63%	371	3,03%	7.129	9,15%
PP	4.691	9,27%	131.972	11,04%	1.137	4,54%	640	6,50%	509	4,16%	5.707	7,33%
CUP	3.341	6,60%	107.120	8,96%	2.700	10,79%	814	8,26%	1.106	9,04%	7.520	9,66%
unio.cat	1.013	2,00%	32.115	2,69%	747	2,98%	283	2,87%	349	2,85%	1.859	2,39%
PACMA	419	0,83%	9.069	0,76%	84	0,34%	48	0,49%	49	0,40%	554	0,71%
RECORTES CERO-ELS VERDS	153	0,30%	4.795	0,40%	21	0,08%	15	0,15%	15	0,12%	270	0,35%
GANEMOS	160	0,32%	-	-	0	0%	3	0,03%	12	0,10%	-	-
PIRATA.CAT/XDT	-	-	-	-	-	-	11	0,11%	-	-	-	-



## Counties

	Garrigues		Garrotxa		Gironès		Maresme		Moianès		Montsià	
Counted	<b>100%</b>		<b>100%</b>		<b>100%</b>		<b>100%</b>		<b>100%</b>		<b>100%</b>	
Votes cast	11.748	80,88%	32.473	81,22%	95.109	79,56%	250.836	78,86%	8.184	82,70%	34.601	73,59%
Abstention	2.777	19,12%	7.510	18,78%	24.432	20,44%	67.249	21,14%	1.712	17,30%	12.416	26,41%
Spoilt ballots	56	0,48%	135	0,42%	400	0,42%	810	0,32%	34	0,42%	279	0,81%
Blank ballots	84	0,72%	197	0,61%	509	0,54%	1.245	0,50%	54	0,66%	357	1,03%
Ballots for lists	11.608	98,81%	32.141	98,98%	94.200	99,04%	248.781	99,18%	8.096	98,92%	33.965	98,16%

### Lists

JxSí	7.890	67,48%	22.399	69,27%	53.355	56,34%	111.964	44,78%	5.366	65,84%	17.514	51,03%
C's	648	5,54%	1.625	5,03%	11.596	12,24%	41.906	16,76%	465	5,71%	3.745	10,91%
PSC	633	5,41%	2.054	6,35%	8.053	8,50%	27.675	11,07%	468	5,74%	3.871	11,28%
CatSiqueesPot	321	2,75%	999	3,09%	4.209	4,44%	18.256	7,30%	294	3,61%	1.816	5,29%
PP	590	5,05%	1.245	3,85%	4.933	5,21%	20.055	8,02%	340	4,17%	3.066	8,93%
CUP	1.086	9,29%	2.958	9,15%	9.227	9,74%	19.999	8,00%	921	11,30%	2.776	8,09%
unio.cat	387	3,31%	691	2,14%	2.049	2,16%	6.307	2,52%	205	2,52%	995	2,90%
PACMA	29	0,25%	80	0,25%	473	0,50%	1.805	0,72%	30	0,37%	103	0,30%
RECORTES CERO-ELS VERDS	9	0,08%	35	0,11%	168	0,18%	814	0,33%	7	0,09%	42	0,12%
GANEMOS	15	0,13%	34	0,11%	53	0,06%	-	-	-	-	37	0,11%
PIRATA.CAT/XDT	-	-	21	0,06%	84	0,09%	-	-	-	-	-	-

	Noguera		Osona		Pallars Jussà		Pallars Sobirà		Pla de l'Estany		Pla d'Urgell	
Counted	<b>100%</b>		<b>100%</b>		<b>100%</b>		<b>100%</b>		<b>100%</b>		<b>100%</b>	
Votes cast	21.653	79,10%	90.585	82,60%	7.683	77,19%	4.345	81,46%	18.156	83,53%	19.698	80,01%
Abstention	5.721	20,90%	19.086	17,40%	2.271	22,81%	989	18,54%	3.580	16,47%	4.921	19,99%
Spoilt ballots	113	0,52%	261	0,29%	35	0,46%	19	0,44%	68	0,37%	118	0,60%
Blank ballots	201	0,93%	476	0,53%	58	0,75%	35	0,81%	79	0,44%	147	0,75%
Ballots for lists	21.339	98,55%	89.848	99,19%	7.590	98,79%	4.291	98,76%	18.009	99,19%	19.433	98,65%

### Lists

JxSí	13.617	63,22%	62.136	68,79%	4.904	64,12%	2.657	61,42%	13.198	72,97%	12.944	66,11%
C's	1.777	8,25%	5.616	6,22%	432	5,65%	180	4,16%	822	4,54%	1.621	8,28%
PSC	1.349	6,26%	5.144	5,70%	650	8,50%	258	5,96%	655	3,62%	1.193	6,09%
CatSiqueesPot	705	3,27%	2.737	3,03%	258	3,37%	162	3,74%	463	2,56%	643	3,28%
PP	1.510	7,01%	3.494	3,87%	325	4,25%	154	3,56%	617	3,41%	1.010	5,16%
CUP	1.574	7,31%	8.001	8,86%	730	9,54%	729	16,85%	1.829	10,11%	1.329	6,79%
unio.cat	711	3,30%	2.332	2,58%	258	3,37%	128	2,96%	352	1,95%	597	3,05%
PACMA	54	0,25%	269	0,30%	22	0,29%	16	0,37%	42	0,23%	59	0,30%
RECORTES CERO-ELS VERDS	22	0,10%	119	0,13%	5	0,07%	7	0,16%	17	0,09%	21	0,11%
GANEMOS	20	0,09%	0	0%	6	0,08%	0	0%	9	0,05%	16	0,08%
PIRATA.CAT/XDT	-	-	0	0%	-	-	-	-	5	0,03%	-	-

	Priorat		Ribera d'Ebre		Ripollès		Segarra		Segrià		Selva	
Counted	<b>100%</b>		<b>100%</b>		<b>100%</b>		<b>100%</b>		<b>100%</b>		<b>100%</b>	
Votes cast	6.181	85,63%	13.285	80,35%	16.413	82,29%	11.145	78,72%	105.228	74,92%	85.209	76,32%
Abstention	1.037	14,37%	3.248	19,65%	3.533	17,71%	3.012	21,28%	35.225	25,08%	26.436	23,68%
Spoilt ballots	19	0,31%	109	0,82%	63	0,38%	71	0,64%	499	0,47%	706	0,83%
Blank ballots	45	0,73%	117	0,88%	85	0,52%	70	0,63%	738	0,70%	424	0,50%
Ballots for lists	6.117	98,96%	13.059	98,30%	16.265	99,10%	11.004	98,73%	103.991	98,82%	84.079	98,67%

### Lists

JxSí	4.088	66,34%	8.016	60,84%	10.765	65,84%	6.986	63,08%	49.117	46,90%	41.735	49,39%
C's	185	3,00%	878	6,66%	1.219	7,46%	893	8,06%	16.591	15,84%	12.986	15,37%
PSC	360	5,84%	1.226	9,30%	1.171	7,16%	573	5,17%	10.659	10,18%	8.621	10,20%
CatSiqueesPot	182	2,95%	548	4,16%	528	3,23%	356	3,21%	5.632	5,38%	6.256	7,40%
PP	233	3,78%	744	5,65%	681	4,17%	728	6,57%	9.408	8,98%	5.642	6,68%
CUP	809	13,13%	1.151	8,74%	1.348	8,24%	1.036	9,36%	7.630	7,29%	6.287	7,44%
unio.cat	237	3,85%	412	3,13%	462	2,83%	373	3,37%	3.947	3,77%	1.616	1,91%
PACMA	16	0,26%	46	0,35%	52	0,32%	37	0,33%	660	0,63%	552	0,65%
RECORTES CERO-ELS VERDS	4	0,06%	25	0,19%	19	0,12%	17	0,15%	240	0,23%	240	0,28%
GANEMOS	3	0,05%	13	0,10%	8	0,05%	5	0,05%	107	0,10%	85	0,10%
PIRATA.CAT/XDT	-	-	-	-	12	0,07%	-	-	-	-	59	0,07%

## Counties

	Solsonès		Tarragonès		Terra Alta		Urgell		Vallès Occidental		Vallès Oriental	
Counted	<b>100%</b>		<b>100%</b>		<b>100%</b>		<b>100%</b>		<b>100%</b>		<b>100%</b>	
Votes cast	7.811	80,16%	127.979	76,05%	7.274	80,08%	19.403	78,35%	513.213	78,74%	230.151	78,91%
Abstention	1.933	19,84%	40.299	23,95%	1.809	19,92%	5.362	21,65%	138.579	21,26%	61.509	21,09%
Spoilt ballots	43	0,55%	548	0,43%	71	0,98%	94	0,48%	1.659	0,32%	860	0,37%
Blank ballots	63	0,81%	570	0,45%	92	1,26%	154	0,79%	2.572	0,50%	1.276	0,55%
Ballots for lists	7.705	98,64%	126.861	99,13%	7.111	97,76%	19.155	98,72%	508.982	99,18%	228.015	99,07%

### Lists

JxSí	5.250	67,58%	38.613	30,30%	4.062	56,39%	12.296	63,68%	169.484	33,13%	90.228	39,35%
C's	462	5,95%	33.801	26,52%	376	5,22%	1.380	7,15%	111.653	21,83%	42.749	18,64%
PSC	364	4,69%	17.724	13,91%	555	7,71%	1.129	5,85%	72.082	14,09%	29.654	12,93%
CatSíqueesPot	221	2,85%	10.372	8,14%	282	3,92%	635	3,29%	59.711	11,67%	21.898	9,55%
PP	348	4,48%	13.339	10,47%	816	11,33%	1.090	5,65%	37.831	7,40%	17.347	7,57%
CUP	745	9,59%	7.970	6,25%	623	8,65%	1.863	9,65%	39.407	7,70%	18.512	8,07%
unio.cat	272	3,50%	3.301	2,59%	374	5,19%	673	3,49%	11.591	2,27%	4.929	2,15%
PACMA	29	0,37%	1.187	0,93%	9	0,12%	49	0,25%	4.867	0,95%	1.830	0,80%
RECORTES CERO-ELS VERDS	7	0,09%	349	0,27%	8	0,11%	18	0,09%	2.356	0,46%	868	0,38%
GANEMOS	7	0,09%	205	0,16%	6	0,08%	22	0,11%	-	-	-	-
PIRATA.CAT/XDT	-	-	-	-	-	-	-	-	-	-	-	-

## Lists

### Counted

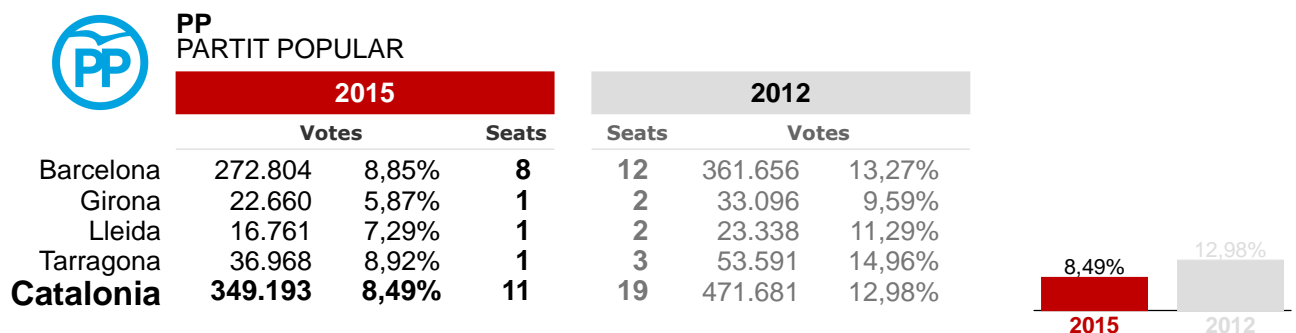
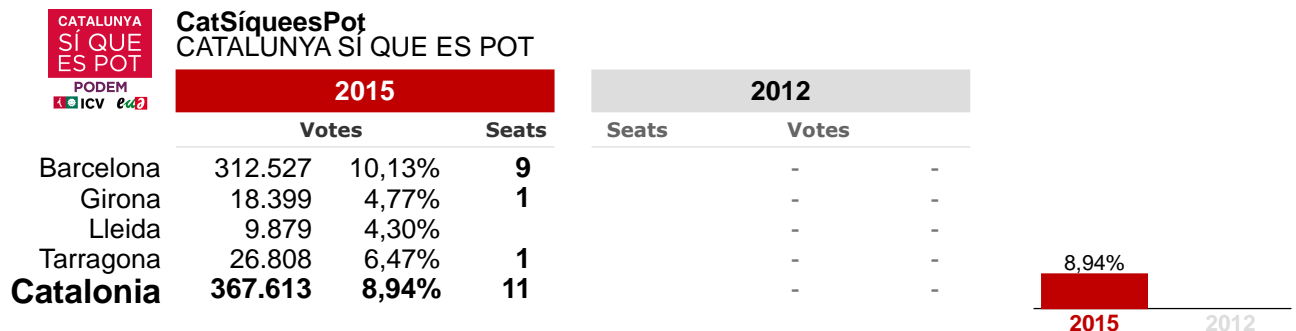
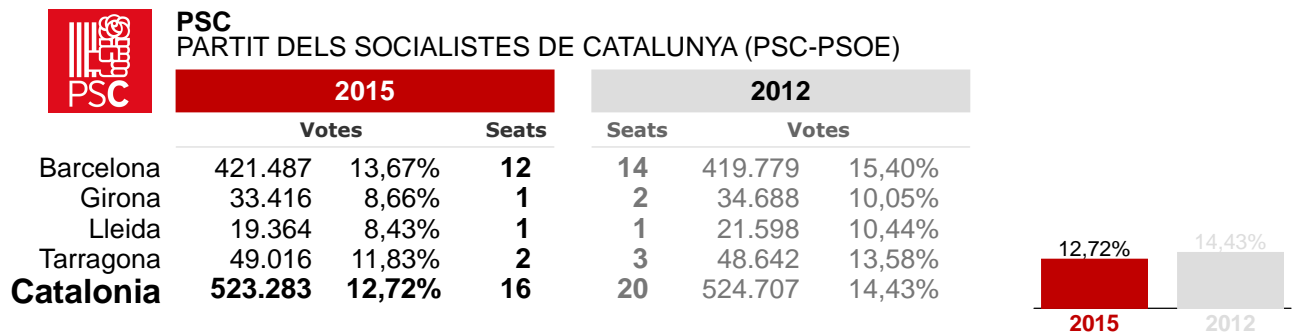
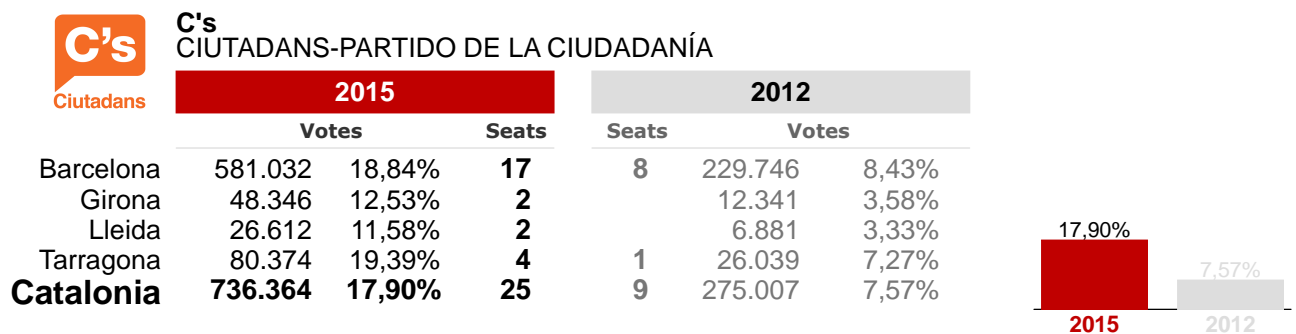
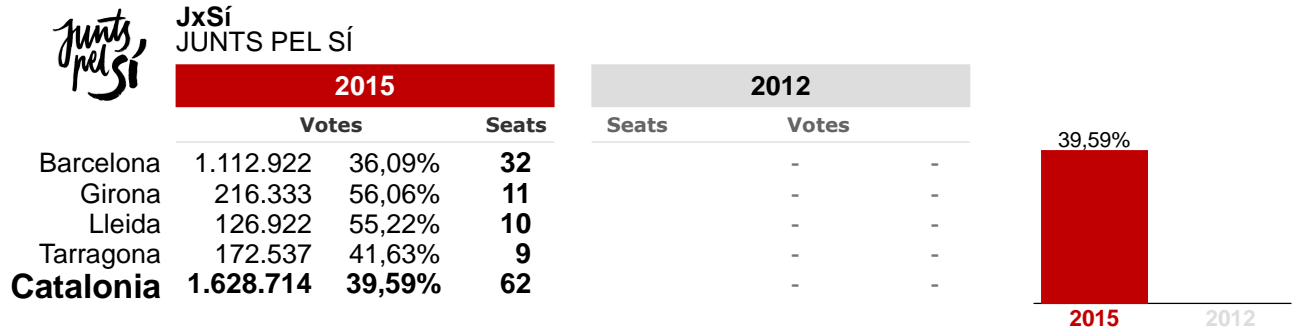
Catalonia: 100%

Barcelona: 100%

Girona: 100%

Lleida: 100%

Tarragona: 100%



## Lists

### Counted

Catalonia: 100%

Barcelona: 100%

Girona: 100%

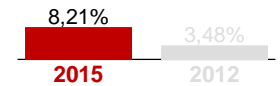
Lleida: 100%

Tarragona: 100%



#### CUP CANDIDATURA D'UNITAT POPULAR

	2015			2012		
	Votes		Seats	Seats	Votes	
Barcelona	255.328	8,28%	7	3	92.794	3,41%
Girona	33.117	8,58%	1		14.499	4,20%
Lleida	18.736	8,15%	1		6.302	3,05%
Tarragona	30.613	7,39%	1		12.840	3,59%
<b>Catalonia</b>	<b>337.794</b>	<b>8,21%</b>	<b>10</b>	<b>3</b>	<b>126.435</b>	<b>3,48%</b>



#### unio.cat UNIÓ DEMOCRÀTICA DE CATALUNYA

	2015			2012		
	Votes		Seats	Seats	Votes	
Barcelona	75.700	2,45%			-	-
Girona	8.295	2,15%			-	-
Lleida	8.178	3,56%			-	-
Tarragona	11.120	2,68%			-	-
<b>Catalonia</b>	<b>103.293</b>	<b>2,51%</b>			-	-



#### PACMA PARTIT ANIMALISTA CONTRA EL MALTRACTAMENT ANIMAL

	2015			2012		
	Votes		Seats	Seats	Votes	
Barcelona	24.426	0,79%			16.479	0,60%
Girona	1.823	0,47%			1.565	0,45%
Lleida	1.046	0,46%			752	0,36%
Tarragona	2.862	0,69%			2.065	0,58%
<b>Catalonia</b>	<b>30.157</b>	<b>0,73%</b>			<b>20.861</b>	<b>0,57%</b>



#### RECORTES CERO-ELS VERDS RECORTES CERO-ELS VERDS

	2015			2012		
	Votes		Seats	Seats	Votes	
Barcelona	12.329	0,40%			-	-
Girona	759	0,20%			-	-
Lleida	391	0,17%			-	-
Tarragona	965	0,23%			-	-
<b>Catalonia</b>	<b>14.444</b>	<b>0,35%</b>			-	-



#### GANEMOS GUANYEM CATALUNYA

	2015			2012		
	Votes		Seats	Seats	Votes	
Barcelona	-	-			-	-
Girona	320	0,08%			-	-
Lleida	221	0,10%			-	-
Tarragona	626	0,15%			-	-
<b>Catalonia</b>	<b>1.167</b>	<b>0,03%</b>			-	-



## Lists

### Counted

Catalonia: 100%

Barcelona: 100%

Girona: 100%

Lleida: 100%

Tarragona: 100%



**PIRATA.CAT/XDT**  
PIRATES DE CATALUNYA - PER DECIDIR-HO TOT

	2015		2012		
	Votes	Seats	Seats	Votes	
Barcelona	-	-		15.241	0,56%
Girona	327	0,08%		1.137	0,33%
Lleida	-	-		642	0,31%
Tarragona	-	-		1.199	0,33%
<b>Catalonia</b>	<b>327</b>	<b>0,01%</b>		<b>18.219</b>	<b>0,50%</b>
					<u>0,01%</u>
					<b>2015</b>
					<u>0,50%</u>
					2012

## Municipalities of Barcelona

	Residents abroad		Abrera		Aguilar de Segarra		Aiguafreda		Alella		Alpens	
Counted		<b>100%</b>		<b>100%</b>		<b>100%</b>		<b>100%</b>		<b>100%</b>		<b>100%</b>
Votes cast	11.081	7,31%	7.073	80,12%	164	80,79%	1.640	83,72%	5.885	82,68%	218	93,16%
Abstention	140.468	92,69%	1.755	19,88%	39	19,21%	319	16,28%	1.233	17,32%	16	6,84%
Spoilt ballots	82	0,74%	28	0,40%	0	0%	7	0,43%	15	0,25%	0	0%
Blank ballots	31	0,28%	40	0,57%	1	0,61%	6	0,37%	28	0,48%	0	0%
Ballots for lists	10.968	98,98%	7.005	99,04%	163	99,39%	1.627	99,21%	5.842	99,27%	218	100%

### Lists

JxSí	5.678	51,62%	1.685	23,92%	121	73,78%	1.048	64,18%	3.149	53,65%	175	80,28%
C's	1.159	10,54%	1.771	25,14%	4	2,44%	82	5,02%	852	14,51%	1	0,46%
PSC	815	7,41%	1.275	18,10%	0	0%	108	6,61%	382	6,51%	3	1,38%
CatSíqueesPot	1.027	9,34%	938	13,31%	5	3,05%	83	5,08%	264	4,50%	4	1,83%
PP	629	5,72%	619	8,79%	4	2,44%	84	5,14%	481	8,19%	0	0%
CUP	1.189	10,81%	453	6,43%	18	10,98%	159	9,74%	469	7,99%	29	13,30%
unio.cat	297	2,70%	131	1,86%	10	6,10%	54	3,31%	207	3,53%	6	2,75%
PACMA	112	1,02%	82	1,16%	0	0%	8	0,49%	30	0,51%	0	0%
RECORTES CERO-ELS VERDS	62	0,56%	51	0,72%	1	0,61%	1	0,06%	8	0,14%	0	0%

	Ametlla del Vallès, l'		Arenys de Mar		Arenys de Munt		Argençola		Argentona		Artés	
Counted		<b>100%</b>		<b>100%</b>		<b>100%</b>		<b>100%</b>		<b>100%</b>		<b>100%</b>
Votes cast	5.062	82,22%	8.806	77,02%	5.354	82,19%	152	80,85%	7.454	81,71%	3.372	80,32%
Abstention	1.095	17,78%	2.627	22,98%	1.160	17,81%	36	19,15%	1.669	18,29%	826	19,68%
Spoilt ballots	9	0,18%	27	0,31%	19	0,35%	4	2,63%	22	0,30%	18	0,53%
Blank ballots	18	0,36%	41	0,47%	21	0,39%	1	0,66%	37	0,50%	20	0,59%
Ballots for lists	5.035	99,47%	8.738	99,23%	5.314	99,25%	147	96,71%	7.395	99,21%	3.334	98,87%

### Lists

JxSí	2.966	58,70%	4.758	54,20%	3.312	62,08%	97	65,54%	3.590	48,30%	2.004	59,75%
C's	659	13,04%	909	10,35%	457	8,57%	4	2,70%	1.066	14,34%	337	10,05%
PSC	291	5,76%	780	8,88%	348	6,52%	1	0,68%	674	9,07%	254	7,57%
CatSíqueesPot	261	5,17%	493	5,62%	235	4,40%	0	0%	389	5,23%	144	4,29%
PP	288	5,70%	687	7,83%	282	5,29%	8	5,41%	595	8,01%	153	4,56%
CUP	379	7,50%	803	9,15%	513	9,62%	27	18,24%	797	10,72%	338	10,08%
unio.cat	158	3,13%	248	2,82%	131	2,46%	8	5,41%	216	2,91%	87	2,59%
PACMA	23	0,46%	41	0,47%	23	0,43%	1	0,68%	47	0,63%	14	0,42%
RECORTES CERO-ELS VERDS	10	0,20%	19	0,22%	13	0,24%	1	0,68%	21	0,28%	3	0,09%

	Avià		Avinyó		Avinyonet del Penedès		Badalona		Badia del Vallès		Bagà	
Counted		<b>100%</b>		<b>100%</b>		<b>100%</b>		<b>100%</b>		<b>100%</b>		<b>100%</b>
Votes cast	1.508	85,88%	1.434	85,66%	997	81,45%	117.655	75,46%	7.623	72,03%	1.493	81,85%
Abstention	248	14,12%	240	14,34%	227	18,55%	38.256	24,54%	2.960	27,97%	331	18,15%
Spoilt ballots	6	0,40%	4	0,28%	6	0,60%	424	0,36%	38	0,50%	11	0,74%
Blank ballots	10	0,66%	18	1,26%	5	0,50%	479	0,41%	38	0,50%	10	0,67%
Ballots for lists	1.492	98,94%	1.412	98,47%	986	98,90%	116.752	99,23%	7.547	99,00%	1.472	98,59%

### Lists

JxSí	1.127	75,03%	1.055	73,78%	604	60,95%	28.782	24,55%	728	9,60%	898	60,59%
C's	42	2,80%	28	1,96%	108	10,90%	19.827	16,91%	1.912	25,21%	117	7,89%
PSC	31	2,06%	74	5,17%	73	7,37%	17.022	14,52%	2.075	27,36%	154	10,39%
CatSíqueesPot	41	2,73%	23	1,61%	49	4,94%	13.335	11,37%	1.359	17,92%	48	3,24%
PP	33	2,20%	54	3,78%	50	5,05%	26.642	22,73%	840	11,07%	51	3,44%
CUP	176	11,72%	122	8,53%	80	8,07%	7.621	6,50%	379	5,00%	156	10,53%
unio.cat	41	2,73%	56	3,92%	16	1,61%	1.943	1,66%	71	0,94%	45	3,04%
PACMA	1	0,07%	0	0%	5	0,50%	1.035	0,88%	118	1,56%	2	0,13%
RECORTES CERO-ELS VERDS	0	0%	0	0%	1	0,10%	545	0,46%	65	0,86%	1	0,07%

## Municipalities of Barcelona

	Balenyà		Balsareny		Barberà del Vallès		Barcelona		Barcelona - Ciutat Vella		Barcelona - Eixample	
Counted		100%		100%		100%		100%		100%		100%
Votes cast	2.228	80,87%	2.091	78,88%	19.229	78,76%	879.585	77,08%	30.426	61,32%	147.309	79,02%
Abstention	527	19,13%	560	21,12%	5.186	21,24%	261.476	22,92%	19.192	38,68%	39.115	20,98%
Spoilt ballots	8	0,36%	5	0,24%	63	0,33%	2.581	0,29%	106	0,35%	396	0,27%
Blank ballots	9	0,40%	15	0,72%	100	0,52%	4.249	0,48%	146	0,48%	660	0,45%
Ballots for lists	2.211	99,24%	2.071	99,04%	19.066	99,15%	872.755	99,22%	30.174	99,17%	146.253	99,28%

### Lists

JxSí	1.300	58,56%	1.032	49,47%	3.829	19,98%	326.376	37,21%	9.765	32,21%	65.720	44,73%
C's	186	8,38%	276	13,23%	5.223	27,25%	155.361	17,71%	4.325	14,26%	22.062	15,02%
PSC	238	10,72%	227	10,88%	3.432	17,91%	100.806	11,49%	4.044	13,34%	12.842	8,74%
CatSíqueesPot	99	4,46%	176	8,44%	2.967	15,48%	85.841	9,79%	3.907	12,89%	11.914	8,11%
PP	111	5,00%	93	4,46%	1.686	8,80%	80.529	9,18%	2.732	9,01%	11.983	8,16%
CUP	201	9,05%	197	9,44%	1.238	6,46%	87.774	10,01%	4.262	14,06%	15.439	10,51%
unio.cat	57	2,57%	49	2,35%	375	1,96%	26.992	3,08%	624	2,06%	5.142	3,50%
PACMA	12	0,54%	8	0,38%	215	1,12%	6.093	0,69%	339	1,12%	789	0,54%
RECORTES CERO-ELS VERDS	7	0,32%	13	0,62%	101	0,53%	2.983	0,34%	176	0,58%	362	0,25%

	Barcelona - Gràcia		Barcelona - Horta-Guinardó		Barcelona - Les Corts		Barcelona - Nou Barris		Barcelona - Sant Andreu		Barcelona - Sant Martí	
Counted		100%		100%		100%		100%		100%		100%
Votes cast	69.964	79,78%	96.599	76,52%	51.392	82,82%	86.415	72,17%	86.003	78,38%	129.150	77,36%
Abstention	17.734	20,22%	29.639	23,48%	10.661	17,18%	33.315	27,83%	23.724	21,62%	37.802	22,64%
Spoilt ballots	173	0,25%	308	0,32%	123	0,24%	314	0,36%	260	0,30%	414	0,32%
Blank ballots	370	0,53%	493	0,51%	238	0,46%	402	0,47%	376	0,44%	673	0,52%
Ballots for lists	69.421	99,22%	95.798	99,17%	51.031	99,30%	85.699	99,17%	85.367	99,26%	128.063	99,16%

### Lists

JxSí	32.137	46,05%	32.003	33,24%	21.812	42,54%	18.768	21,80%	29.016	33,84%	44.115	34,27%
C's	8.475	12,14%	17.454	18,13%	10.229	19,95%	19.552	22,71%	15.772	18,39%	23.291	18,09%
PSC	5.649	8,09%	13.116	13,62%	4.273	8,33%	15.905	18,47%	11.456	13,36%	17.345	13,47%
CatSíqueesPot	6.049	8,67%	10.751	11,17%	2.821	5,50%	11.891	13,81%	9.827	11,46%	14.909	11,58%
PP	4.329	6,20%	8.828	9,17%	5.557	10,84%	10.333	12,00%	7.586	8,85%	11.381	8,84%
CUP	10.217	14,64%	10.249	10,64%	3.660	7,14%	6.381	7,41%	8.812	10,28%	12.783	9,93%
unio.cat	1.997	2,86%	2.205	2,29%	2.330	4,54%	1.589	1,85%	1.892	2,21%	2.742	2,13%
PACMA	397	0,57%	808	0,84%	253	0,49%	819	0,95%	650	0,76%	999	0,78%
RECORTES CERO-ELS VERDS	171	0,25%	384	0,40%	96	0,19%	461	0,54%	356	0,42%	498	0,39%

	Barcelona - Sants-Montjuïc		Barcelona - Sarrià-Sant Gervasi		Begues		Bellprat		Berga		Bigues i Riells	
Counted		100%		100%		100%		100%		100%		100%
Votes cast	94.145	74,22%	88.182	83,37%	4.094	84,19%	57	82,61%	9.538	77,79%	5.255	78,87%
Abstention	32.708	25,78%	17.586	16,63%	769	15,81%	12	17,39%	2.723	22,21%	1.408	21,13%
Spoilt ballots	299	0,32%	188	0,21%	7	0,17%	0	0%	34	0,36%	22	0,42%
Blank ballots	435	0,46%	456	0,52%	18	0,44%	1	1,75%	47	0,49%	44	0,84%
Ballots for lists	93.411	99,22%	87.538	99,27%	4.069	99,39%	56	98,25%	9.457	99,15%	5.189	98,74%

### Lists

JxSí	34.598	36,87%	38.442	43,69%	1.937	47,39%	32	56,14%	6.158	64,79%	2.337	44,66%
C's	15.174	16,17%	19.027	21,62%	696	17,03%	6	10,53%	423	4,45%	935	17,87%
PSC	11.518	12,27%	4.658	5,29%	297	7,27%	5	8,77%	617	6,49%	440	8,41%
CatSíqueesPot	10.498	11,19%	3.274	3,72%	332	8,12%	4	7,02%	361	3,80%	455	8,69%
PP	7.828	8,34%	9.972	11,33%	260	6,36%	0	0%	490	5,16%	415	7,93%
CUP	10.655	11,35%	5.316	6,04%	403	9,86%	6	10,53%	1.117	11,75%	411	7,85%
unio.cat	2.034	2,17%	6.437	7,32%	110	2,69%	3	5,26%	237	2,49%	134	2,56%
PACMA	735	0,78%	304	0,35%	27	0,66%	0	0%	46	0,48%	44	0,84%
RECORTES CERO-ELS VERDS	371	0,40%	108	0,12%	7	0,17%	0	0%	8	0,08%	18	0,34%

## Municipalities of Barcelona

	<b>Borredà</b>		<b>Bruc, el</b>		<b>Brull, el</b>		<b>Cabanyes, les</b>		<b>Cabrera d'Anoia</b>		<b>Cabrera de Mar</b>	
Counted		<b>100%</b>		<b>100%</b>		<b>100%</b>		<b>100%</b>		<b>100%</b>		<b>100%</b>
Votes cast	330	85,49%	1.184	79,68%	167	88,83%	591	85,65%	761	73,31%	2.980	86,86%
Abstention	56	14,51%	302	20,32%	21	11,17%	99	14,35%	277	26,69%	451	13,14%
Spoilt ballots	0	0%	2	0,17%	0	0%	4	0,68%	0	0%	9	0,30%
Blank ballots	2	0,61%	3	0,25%	0	0%	3	0,51%	2	0,26%	18	0,60%
Ballots for lists	328	99,39%	1.179	99,58%	167	100%	584	98,82%	759	99,74%	2.953	99,09%

### Lists

JxSí	221	66,97%	539	45,60%	128	76,65%	338	57,58%	220	28,91%	1.769	59,54%
C's	9	2,73%	158	13,37%	5	2,99%	56	9,54%	93	12,22%	340	11,44%
PSC	21	6,36%	96	8,12%	0	0%	51	8,69%	160	21,02%	174	5,86%
CatSiqueesPot	0	0%	83	7,02%	4	2,40%	29	4,94%	116	15,24%	93	3,13%
PP	7	2,12%	71	6,01%	4	2,40%	36	6,13%	83	10,91%	194	6,53%
CUP	52	15,76%	190	16,07%	22	13,17%	63	10,73%	64	8,41%	230	7,74%
unio.cat	18	5,45%	33	2,79%	4	2,40%	9	1,53%	11	1,45%	140	4,71%
PACMA	0	0%	8	0,68%	0	0%	2	0,34%	9	1,18%	10	0,34%
RECORTES CERO-ELS VERDS	0	0%	1	0,08%	0	0%	0	0%	3	0,39%	3	0,10%

	<b>Cabrils</b>		<b>Calaf</b>		<b>Calders</b>		<b>Caldes de Montbui</b>		<b>Caldes d'Estrac</b>		<b>Caleta</b>	
Counted		<b>100%</b>		<b>100%</b>		<b>100%</b>		<b>100%</b>		<b>100%</b>		<b>100%</b>
Votes cast	4.317	84,78%	1.907	82,77%	634	82,88%	10.169	79,56%	1.557	78,24%	9.364	75,36%
Abstention	775	15,22%	397	17,23%	131	17,12%	2.612	20,44%	433	21,76%	3.061	24,64%
Spoilt ballots	6	0,14%	13	0,68%	1	0,16%	32	0,31%	6	0,39%	12	0,13%
Blank ballots	22	0,51%	14	0,73%	3	0,47%	64	0,63%	6	0,39%	41	0,44%
Ballots for lists	4.289	99,35%	1.880	98,58%	630	99,37%	10.073	99,06%	1.545	99,23%	9.311	99,43%

### Lists

JxSí	2.580	59,85%	1.171	61,83%	476	75,20%	4.871	48,05%	825	53,19%	4.886	52,25%
C's	623	14,45%	103	5,44%	13	2,05%	1.422	14,03%	167	10,77%	1.147	12,26%
PSC	200	4,64%	156	8,24%	28	4,42%	1.127	11,12%	174	11,22%	914	9,77%
CatSiqueesPot	142	3,29%	97	5,12%	12	1,90%	694	6,85%	87	5,61%	513	5,49%
PP	225	5,22%	136	7,18%	28	4,42%	670	6,61%	91	5,87%	748	8,00%
CUP	342	7,93%	128	6,76%	63	9,95%	930	9,17%	133	8,58%	744	7,96%
unio.cat	157	3,64%	75	3,96%	10	1,58%	257	2,54%	59	3,80%	246	2,63%
PACMA	13	0,30%	7	0,37%	0	0%	81	0,80%	6	0,39%	74	0,79%
RECORTES CERO-ELS VERDS	7	0,16%	7	0,37%	0	0%	21	0,21%	3	0,19%	39	0,42%

	<b>Calldetenes</b>		<b>Callús</b>		<b>Calonge de Segarra</b>		<b>Campins</b>		<b>Canet de Mar</b>		<b>Canovelles</b>	
Counted		<b>100%</b>		<b>100%</b>		<b>100%</b>		<b>100%</b>		<b>100%</b>		<b>100%</b>
Votes cast	1.594	86,12%	1.168	79,19%	132	82,50%	302	84,12%	8.322	77,66%	7.645	74,12%
Abstention	257	13,88%	307	20,81%	28	17,50%	57	15,88%	2.394	22,34%	2.670	25,88%
Spoilt ballots	1	0,06%	7	0,60%	0	0%	2	0,66%	30	0,36%	37	0,48%
Blank ballots	12	0,75%	13	1,11%	1	0,76%	1	0,33%	32	0,38%	43	0,56%
Ballots for lists	1.581	99,18%	1.148	98,29%	131	99,24%	299	99,01%	8.260	99,25%	7.565	98,95%

### Lists

JxSí	1.220	76,59%	749	64,51%	104	78,79%	193	64,33%	4.370	52,70%	1.649	21,67%
C's	46	2,89%	89	7,67%	4	3,03%	15	5,00%	977	11,78%	2.130	28,00%
PSC	49	3,08%	82	7,06%	4	3,03%	7	2,33%	700	8,44%	1.637	21,52%
CatSiqueesPot	31	1,95%	60	5,17%	2	1,52%	20	6,67%	496	5,98%	752	9,88%
PP	59	3,70%	37	3,19%	3	2,27%	8	2,67%	683	8,24%	784	10,30%
CUP	137	8,60%	103	8,87%	8	6,06%	48	16,00%	738	8,90%	354	4,65%
unio.cat	35	2,20%	23	1,98%	6	4,55%	5	1,67%	218	2,63%	139	1,83%
PACMA	4	0,25%	1	0,09%	0	0%	1	0,33%	56	0,68%	76	1,00%
RECORTES CERO-ELS VERDS	0	0%	4	0,34%	0	0%	2	0,67%	22	0,27%	44	0,58%



## Municipalities of Barcelona

	<b>Cànoves i Samalús</b>		<b>Canyelles</b>		<b>Capellades</b>		<b>Capolat</b>		<b>Cardedeu</b>		<b>Cardona</b>	
Counted		<b>100%</b>		<b>100%</b>		<b>100%</b>		<b>100%</b>		<b>100%</b>		<b>100%</b>
Votes cast	1.832	82,01%	2.400	75,19%	3.341	80,27%	61	84,72%	10.695	81,02%	3.053	76,50%
Abstention	402	17,99%	792	24,81%	821	19,73%	11	15,28%	2.505	18,98%	938	23,50%
Spoilt ballots	5	0,27%	12	0,50%	12	0,36%	0	0%	40	0,37%	15	0,49%
Blank ballots	5	0,27%	9	0,38%	19	0,57%	0	0%	64	0,60%	27	0,88%
Ballots for lists	1.822	99,45%	2.379	99,13%	3.310	99,07%	61	100%	10.591	99,03%	3.011	98,62%

### Lists

JxSí	665	36,40%	824	34,51%	1.374	41,27%	40	65,57%	5.174	48,56%	1.511	49,74%
C's	324	17,73%	531	22,24%	437	13,13%	1	1,64%	1.421	13,34%	390	12,84%
PSC	238	13,03%	331	13,86%	442	13,28%	0	0%	922	8,65%	406	13,36%
CatSíqueesPot	155	8,48%	236	9,88%	175	5,26%	7	11,48%	707	6,64%	115	3,79%
PP	215	11,77%	213	8,92%	253	7,60%	1	1,64%	635	5,96%	217	7,14%
CUP	174	9,52%	174	7,29%	502	15,08%	9	14,75%	1.384	12,99%	212	6,98%
unio.cat	34	1,86%	49	2,05%	92	2,76%	2	3,28%	246	2,31%	142	4,67%
PACMA	10	0,55%	15	0,63%	25	0,75%	1	1,64%	60	0,56%	8	0,26%
RECORTES CERO-ELS VERDS	7	0,38%	6	0,25%	10	0,30%	0	0%	42	0,39%	10	0,33%

	<b>Carme</b>		<b>Casserres</b>		<b>Castell de l'Areny</b>		<b>Castellar de n'Hug</b>		<b>Castellar del Riu</b>		<b>Castellar del Vallès</b>	
Counted		<b>100%</b>		<b>100%</b>		<b>100%</b>		<b>100%</b>		<b>100%</b>		<b>100%</b>
Votes cast	498	84,26%	1.092	84,39%	54	90,00%	122	87,14%	122	85,31%	14.506	81,32%
Abstention	93	15,74%	202	15,61%	6	10,00%	18	12,86%	21	14,69%	3.333	18,68%
Spoilt ballots	0	0%	7	0,64%	0	0%	0	0%	0	0%	43	0,30%
Blank ballots	3	0,60%	3	0,27%	1	1,85%	1	0,82%	1	0,82%	76	0,52%
Ballots for lists	495	99,40%	1.082	99,08%	53	98,15%	121	99,18%	121	99,18%	14.387	99,18%

### Lists

JxSí	356	71,49%	778	71,71%	36	66,67%	90	73,77%	104	85,25%	6.358	43,96%
C's	22	4,42%	21	1,94%	0	0%	2	1,64%	4	3,28%	2.427	16,78%
PSC	26	5,22%	31	2,86%	0	0%	0	0%	3	2,46%	1.733	11,98%
CatSíqueesPot	13	2,61%	23	2,12%	2	3,70%	2	1,64%	0	0%	1.272	8,79%
PP	20	4,02%	56	5,16%	0	0%	3	2,46%	2	1,64%	816	5,64%
CUP	38	7,63%	128	11,80%	13	24,07%	17	13,93%	6	4,92%	1.327	9,18%
unio.cat	18	3,61%	43	3,96%	2	3,70%	7	5,74%	2	1,64%	325	2,25%
PACMA	2	0,40%	2	0,18%	0	0%	0	0%	0	0%	82	0,57%
RECORTES CERO-ELS VERDS	0	0%	0	0%	0	0%	0	0%	0	0%	47	0,32%

	<b>Castellbell i el Vilar</b>		<b>Castellbisbal</b>		<b>Castellcir</b>		<b>Castelldefels</b>		<b>Castellet i la Gornal</b>		<b>Castellfollit de Riubregós</b>	
Counted		<b>100%</b>		<b>100%</b>		<b>100%</b>		<b>100%</b>		<b>100%</b>		<b>100%</b>
Votes cast	2.097	74,97%	7.278	80,99%	423	81,82%	31.997	76,43%	1.324	75,87%	133	92,36%
Abstention	700	25,03%	1.708	19,01%	94	18,18%	9.867	23,57%	421	24,13%	11	7,64%
Spoilt ballots	10	0,48%	30	0,41%	0	0%	110	0,34%	12	0,91%	4	3,01%
Blank ballots	11	0,52%	20	0,27%	5	1,18%	168	0,53%	4	0,30%	1	0,75%
Ballots for lists	2.076	99,00%	7.228	99,31%	418	98,82%	31.719	99,13%	1.308	98,79%	128	96,24%

### Lists

JxSí	925	44,32%	2.452	33,83%	273	64,54%	8.319	26,09%	532	40,55%	89	68,99%
C's	255	12,22%	1.750	24,14%	43	10,17%	8.747	27,43%	196	14,94%	8	6,20%
PSC	356	17,06%	988	13,63%	13	3,07%	4.203	13,18%	187	14,25%	0	0%
CatSíqueesPot	152	7,28%	800	11,04%	24	5,67%	3.378	10,59%	128	9,76%	5	3,88%
PP	168	8,05%	507	7,00%	14	3,31%	4.203	13,18%	97	7,39%	7	5,43%
CUP	139	6,66%	508	7,01%	45	10,64%	1.670	5,24%	121	9,22%	9	6,98%
unio.cat	56	2,68%	129	1,78%	3	0,71%	787	2,47%	20	1,52%	10	7,75%
PACMA	16	0,77%	70	0,97%	3	0,71%	279	0,87%	21	1,60%	0	0%
RECORTES CERO-ELS VERDS	9	0,43%	24	0,33%	0	0%	133	0,42%	6	0,46%	0	0%

## Municipalities of Barcelona

	Castellfollit del Boix		Castellgalí		Castellnou de Bages		Castelloí		Castellterçol		Castellví de la Marca	
Counted	100%		100%		100%		100%		100%		100%	
Votes cast	293	85,92%	1.169	78,72%	800	84,84%	405	90,81%	1.512	81,51%	988	84,16%
Abstention	48	14,08%	316	21,28%	143	15,16%	41	9,19%	343	18,49%	186	15,84%
Spoilt ballots	0	0%	11	0,94%	4	0,50%	0	0%	4	0,26%	8	0,81%
Blank ballots	0	0%	14	1,20%	4	0,50%	3	0,74%	8	0,53%	18	1,82%
Ballots for lists	293	100%	1.144	97,86%	792	99,00%	402	99,26%	1.500	99,21%	962	97,37%

### Lists

JxSí	193	65,87%	446	38,51%	439	55,15%	322	79,51%	1.017	67,44%	631	64,39%
C's	15	5,12%	187	16,15%	127	15,95%	11	2,72%	72	4,77%	52	5,31%
PSC	9	3,07%	156	13,47%	65	8,17%	16	3,95%	98	6,50%	56	5,71%
CatSíqueesPot	13	4,44%	133	11,49%	38	4,77%	11	2,72%	56	3,71%	35	3,57%
PP	8	2,73%	102	8,81%	37	4,65%	9	2,22%	55	3,65%	44	4,49%
CUP	41	13,99%	80	6,91%	61	7,66%	25	6,17%	156	10,34%	108	11,02%
unio.cat	12	4,10%	25	2,16%	18	2,26%	5	1,23%	41	2,72%	27	2,76%
PACMA	2	0,68%	6	0,52%	5	0,63%	2	0,49%	4	0,27%	7	0,71%
RECORTES CERO-ELS VERDS	0	0%	9	0,78%	2	0,25%	1	0,25%	1	0,07%	2	0,20%

	Castellví de Rosanes		Centelles		Cercs		Cerdanyola del Vallès		Cervelló		Collbató	
Counted	100%		100%		100%		100%		100%		100%	
Votes cast	1.089	80,37%	4.626	80,96%	828	81,66%	34.614	80,34%	5.210	77,25%	2.644	83,41%
Abstention	266	19,63%	1.088	19,04%	186	18,34%	8.473	19,66%	1.534	22,75%	526	16,59%
Spoilt ballots	1	0,09%	11	0,24%	3	0,36%	98	0,28%	10	0,19%	9	0,34%
Blank ballots	5	0,46%	35	0,76%	6	0,72%	153	0,44%	21	0,40%	20	0,76%
Ballots for lists	1.083	99,45%	4.580	99,01%	819	98,91%	34.363	99,27%	5.179	99,40%	2.615	98,90%

### Lists

JxSí	457	42,00%	2.848	61,71%	483	58,55%	9.416	27,28%	2.130	40,96%	1.316	49,94%
C's	185	17,00%	270	5,85%	63	7,64%	7.809	22,62%	1.067	20,52%	379	14,38%
PSC	122	11,21%	366	7,93%	110	13,33%	5.207	15,09%	606	11,65%	194	7,36%
CatSíqueesPot	114	10,48%	189	4,10%	22	2,67%	4.767	13,81%	442	8,50%	154	5,84%
PP	87	8,00%	233	5,05%	41	4,97%	3.020	8,75%	370	7,12%	190	7,21%
CUP	71	6,53%	535	11,59%	72	8,73%	3.021	8,75%	366	7,04%	286	10,85%
unio.cat	39	3,58%	106	2,30%	20	2,42%	696	2,02%	132	2,54%	64	2,43%
PACMA	8	0,74%	27	0,59%	6	0,73%	306	0,89%	51	0,98%	22	0,83%
RECORTES CERO-ELS VERDS	0	0%	6	0,13%	2	0,24%	121	0,35%	15	0,29%	10	0,38%

	Collsuspina		Copons		Corbera de Llobregat		Cornellà de Llobregat		Cubelles		Dosrius	
Counted	100%		100%		100%		100%		100%		100%	
Votes cast	234	88,64%	210	87,50%	7.833	76,40%	47.335	76,57%	7.840	74,21%	3.085	79,74%
Abstention	30	11,36%	30	12,50%	2.420	23,60%	14.481	23,43%	2.725	25,79%	784	20,26%
Spoilt ballots	1	0,43%	2	0,95%	26	0,33%	160	0,34%	40	0,51%	12	0,39%
Blank ballots	6	2,56%	1	0,48%	38	0,49%	211	0,45%	43	0,55%	12	0,39%
Ballots for lists	227	97,01%	207	98,57%	7.769	99,18%	46.964	99,22%	7.757	98,94%	3.061	99,22%

### Lists

JxSí	170	72,96%	137	65,87%	3.410	43,68%	7.615	16,14%	2.472	31,69%	1.328	43,22%
C's	3	1,29%	2	0,96%	1.414	18,11%	11.156	23,65%	1.893	24,27%	529	17,21%
PSC	7	3,00%	9	4,33%	758	9,71%	11.564	24,51%	1.008	12,92%	295	9,60%
CatSíqueesPot	4	1,72%	6	2,88%	652	8,35%	7.914	16,78%	808	10,36%	271	8,82%
PP	7	3,00%	11	5,29%	533	6,83%	4.644	9,84%	738	9,46%	331	10,77%
CUP	28	12,02%	31	14,90%	684	8,76%	2.712	5,75%	564	7,23%	207	6,74%
unio.cat	7	3,00%	8	3,85%	217	2,78%	647	1,37%	175	2,24%	68	2,21%
PACMA	1	0,43%	2	0,96%	70	0,90%	427	0,91%	72	0,92%	26	0,85%
RECORTES CERO-ELS VERDS	0	0%	1	0,48%	31	0,40%	285	0,60%	27	0,35%	6	0,20%

## Municipalities of Barcelona

	Esparreguera		Esplugues de Llobregat		Espunyola, l'		Esquirol, l'		Estany, l'		Figaró-Montmany	
Counted	<b>100%</b>		<b>100%</b>		<b>100%</b>		<b>100%</b>		<b>100%</b>		<b>100%</b>	
Votes cast	12.446	77,05%	27.131	78,56%	180	82,19%	1.562	89,36%	306	90,00%	650	81,05%
Abstention	3.708	22,95%	7.403	21,44%	39	17,81%	186	10,64%	34	10,00%	152	18,95%
Spoilt ballots	49	0,39%	66	0,24%	1	0,56%	3	0,19%	0	0%	4	0,62%
Blank ballots	67	0,54%	121	0,45%	1	0,56%	9	0,58%	3	0,98%	5	0,77%
Ballots for lists	12.330	99,07%	26.944	99,31%	178	98,89%	1.550	99,23%	303	99,02%	641	98,62%

### Lists

JxSí	4.064	32,78%	6.403	23,66%	140	78,21%	1.223	78,45%	240	78,43%	396	61,30%
C's	2.488	20,07%	6.483	23,95%	0	0%	21	1,35%	5	1,63%	39	6,04%
PSC	1.963	15,83%	5.353	19,78%	3	1,68%	24	1,54%	17	5,56%	56	8,67%
CatSiqueesPot	1.224	9,87%	3.088	11,41%	5	2,79%	27	1,73%	6	1,96%	24	3,72%
PP	913	7,36%	3.019	11,15%	8	4,47%	21	1,35%	5	1,63%	28	4,33%
CUP	1.210	9,76%	1.575	5,82%	17	9,50%	205	13,15%	23	7,52%	78	12,07%
unio.cat	238	1,92%	654	2,42%	4	2,23%	28	1,80%	6	1,96%	18	2,79%
PACMA	169	1,36%	205	0,76%	1	0,56%	1	0,06%	1	0,33%	1	0,15%
RECORTES CERO-ELS VERDS	61	0,49%	164	0,61%	0	0%	0	0%	0	0%	1	0,15%

	Fígols		Fogars de la Selva		Fogars de Montclús		Folgueroles		Fonollosa		Font-rubí	
Counted	<b>100%</b>		<b>100%</b>		<b>100%</b>		<b>100%</b>		<b>100%</b>		<b>100%</b>	
Votes cast	30	83,33%	843	73,62%	305	87,64%	1.527	92,04%	953	83,82%	837	84,80%
Abstention	6	16,67%	302	26,38%	43	12,36%	132	7,96%	184	16,18%	150	15,20%
Spoilt ballots	0	0%	7	0,83%	0	0%	2	0,13%	1	0,10%	2	0,24%
Blank ballots	1	3,33%	3	0,36%	0	0%	9	0,59%	5	0,52%	3	0,36%
Ballots for lists	29	96,67%	833	98,81%	305	100%	1.516	99,28%	947	99,37%	832	99,40%

### Lists

JxSí	16	53,33%	275	32,89%	216	70,82%	1.224	80,26%	574	60,29%	585	70,06%
C's	3	10,00%	221	26,44%	6	1,97%	30	1,97%	78	8,19%	24	2,87%
PSC	3	10,00%	92	11,00%	6	1,97%	36	2,36%	70	7,35%	38	4,55%
CatSiqueesPot	0	0%	80	9,57%	7	2,30%	27	1,77%	47	4,94%	17	2,04%
PP	0	0%	83	9,93%	9	2,95%	14	0,92%	46	4,83%	37	4,43%
CUP	3	10,00%	48	5,74%	51	16,72%	141	9,25%	98	10,29%	92	11,02%
unio.cat	4	13,33%	19	2,27%	10	3,28%	43	2,82%	26	2,73%	38	4,55%
PACMA	0	0%	14	1,67%	0	0%	1	0,07%	7	0,74%	1	0,12%
RECORTES CERO-ELS VERDS	0	0%	1	0,12%	0	0%	0	0%	1	0,11%	0	0%

	Franqueses del Vallès, les		Gaià		Gallifa		Garriga, la		Gavà		Gelida	
Counted	<b>100%</b>		<b>100%</b>		<b>100%</b>		<b>100%</b>		<b>100%</b>		<b>100%</b>	
Votes cast	10.326	76,29%	112	86,82%	151	93,21%	9.786	82,78%	25.793	76,08%	4.196	79,68%
Abstention	3.209	23,71%	17	13,18%	11	6,79%	2.036	17,22%	8.111	23,92%	1.070	20,32%
Spoilt ballots	35	0,34%	0	0%	0	0%	26	0,27%	75	0,29%	21	0,50%
Blank ballots	62	0,60%	1	0,89%	2	1,32%	48	0,49%	103	0,40%	16	0,38%
Ballots for lists	10.229	99,06%	111	99,11%	149	98,68%	9.712	99,24%	25.615	99,31%	4.159	99,12%

### Lists

JxSí	3.752	36,46%	90	80,36%	98	64,90%	5.394	55,27%	6.230	24,22%	1.804	43,21%
C's	2.564	24,91%	3	2,68%	10	6,62%	1.188	12,17%	6.752	26,25%	612	14,66%
PSC	1.272	12,36%	1	0,89%	1	0,66%	766	7,85%	4.835	18,80%	553	13,25%
CatSiqueesPot	853	8,29%	0	0%	8	5,30%	460	4,71%	2.947	11,46%	382	9,15%
PP	703	6,83%	2	1,79%	6	3,97%	507	5,19%	2.320	9,02%	224	5,37%
CUP	742	7,21%	10	8,93%	22	14,57%	1.078	11,05%	1.504	5,85%	448	10,73%
unio.cat	213	2,07%	5	4,46%	4	2,65%	244	2,50%	637	2,48%	87	2,08%
PACMA	78	0,76%	0	0%	0	0%	54	0,55%	265	1,03%	35	0,84%
RECORTES CERO-ELS VERDS	52	0,51%	0	0%	0	0%	21	0,22%	125	0,49%	14	0,34%

## Municipalities of Barcelona

	<b>Gironella</b>		<b>Gisclareny</b>		<b>Granada, la</b>		<b>Granera</b>		<b>Granollers</b>		<b>Gualba</b>	
Counted		<b>100%</b>		<b>100%</b>		<b>100%</b>		<b>100%</b>		<b>100%</b>		<b>100%</b>
Votes cast	3.079	81,54%	23	88,46%	1.306	84,92%	58	80,56%	32.897	77,61%	863	84,94%
Abstention	697	18,46%	3	11,54%	232	15,08%	14	19,44%	9.493	22,39%	153	15,06%
Spoilt ballots	22	0,71%	0	0%	12	0,92%	0	0%	129	0,39%	2	0,23%
Blank ballots	16	0,52%	0	0%	7	0,54%	0	0%	180	0,55%	2	0,23%
Ballots for lists	3.041	98,77%	23	100%	1.287	98,55%	58	100%	32.588	99,06%	859	99,54%

### Lists

JxSí	2.024	66,21%	20	86,96%	799	61,75%	39	67,24%	12.952	39,53%	568	65,97%
C's	119	3,89%	1	4,35%	102	7,88%	4	6,90%	6.413	19,57%	68	7,90%
PSC	214	7,00%	0	0%	112	8,66%	2	3,45%	4.704	14,36%	46	5,34%
CatSíqueesPot	109	3,57%	0	0%	70	5,41%	0	0%	2.535	7,74%	36	4,18%
PP	175	5,72%	0	0%	62	4,79%	3	5,17%	2.409	7,35%	23	2,67%
CUP	303	9,91%	2	8,70%	107	8,27%	7	12,07%	2.496	7,62%	97	11,27%
unio.cat	90	2,94%	0	0%	24	1,85%	3	5,17%	727	2,22%	13	1,51%
PACMA	4	0,13%	0	0%	6	0,46%	0	0%	233	0,71%	6	0,70%
RECORTES CERO-ELS VERDS	3	0,10%	0	0%	5	0,39%	0	0%	119	0,36%	2	0,23%

	<b>Guardiola de Berguedà</b>		<b>Gurb</b>		<b>Hospitalet de Llobregat, l'</b>		<b>Hostalets de Pierola, els</b>		<b>Igualada</b>		<b>Jorba</b>	
Counted		<b>100%</b>		<b>100%</b>		<b>100%</b>		<b>100%</b>		<b>100%</b>		<b>100%</b>
Votes cast	595	79,02%	1.777	89,39%	126.552	72,42%	1.607	79,75%	22.471	79,48%	520	81,89%
Abstention	158	20,98%	211	10,61%	48.189	27,58%	408	20,25%	5.800	20,52%	115	18,11%
Spoilt ballots	3	0,50%	0	0%	497	0,39%	12	0,75%	65	0,29%	5	0,96%
Blank ballots	6	1,01%	15	0,84%	621	0,49%	8	0,50%	134	0,60%	5	0,96%
Ballots for lists	586	98,49%	1.762	99,16%	125.434	99,12%	1.587	98,76%	22.272	99,11%	510	98,08%

### Lists

JxSí	346	58,45%	1.417	79,74%	23.843	18,91%	746	46,77%	12.258	54,71%	306	59,42%
C's	26	4,39%	53	2,98%	29.773	23,62%	239	14,98%	2.887	12,88%	39	7,57%
PSC	57	9,63%	33	1,86%	28.947	22,96%	165	10,34%	1.924	8,59%	28	5,44%
CatSíqueesPot	35	5,91%	18	1,01%	16.855	13,37%	99	6,21%	1.153	5,15%	19	3,69%
PP	17	2,87%	49	2,76%	14.336	11,37%	114	7,15%	1.452	6,48%	34	6,60%
CUP	84	14,19%	122	6,87%	7.528	5,97%	163	10,22%	1.819	8,12%	51	9,90%
unio.cat	16	2,70%	64	3,60%	2.170	1,72%	36	2,26%	625	2,79%	30	5,83%
PACMA	3	0,51%	3	0,17%	1.180	0,94%	17	1,07%	116	0,52%	2	0,39%
RECORTES CERO-ELS VERDS	2	0,34%	3	0,17%	802	0,64%	8	0,50%	38	0,17%	1	0,19%

	<b>Llacuna, la</b>		<b>Llagosta, la</b>		<b>Lliçà d'Amunt</b>		<b>Lliçà de Vall</b>		<b>Llinars del Vallès</b>		<b>Lluçà</b>	
Counted		<b>100%</b>		<b>100%</b>		<b>100%</b>		<b>100%</b>		<b>100%</b>		<b>100%</b>
Votes cast	578	84,38%	7.304	76,10%	8.898	77,75%	4.049	81,14%	5.679	78,88%	192	90,14%
Abstention	107	15,62%	2.294	23,90%	2.547	22,25%	941	18,86%	1.521	21,13%	21	9,86%
Spoilt ballots	0	0%	40	0,55%	31	0,35%	17	0,42%	15	0,26%	0	0%
Blank ballots	8	1,38%	33	0,45%	70	0,79%	24	0,59%	33	0,58%	0	0%
Ballots for lists	570	98,62%	7.231	99,00%	8.797	98,86%	4.008	98,99%	5.631	99,15%	192	100%

### Lists

JxSí	412	71,28%	1.077	14,83%	2.772	31,26%	1.359	33,71%	2.578	45,52%	117	60,94%
C's	18	3,11%	1.864	25,66%	2.089	23,56%	918	22,77%	942	16,63%	0	0%
PSC	15	2,60%	1.821	25,07%	1.263	14,24%	480	11,90%	564	9,96%	0	0%
CatSíqueesPot	6	1,04%	1.136	15,64%	964	10,87%	442	10,96%	350	6,18%	3	1,56%
PP	24	4,15%	785	10,81%	862	9,72%	434	10,76%	447	7,89%	10	5,21%
CUP	78	13,49%	309	4,25%	581	6,55%	232	5,75%	544	9,60%	55	28,65%
unio.cat	15	2,60%	108	1,49%	147	1,66%	106	2,63%	158	2,79%	7	3,65%
PACMA	2	0,35%	87	1,20%	83	0,94%	23	0,57%	39	0,69%	0	0%
RECORTES CERO-ELS VERDS	0	0%	44	0,61%	36	0,41%	14	0,35%	9	0,16%	0	0%

## Municipalities of Barcelona

	Malgrat de Mar		Malla		Manlleu		Manresa		Marganell		Martorell	
Counted		<b>100%</b>		<b>100%</b>		<b>100%</b>		<b>100%</b>		<b>100%</b>		<b>100%</b>
Votes cast	10.033	75,00%	201	92,63%	10.185	78,73%	39.938	76,75%	182	83,49%	13.875	75,72%
Abstention	3.345	25,00%	16	7,37%	2.751	21,27%	12.099	23,25%	36	16,51%	4.448	24,28%
Spoilt ballots	50	0,50%	0	0%	29	0,28%	150	0,38%	0	0%	60	0,43%
Blank ballots	60	0,60%	0	0%	63	0,62%	219	0,55%	0	0%	68	0,49%
Ballots for lists	9.923	98,90%	201	100%	10.093	99,10%	39.569	99,08%	182	100%	13.747	99,08%

### Lists

JxSí	4.120	41,27%	155	77,11%	6.031	59,38%	21.608	54,31%	114	62,64%	4.256	30,81%
C's	1.664	16,67%	5	2,49%	1.215	11,96%	5.012	12,60%	3	1,65%	2.982	21,59%
PSC	1.580	15,83%	1	0,50%	851	8,38%	3.771	9,48%	10	5,49%	2.266	16,40%
CatSíqueesPot	800	8,01%	2	1,00%	446	4,39%	2.123	5,34%	9	4,95%	1.710	12,38%
PP	774	7,75%	13	6,47%	517	5,09%	2.362	5,94%	7	3,85%	1.094	7,92%
CUP	687	6,88%	19	9,45%	783	7,71%	3.454	8,68%	22	12,09%	988	7,15%
unio.cat	191	1,91%	6	2,99%	209	2,06%	966	2,43%	16	8,79%	297	2,15%
PACMA	71	0,71%	0	0%	27	0,27%	182	0,46%	0	0%	114	0,83%
RECORTES CERO-ELS VERDS	36	0,36%	0	0%	14	0,14%	91	0,23%	1	0,55%	40	0,29%

	Martorelles		Masies de Roda, les		Masies de Voltregà, les		Masnou, el		Masquefa		Matadepera	
Counted		<b>100%</b>		<b>100%</b>		<b>100%</b>		<b>100%</b>		<b>100%</b>		<b>100%</b>
Votes cast	3.017	79,27%	515	88,18%	2.076	84,84%	14.260	81,50%	4.828	78,24%	5.895	86,96%
Abstention	789	20,73%	69	11,82%	371	15,16%	3.236	18,50%	1.343	21,76%	884	13,04%
Spoilt ballots	14	0,46%	0	0%	11	0,53%	47	0,33%	25	0,52%	11	0,19%
Blank ballots	13	0,43%	1	0,19%	10	0,48%	75	0,53%	21	0,43%	31	0,53%
Ballots for lists	2.990	99,11%	514	99,81%	2.055	98,99%	14.138	99,14%	4.782	99,05%	5.853	99,29%

### Lists

JxSí	1.016	33,83%	402	78,06%	1.358	65,76%	6.811	47,92%	1.616	33,65%	4.079	69,32%
C's	639	21,28%	15	2,91%	130	6,30%	2.111	14,85%	1.048	21,82%	595	10,11%
PSC	408	13,59%	20	3,88%	178	8,62%	1.107	7,79%	650	13,53%	110	1,87%
CatSíqueesPot	371	12,35%	9	1,75%	54	2,62%	1.173	8,25%	540	11,24%	91	1,55%
PP	214	7,13%	14	2,72%	100	4,84%	989	6,96%	410	8,54%	349	5,93%
CUP	223	7,43%	34	6,60%	179	8,67%	1.473	10,36%	338	7,04%	278	4,72%
unio.cat	73	2,43%	17	3,30%	50	2,42%	334	2,35%	103	2,14%	327	5,56%
PACMA	39	1,30%	1	0,19%	4	0,19%	105	0,74%	50	1,04%	22	0,37%
RECORTES CERO-ELS VERDS	7	0,23%	2	0,39%	2	0,10%	35	0,25%	27	0,56%	2	0,03%

	Mataró		Mediona		Mojà		Molins de Rei		Mollet del Vallès		Monistrol de Calders	
Counted		<b>100%</b>		<b>100%</b>		<b>100%</b>		<b>100%</b>		<b>100%</b>		<b>100%</b>
Votes cast	66.727	77,41%	1.274	75,30%	3.396	80,38%	15.772	82,55%	28.311	77,02%	481	84,53%
Abstention	19.472	22,59%	418	24,70%	829	19,62%	3.333	17,45%	8.446	22,98%	88	15,47%
Spoilt ballots	238	0,36%	4	0,31%	23	0,68%	62	0,39%	104	0,37%	4	0,83%
Blank ballots	333	0,50%	7	0,55%	20	0,59%	72	0,46%	131	0,46%	3	0,62%
Ballots for lists	66.156	99,14%	1.263	99,14%	3.353	98,73%	15.638	99,15%	28.076	99,17%	474	98,54%

### Lists

JxSí	23.371	35,15%	604	47,56%	2.083	61,76%	6.851	43,61%	7.292	25,85%	268	56,18%
C's	14.225	21,39%	97	7,64%	228	6,76%	2.405	15,31%	6.427	22,79%	28	5,87%
PSC	10.010	15,06%	142	11,18%	235	6,97%	2.082	13,25%	4.967	17,61%	30	6,29%
CatSíqueesPot	5.831	8,77%	97	7,64%	140	4,15%	1.385	8,82%	4.461	15,82%	13	2,73%
PP	5.993	9,01%	83	6,54%	177	5,25%	779	4,96%	2.325	8,24%	24	5,03%
CUP	4.490	6,75%	204	16,06%	385	11,41%	1.572	10,01%	1.708	6,06%	93	19,50%
unio.cat	1.346	2,02%	21	1,65%	87	2,58%	408	2,60%	496	1,76%	14	2,94%
PACMA	614	0,92%	8	0,63%	14	0,42%	122	0,78%	258	0,91%	3	0,63%
RECORTES CERO-ELS VERDS	276	0,42%	7	0,55%	4	0,12%	34	0,22%	142	0,50%	1	0,21%

## Municipalities of Barcelona

	Monistrol de Montserrat		Montcada i Reixac		Montclar		Montesquiu		Montgat		Montmajor	
Counted		<b>100%</b>		<b>100%</b>		<b>100%</b>		<b>100%</b>		<b>100%</b>		<b>100%</b>
Votes cast	1.658	74,95%	19.071	76,23%	83	86,46%	581	81,95%	7.060	81,19%	328	85,86%
Abstention	554	25,05%	5.948	23,77%	13	13,54%	128	18,05%	1.636	18,81%	54	14,14%
Spoilt ballots	12	0,72%	57	0,30%	0	0%	5	0,86%	20	0,28%	0	0%
Blank ballots	8	0,48%	112	0,59%	1	1,20%	3	0,52%	34	0,48%	6	1,83%
Ballots for lists	1.638	98,79%	18.902	99,11%	82	98,80%	573	98,62%	7.006	99,24%	322	98,17%

### Lists

JxSí	821	49,88%	4.601	24,20%	59	71,08%	392	68,06%	2.654	37,70%	242	73,78%
C's	142	8,63%	4.486	23,59%	0	0%	17	2,95%	1.417	20,13%	3	0,91%
PSC	239	14,52%	3.062	16,10%	2	2,41%	32	5,56%	633	8,99%	15	4,57%
CatSíqueesPot	89	5,41%	3.262	17,16%	1	1,20%	19	3,30%	788	11,19%	5	1,52%
PP	131	7,96%	1.607	8,45%	11	13,25%	11	1,91%	677	9,62%	13	3,96%
CUP	144	8,75%	1.231	6,47%	2	2,41%	68	11,81%	598	8,49%	22	6,71%
unio.cat	59	3,58%	342	1,80%	7	8,43%	31	5,38%	139	1,97%	21	6,40%
PACMA	10	0,61%	188	0,99%	0	0%	3	0,52%	69	0,98%	1	0,30%
RECORTES CERO-ELS VERDS	3	0,18%	123	0,65%	0	0%	0	0%	31	0,44%	0	0%

	Montmaneu		Montmeló		Montornès del Vallès		Montseny		Muntanyola		Mura	
Counted		<b>100%</b>		<b>100%</b>		<b>100%</b>		<b>100%</b>		<b>100%</b>		<b>100%</b>
Votes cast	99	75,57%	5.442	80,91%	8.819	77,50%	232	88,21%	394	86,21%	161	94,15%
Abstention	32	24,43%	1.284	19,09%	2.561	22,50%	31	11,79%	63	13,79%	10	5,85%
Spoilt ballots	1	1,01%	24	0,44%	37	0,42%	1	0,43%	1	0,25%	0	0%
Blank ballots	1	1,01%	30	0,55%	57	0,65%	0	0%	2	0,51%	0	0%
Ballots for lists	97	97,98%	5.388	99,01%	8.725	98,93%	231	99,57%	391	99,24%	161	100%

### Lists

JxSí	72	73,47%	1.214	22,41%	1.771	20,17%	159	68,83%	276	70,23%	105	65,22%
C's	10	10,20%	1.093	20,17%	2.260	25,73%	5	2,16%	23	5,85%	2	1,24%
PSC	0	0%	1.074	19,82%	1.444	16,44%	7	3,03%	11	2,80%	9	5,59%
CatSíqueesPot	0	0%	946	17,46%	1.459	16,61%	16	6,93%	19	4,83%	6	3,73%
PP	8	8,16%	542	10,00%	999	11,38%	2	0,87%	13	3,31%	2	1,24%
CUP	3	3,06%	400	7,38%	463	5,27%	30	12,99%	41	10,43%	29	18,01%
unio.cat	4	4,08%	56	1,03%	162	1,84%	10	4,33%	8	2,04%	8	4,97%
PACMA	0	0%	45	0,83%	109	1,24%	1	0,43%	0	0%	0	0%
RECORTES CERO-ELS VERDS	0	0%	18	0,33%	58	0,66%	1	0,43%	0	0%	0	0%

	Navarcles		Navàs		Nou de Berguedà, la		Òdena		Olèrdola		Olesa de Bonesvalls	
Counted		<b>100%</b>		<b>100%</b>		<b>100%</b>		<b>100%</b>		<b>100%</b>		<b>100%</b>
Votes cast	3.873	80,87%	3.721	80,96%	123	95,35%	2.087	77,99%	2.134	82,52%	1.055	81,28%
Abstention	916	19,13%	875	19,04%	6	4,65%	589	22,01%	452	17,48%	243	18,72%
Spoilt ballots	13	0,34%	13	0,35%	0	0%	3	0,14%	12	0,56%	4	0,38%
Blank ballots	30	0,77%	25	0,67%	0	0%	21	1,01%	11	0,52%	7	0,66%
Ballots for lists	3.830	98,89%	3.683	98,98%	123	100%	2.063	98,85%	2.111	98,92%	1.044	98,96%

### Lists

JxSí	2.078	53,83%	2.154	58,09%	75	60,98%	909	43,62%	1.111	52,36%	358	34,06%
C's	383	9,92%	235	6,34%	6	4,88%	295	14,16%	243	11,45%	218	20,74%
PSC	460	11,92%	339	9,14%	6	4,88%	335	16,07%	217	10,23%	163	15,51%
CatSíqueesPot	260	6,74%	140	3,78%	10	8,13%	127	6,09%	143	6,74%	125	11,89%
PP	241	6,24%	218	5,88%	0	0%	160	7,68%	116	5,47%	88	8,37%
CUP	278	7,20%	493	13,30%	19	15,45%	142	6,81%	202	9,52%	61	5,80%
unio.cat	95	2,46%	86	2,32%	7	5,69%	67	3,21%	53	2,50%	15	1,43%
PACMA	27	0,70%	12	0,32%	0	0%	14	0,67%	20	0,94%	6	0,57%
RECORTES CERO-ELS VERDS	8	0,21%	6	0,16%	0	0%	14	0,67%	6	0,28%	10	0,95%



## Municipalities of Barcelona

	Olesa de Montserrat		Olivella		Olost		Olvan		Orís		Oristà	
Counted		<b>100%</b>		<b>100%</b>		<b>100%</b>		<b>100%</b>		<b>100%</b>		<b>100%</b>
Votes cast	13.297	78,26%	1.716	76,85%	847	85,30%	584	81,68%	231	90,59%	409	87,96%
Abstention	3.694	21,74%	517	23,15%	146	14,70%	131	18,32%	24	9,41%	56	12,04%
Spoilt ballots	64	0,48%	2	0,12%	0	0%	3	0,51%	0	0%	0	0%
Blank ballots	63	0,47%	8	0,47%	1	0,12%	6	1,03%	0	0%	3	0,73%
Ballots for lists	13.170	99,04%	1.706	99,42%	846	99,88%	575	98,46%	231	100%	406	99,27%

### Lists

JxSí	4.746	35,86%	545	31,80%	603	71,19%	404	69,54%	165	71,43%	326	79,71%
C's	2.728	20,62%	407	23,75%	31	3,66%	14	2,41%	9	3,90%	9	2,20%
PSC	1.648	12,45%	225	13,13%	23	2,72%	32	5,51%	4	1,73%	3	0,73%
CatSíqueesPot	1.503	11,36%	165	9,63%	10	1,18%	15	2,58%	8	3,46%	3	0,73%
PP	824	6,23%	174	10,15%	46	5,43%	33	5,68%	9	3,90%	19	4,65%
CUP	1.281	9,68%	135	7,88%	100	11,81%	50	8,61%	22	9,52%	27	6,60%
unio.cat	267	2,02%	40	2,33%	30	3,54%	26	4,48%	11	4,76%	18	4,40%
PACMA	121	0,91%	8	0,47%	2	0,24%	1	0,17%	2	0,87%	1	0,24%
RECORTES CERO-ELS VERDS	52	0,39%	7	0,41%	1	0,12%	0	0%	1	0,43%	0	0%

	Orpí		Òrrius		Pacs del Penedès		Palafolls		Palau-solità i Plegamans		Pallejà	
Counted		<b>100%</b>		<b>100%</b>		<b>100%</b>		<b>100%</b>		<b>100%</b>		<b>100%</b>
Votes cast	102	89,47%	461	86,49%	592	85,30%	5.225	77,65%	8.706	79,75%	6.669	79,74%
Abstention	12	10,53%	72	13,51%	102	14,70%	1.504	22,35%	2.211	20,25%	1.694	20,26%
Spoilt ballots	1	0,98%	2	0,43%	4	0,68%	21	0,40%	37	0,42%	21	0,31%
Blank ballots	0	0%	4	0,87%	4	0,68%	35	0,67%	41	0,47%	38	0,57%
Ballots for lists	101	99,02%	455	98,70%	584	98,65%	5.169	98,93%	8.628	99,10%	6.610	99,12%

### Lists

JxSí	78	77,23%	292	63,62%	315	53,57%	1.958	37,62%	3.474	40,07%	2.007	30,19%
C's	0	0%	32	6,97%	71	12,07%	1.122	21,56%	1.823	21,03%	1.631	24,53%
PSC	0	0%	16	3,49%	47	7,99%	647	12,43%	990	11,42%	1.047	15,75%
CatSíqueesPot	5	4,95%	19	4,14%	40	6,80%	560	10,76%	862	9,94%	785	11,81%
PP	2	1,98%	13	2,83%	37	6,29%	390	7,49%	625	7,21%	443	6,66%
CUP	14	13,86%	70	15,25%	43	7,31%	343	6,59%	602	6,94%	431	6,48%
unio.cat	2	1,98%	11	2,40%	27	4,59%	71	1,36%	136	1,57%	180	2,71%
PACMA	0	0%	2	0,44%	0	0%	55	1,06%	70	0,81%	57	0,86%
RECORTES CERO-ELS VERDS	0	0%	0	0%	4	0,68%	23	0,44%	46	0,53%	29	0,44%

	Palma de Cervelló, la		Papiol, el		Parets del Vallès		Perafita		Piera		Pineda de Mar	
Counted		<b>100%</b>		<b>100%</b>		<b>100%</b>		<b>100%</b>		<b>100%</b>		<b>100%</b>
Votes cast	1.957	84,83%	2.431	78,32%	11.069	78,71%	266	80,85%	8.256	74,10%	13.847	74,54%
Abstention	350	15,17%	673	21,68%	2.994	21,29%	63	19,15%	2.886	25,90%	4.730	25,46%
Spoilt ballots	8	0,41%	12	0,49%	40	0,36%	0	0%	47	0,57%	38	0,27%
Blank ballots	15	0,77%	15	0,62%	53	0,48%	1	0,38%	42	0,51%	63	0,45%
Ballots for lists	1.934	98,82%	2.404	98,89%	10.976	99,16%	265	99,62%	8.167	98,92%	13.746	99,27%

### Lists

JxSí	971	49,82%	1.084	44,81%	3.526	31,97%	197	74,06%	2.991	36,44%	4.932	35,72%
C's	263	13,49%	363	15,01%	2.460	22,30%	6	2,26%	1.645	20,04%	2.593	18,78%
PSC	184	9,44%	304	12,57%	1.673	15,17%	2	0,75%	1.009	12,29%	2.455	17,78%
CatSíqueesPot	111	5,70%	203	8,39%	1.282	11,62%	6	2,26%	824	10,04%	1.050	7,60%
PP	85	4,36%	127	5,25%	762	6,91%	10	3,76%	686	8,36%	1.517	10,99%
CUP	241	12,37%	238	9,84%	907	8,22%	31	11,65%	664	8,09%	779	5,64%
unio.cat	58	2,98%	58	2,40%	208	1,89%	11	4,14%	210	2,56%	266	1,93%
PACMA	18	0,92%	21	0,87%	112	1,02%	2	0,75%	97	1,18%	95	0,69%
RECORTES CERO-ELS VERDS	3	0,15%	6	0,25%	46	0,42%	0	0%	41	0,50%	59	0,43%

## Municipalities of Barcelona

	Pla del Penedès, el		Pobla de Claramunt, la		Pobla de Lillet, la		Polinyà		Pont de Vilomara i Rocafort, el		Pontons	
Counted	100%		100%		100%		100%		100%		100%	
Votes cast	770	84,52%	1.320	79,95%	810	79,80%	4.691	79,93%	2.177	77,89%	282	74,21%
Abstention	141	15,48%	331	20,05%	205	20,20%	1.178	20,07%	618	22,11%	98	25,79%
Spoilt ballots	1	0,13%	1	0,08%	5	0,62%	13	0,28%	8	0,37%	2	0,71%
Blank ballots	2	0,26%	5	0,38%	9	1,11%	33	0,70%	12	0,55%	3	1,06%
Ballots for lists	767	99,61%	1.314	99,55%	796	98,27%	4.645	99,02%	2.157	99,08%	277	98,23%

### Lists

JxSí	466	60,60%	670	50,80%	531	65,96%	1.110	23,73%	664	30,61%	124	44,29%
C's	54	7,02%	140	10,61%	28	3,48%	1.268	27,11%	524	24,16%	19	6,79%
PSC	45	5,85%	163	12,36%	90	11,18%	820	17,53%	460	21,21%	15	5,36%
CatSiqueesPot	34	4,42%	76	5,76%	24	2,98%	746	15,95%	184	8,48%	11	3,93%
PP	21	2,73%	63	4,78%	23	2,86%	330	7,05%	151	6,96%	62	22,14%
CUP	136	17,69%	141	10,69%	68	8,45%	205	4,38%	127	5,86%	31	11,07%
unio.cat	10	1,30%	46	3,49%	28	3,48%	87	1,86%	19	0,88%	11	3,93%
PACMA	1	0,13%	10	0,76%	3	0,37%	53	1,13%	24	1,11%	3	1,07%
RECORTES CERO-ELS VERDS	0	0%	5	0,38%	1	0,12%	26	0,56%	4	0,18%	1	0,36%

	Prat de Llobregat, el		Prats de Lluçanès		Prats de Rei, els		Premià de Dalt		Premià de Mar		Puigdàlber	
Counted	100%		100%		100%		100%		100%		100%	
Votes cast	35.810	74,82%	1.758	83,48%	353	79,15%	6.256	82,23%	16.005	78,44%	341	85,68%
Abstention	12.052	25,18%	348	16,52%	93	20,85%	1.352	17,77%	4.398	21,56%	57	14,32%
Spoilt ballots	103	0,29%	3	0,17%	0	0%	11	0,18%	59	0,37%	1	0,29%
Blank ballots	171	0,48%	9	0,51%	4	1,13%	28	0,45%	68	0,42%	2	0,59%
Ballots for lists	35.536	99,23%	1.746	99,32%	349	98,87%	6.217	99,38%	15.878	99,21%	338	99,12%

### Lists

JxSí	6.803	19,05%	1.342	76,47%	256	72,52%	2.753	44,08%	6.471	40,58%	197	57,94%
C's	8.392	23,50%	46	2,62%	10	2,83%	1.210	19,38%	2.868	17,99%	41	12,06%
PSC	7.309	20,47%	83	4,73%	16	4,53%	711	11,39%	1.730	10,85%	14	4,12%
CatSiqueesPot	6.233	17,46%	26	1,48%	13	3,68%	356	5,70%	1.449	9,09%	9	2,65%
PP	3.417	9,57%	81	4,62%	10	2,83%	501	8,02%	1.173	7,36%	13	3,82%
CUP	2.097	5,87%	120	6,84%	19	5,38%	409	6,55%	1.583	9,93%	37	10,88%
unio.cat	608	1,70%	44	2,51%	23	6,52%	225	3,60%	443	2,78%	24	7,06%
PACMA	442	1,24%	3	0,17%	1	0,28%	36	0,58%	98	0,61%	3	0,88%
RECORTES CERO-ELS VERDS	235	0,66%	1	0,06%	1	0,28%	16	0,26%	63	0,40%	0	0%

	Puig-reig		Pujalt		Quar, la		Rajadell		Rellinars		Ripollet	
Counted	100%		100%		100%		100%		100%		100%	
Votes cast	2.661	78,80%	130	82,80%	33	82,50%	368	86,18%	475	81,48%	20.486	77,17%
Abstention	716	21,20%	27	17,20%	7	17,50%	59	13,82%	108	18,52%	6.060	22,83%
Spoilt ballots	9	0,34%	1	0,77%	0	0%	2	0,54%	1	0,21%	56	0,27%
Blank ballots	17	0,64%	0	0%	0	0%	4	1,09%	4	0,84%	109	0,53%
Ballots for lists	2.635	99,02%	129	99,23%	33	100%	362	98,37%	470	98,95%	20.321	99,19%

### Lists

JxSí	1.831	69,04%	91	70,54%	25	75,76%	219	59,84%	278	58,65%	3.960	19,38%
C's	113	4,26%	2	1,55%	0	0%	24	6,56%	34	7,17%	5.584	27,33%
PSC	179	6,75%	4	3,10%	2	6,06%	27	7,38%	43	9,07%	3.603	17,64%
CatSiqueesPot	66	2,49%	2	1,55%	1	3,03%	19	5,19%	45	9,49%	3.212	15,72%
PP	137	5,17%	16	12,40%	2	6,06%	27	7,38%	26	5,49%	1.830	8,96%
CUP	214	8,07%	13	10,08%	2	6,06%	29	7,92%	30	6,33%	1.467	7,18%
unio.cat	83	3,13%	1	0,78%	1	3,03%	16	4,37%	8	1,69%	376	1,84%
PACMA	9	0,34%	0	0%	0	0%	0	0%	6	1,27%	181	0,89%
RECORTES CERO-ELS VERDS	3	0,11%	0	0%	0	0%	1	0,27%	0	0%	108	0,53%



## Municipalities of Barcelona

	Roca del Vallès, la		Roda de Ter		Rubí		Rubió		Rupit i Pruit		Sabadell	
Counted	100%		100%		100%		100%		100%		100%	
Votes cast	6.401	81,16%	3.668	81,35%	40.015	74,60%	166	86,01%	207	90,00%	120.138	78,78%
Abstention	1.486	18,84%	841	18,65%	13.628	25,40%	27	13,99%	23	10,00%	32.361	21,22%
Spoilt ballots	31	0,48%	7	0,19%	134	0,33%	0	0%	1	0,48%	421	0,35%
Blank ballots	48	0,75%	20	0,55%	190	0,47%	0	0%	0	0%	587	0,49%
Ballots for lists	6.322	98,77%	3.641	99,26%	39.691	99,19%	166	100%	206	99,52%	119.130	99,16%

### Lists

JxSí	2.971	46,64%	2.586	70,64%	10.019	25,12%	90	54,22%	171	83,01%	40.377	33,73%
C's	1.116	17,52%	170	4,64%	10.345	25,94%	19	11,45%	5	2,43%	24.686	20,62%
PSC	658	10,33%	269	7,35%	6.703	16,81%	2	1,20%	1	0,49%	17.359	14,50%
CatSíqueesPot	445	6,99%	121	3,31%	4.981	12,49%	10	6,02%	0	0%	14.648	12,24%
PP	402	6,31%	128	3,50%	3.397	8,52%	10	6,02%	3	1,46%	8.308	6,94%
CUP	498	7,82%	272	7,43%	2.850	7,15%	22	13,25%	14	6,80%	9.506	7,94%
unio.cat	168	2,64%	78	2,13%	749	1,88%	12	7,23%	12	5,83%	2.465	2,06%
PACMA	42	0,66%	11	0,30%	434	1,09%	1	0,60%	0	0%	1.235	1,03%
RECORTES CERO-ELS VERDS	22	0,35%	6	0,16%	213	0,53%	0	0%	0	0%	546	0,46%

	Sagàs		Saldes		Sallent		Sant Adrià de Besòs		Sant Agustí de Lluçanès		Sant Andreu de la Barca	
Counted	100%		100%		100%		100%		100%		100%	
Votes cast	104	91,23%	216	84,38%	4.190	79,22%	17.623	68,95%	76	93,83%	14.707	76,57%
Abstention	10	8,77%	40	15,63%	1.099	20,78%	7.936	31,05%	5	6,17%	4.500	23,43%
Spoilt ballots	0	0%	2	0,93%	9	0,21%	64	0,36%	0	0%	47	0,32%
Blank ballots	1	0,96%	1	0,46%	22	0,53%	93	0,53%	0	0%	98	0,67%
Ballots for lists	103	99,04%	213	98,61%	4.159	99,26%	17.466	99,11%	76	100%	14.562	99,01%

### Lists

JxSí	74	71,15%	150	70,09%	2.105	50,35%	3.325	18,94%	65	85,53%	2.811	19,17%
C's	3	2,88%	8	3,74%	303	7,25%	4.233	24,11%	3	3,95%	3.957	26,99%
PSC	6	5,77%	18	8,41%	645	15,43%	3.459	19,70%	1	1,32%	3.370	22,99%
CatSíqueesPot	0	0%	9	4,21%	276	6,60%	2.386	13,59%	0	0%	2.026	13,82%
PP	3	2,88%	6	2,80%	287	6,86%	2.471	14,07%	2	2,63%	1.230	8,39%
CUP	11	10,58%	19	8,88%	446	10,67%	1.000	5,70%	4	5,26%	738	5,03%
unio.cat	6	5,77%	3	1,40%	67	1,60%	284	1,62%	1	1,32%	245	1,67%
PACMA	0	0%	0	0%	28	0,67%	189	1,08%	0	0%	121	0,83%
RECORTES CERO-ELS VERDS	0	0%	0	0%	2	0,05%	119	0,68%	0	0%	64	0,44%

	Sant Andreu de Llaveneres		Sant Antoni de Vilamajor		Sant Bartomeu del Grau		Sant Boi de Llobregat		Sant Boi de Lluçanès		Sant Cebrià de Vallalta	
Counted	100%		100%		100%		100%		100%		100%	
Votes cast	5.960	78,91%	3.583	82,08%	556	83,23%	46.789	76,34%	364	82,17%	1.827	76,09%
Abstention	1.593	21,09%	782	17,92%	112	16,77%	14.501	23,66%	79	17,83%	574	23,91%
Spoilt ballots	17	0,29%	4	0,11%	1	0,18%	162	0,35%	0	0%	5	0,27%
Blank ballots	35	0,59%	24	0,67%	5	0,90%	240	0,51%	2	0,55%	7	0,38%
Ballots for lists	5.908	99,13%	3.555	99,22%	550	98,92%	46.387	99,14%	362	99,45%	1.815	99,34%

### Lists

JxSí	3.151	53,02%	1.938	54,15%	383	69,01%	9.715	20,84%	288	79,12%	957	52,52%
C's	1.035	17,42%	461	12,88%	30	5,41%	11.286	24,20%	5	1,37%	246	13,50%
PSC	388	6,53%	221	6,17%	27	4,86%	9.945	21,33%	12	3,30%	114	6,26%
CatSíqueesPot	263	4,43%	209	5,84%	14	2,52%	7.147	15,33%	5	1,37%	149	8,18%
PP	493	8,30%	186	5,20%	30	5,41%	3.940	8,45%	20	5,49%	108	5,93%
CUP	332	5,59%	423	11,82%	42	7,57%	2.740	5,88%	24	6,59%	178	9,77%
unio.cat	202	3,40%	87	2,43%	22	3,96%	795	1,71%	8	2,20%	32	1,76%
PACMA	37	0,62%	23	0,64%	0	0%	509	1,09%	0	0%	24	1,32%
RECORTES CERO-ELS VERDS	7	0,12%	7	0,20%	2	0,36%	310	0,66%	0	0%	7	0,38%

## Municipalities of Barcelona

	Sant Celoni		Sant Climent de Llobregat		Sant Cugat del Vallès		Sant Cugat Sesgarrigues		Sant Esteve de Palautordera		Sant Esteve Sesrovires	
Counted		<b>100%</b>		<b>100%</b>		<b>100%</b>		<b>100%</b>		<b>100%</b>		<b>100%</b>
Votes cast	10.041	79,83%	2.499	81,85%	49.499	83,89%	634	86,38%	1.626	88,51%	4.564	79,97%
Abstention	2.537	20,17%	554	18,15%	9.503	16,11%	100	13,62%	211	11,49%	1.143	20,03%
Spoilt ballots	49	0,49%	10	0,40%	121	0,24%	4	0,63%	4	0,25%	15	0,33%
Blank ballots	67	0,67%	19	0,76%	220	0,44%	4	0,63%	2	0,12%	12	0,26%
Ballots for lists	9.925	98,84%	2.470	98,84%	49.158	99,31%	626	98,74%	1.620	99,63%	4.537	99,41%

### Lists

JxSí	5.244	52,48%	1.078	43,31%	23.659	47,91%	383	60,79%	1.166	71,89%	1.677	36,87%
C's	1.043	10,44%	410	16,47%	8.691	17,60%	51	8,10%	71	4,38%	895	19,67%
PSC	1.171	11,72%	304	12,21%	3.350	6,78%	73	11,59%	37	2,28%	574	12,62%
CatSíqueesPot	592	5,92%	256	10,29%	2.974	6,02%	26	4,13%	35	2,16%	465	10,22%
PP	629	6,30%	109	4,38%	2.998	6,07%	17	2,70%	39	2,40%	342	7,52%
CUP	929	9,30%	209	8,40%	4.974	10,07%	61	9,68%	230	14,18%	401	8,82%
unio.cat	204	2,04%	67	2,69%	2.152	4,36%	10	1,59%	36	2,22%	118	2,59%
PACMA	82	0,82%	27	1,08%	245	0,50%	4	0,63%	5	0,31%	41	0,90%
RECORTES CERO-ELS VERDS	31	0,31%	10	0,40%	115	0,23%	1	0,16%	1	0,06%	24	0,53%

	Sant Feliu de Codines		Sant Feliu de Llobregat		Sant Feliu Sasserra		Sant Fost de Campsentelles		Sant Fruitós de Bages		Sant Hipòlit de Voltregà	
Counted		<b>100%</b>		<b>100%</b>		<b>100%</b>		<b>100%</b>		<b>100%</b>		<b>100%</b>
Votes cast	3.311	77,04%	26.611	80,81%	434	86,80%	5.233	77,11%	4.960	78,88%	2.149	83,75%
Abstention	987	22,96%	6.318	19,19%	66	13,20%	1.553	22,89%	1.328	21,12%	417	16,25%
Spoilt ballots	14	0,42%	109	0,41%	1	0,23%	16	0,31%	15	0,30%	10	0,47%
Blank ballots	20	0,60%	129	0,48%	3	0,69%	29	0,55%	31	0,63%	22	1,02%
Ballots for lists	3.277	98,97%	26.373	99,11%	430	99,08%	5.188	99,14%	4.914	99,07%	2.117	98,51%

### Lists

JxSí	1.961	59,48%	7.079	26,71%	353	81,52%	1.896	36,34%	2.792	56,46%	1.447	67,65%
C's	263	7,98%	6.377	24,06%	7	1,62%	1.075	20,61%	539	10,90%	106	4,96%
PSC	233	7,07%	4.515	17,04%	10	2,31%	521	9,99%	468	9,46%	169	7,90%
CatSíqueesPot	199	6,04%	3.355	12,66%	2	0,46%	592	11,35%	294	5,95%	45	2,10%
PP	150	4,55%	2.265	8,55%	17	3,93%	585	11,21%	258	5,22%	83	3,88%
CUP	348	10,56%	1.755	6,62%	27	6,24%	362	6,94%	387	7,83%	180	8,42%
unio.cat	78	2,37%	627	2,37%	14	3,23%	99	1,90%	138	2,79%	68	3,18%
PACMA	34	1,03%	260	0,98%	0	0%	37	0,71%	28	0,57%	16	0,75%
RECORTES CERO-ELS VERDS	11	0,33%	140	0,53%	0	0%	21	0,40%	10	0,20%	3	0,14%

	Sant Iscle de Vallalta		Sant Jaume de Frontanya		Sant Joan de Vilatorrada		Sant Joan Despí		Sant Julià de Cerdanyola		Sant Julià de Vilatorrada	
Counted		<b>100%</b>		<b>100%</b>		<b>100%</b>		<b>100%</b>		<b>100%</b>		<b>100%</b>
Votes cast	756	79,58%	23	92,00%	6.297	78,20%	20.183	81,04%	197	92,49%	2.158	91,67%
Abstention	194	20,42%	2	8,00%	1.755	21,80%	4.723	18,96%	16	7,51%	196	8,33%
Spoilt ballots	7	0,93%	0	0%	26	0,41%	46	0,23%	2	1,02%	7	0,32%
Blank ballots	5	0,66%	0	0%	42	0,67%	83	0,41%	0	0%	3	0,14%
Ballots for lists	744	98,41%	23	100%	6.229	98,92%	20.054	99,36%	195	98,98%	2.148	99,54%

### Lists

JxSí	441	58,88%	14	60,87%	2.678	42,70%	4.949	24,58%	163	83,59%	1.797	83,54%
C's	64	8,54%	0	0%	1.161	18,51%	4.748	23,58%	2	1,03%	43	2,00%
PSC	37	4,94%	1	4,35%	885	14,11%	4.206	20,89%	0	0%	41	1,91%
CatSíqueesPot	45	6,01%	2	8,70%	528	8,42%	2.759	13,70%	0	0%	34	1,58%
PP	62	8,28%	0	0%	370	5,90%	1.572	7,81%	5	2,56%	39	1,81%
CUP	70	9,35%	5	21,74%	394	6,28%	1.127	5,60%	19	9,74%	148	6,88%
unio.cat	15	2,00%	1	4,35%	156	2,49%	428	2,13%	6	3,08%	44	2,05%
PACMA	7	0,93%	0	0%	33	0,53%	176	0,87%	0	0%	2	0,09%
RECORTES CERO-ELS VERDS	3	0,40%	0	0%	24	0,38%	89	0,44%	0	0%	0	0%

## Municipalities of Barcelona

	Sant Just Desvern		Sant Llorenç d'Hortons		Sant Llorenç Savall		Sant Martí d'Albars		Sant Martí de Centelles		Sant Martí de Tous	
Counted		<b>100%</b>		<b>100%</b>		<b>100%</b>		<b>100%</b>		<b>100%</b>		<b>100%</b>
Votes cast	10.217	82,67%	1.590	83,99%	1.432	77,03%	86	91,49%	664	80,88%	793	90,63%
Abstention	2.142	17,33%	303	16,01%	427	22,97%	8	8,51%	157	19,12%	82	9,37%
Spoilt ballots	27	0,26%	5	0,31%	8	0,56%	0	0%	5	0,75%	2	0,25%
Blank ballots	48	0,47%	11	0,69%	7	0,49%	2	2,33%	2	0,30%	3	0,38%
Ballots for lists	10.142	99,27%	1.574	98,99%	1.417	98,95%	84	97,67%	657	98,95%	788	99,37%

### Lists

JxSí	4.544	44,59%	826	52,11%	893	62,71%	66	76,74%	380	57,66%	554	70,04%
C's	1.711	16,79%	157	9,91%	97	6,81%	0	0%	40	6,07%	26	3,29%
PSC	1.098	10,78%	126	7,95%	85	5,97%	1	1,16%	49	7,44%	36	4,55%
CatSiqueesPot	707	6,94%	137	8,64%	68	4,78%	1	1,16%	50	7,59%	15	1,90%
PP	752	7,38%	79	4,98%	86	6,04%	3	3,49%	35	5,31%	33	4,17%
CUP	943	9,25%	188	11,86%	141	9,90%	10	11,63%	78	11,84%	86	10,87%
unio.cat	308	3,02%	40	2,52%	38	2,67%	3	3,49%	17	2,58%	38	4,80%
PACMA	48	0,47%	9	0,57%	6	0,42%	0	0%	6	0,91%	0	0%
RECORTES CERO-ELS VERDS	31	0,30%	12	0,76%	3	0,21%	0	0%	2	0,30%	0	0%

	Sant Martí Sarroca		Sant Martí Sesgueioles		Sant Mateu de Bages		Sant Pere de Ribes		Sant Pere de Riudebitlles		Sant Pere de Torelló	
Counted		<b>100%</b>		<b>100%</b>		<b>100%</b>		<b>100%</b>		<b>100%</b>		<b>100%</b>
Votes cast	1.903	81,53%	245	82,77%	461	86,01%	15.096	73,70%	1.494	83,32%	1.551	82,90%
Abstention	431	18,47%	51	17,23%	75	13,99%	5.386	26,30%	299	16,68%	320	17,10%
Spoilt ballots	14	0,74%	1	0,41%	1	0,22%	36	0,24%	7	0,47%	7	0,45%
Blank ballots	18	0,95%	0	0%	1	0,22%	75	0,50%	8	0,54%	8	0,52%
Ballots for lists	1.871	98,32%	244	99,59%	459	99,57%	14.985	99,26%	1.479	99,00%	1.536	99,03%

### Lists

JxSí	1.044	55,27%	158	64,75%	364	79,13%	4.622	30,69%	915	61,53%	1.189	77,01%
C's	141	7,46%	15	6,15%	10	2,17%	3.601	23,91%	72	4,84%	53	3,43%
PSC	141	7,46%	7	2,87%	10	2,17%	2.292	15,22%	129	8,68%	54	3,50%
CatSiqueesPot	89	4,71%	7	2,87%	3	0,65%	1.392	9,24%	62	4,17%	34	2,20%
PP	86	4,55%	13	5,33%	20	4,35%	1.124	7,46%	80	5,38%	36	2,33%
CUP	258	13,66%	36	14,75%	23	5,00%	1.463	9,71%	167	11,23%	118	7,64%
unio.cat	98	5,19%	8	3,28%	25	5,43%	313	2,08%	48	3,23%	44	2,85%
PACMA	7	0,37%	0	0%	0	0%	123	0,82%	5	0,34%	4	0,26%
RECORTES CERO-ELS VERDS	7	0,37%	0	0%	4	0,87%	55	0,37%	1	0,07%	4	0,26%

	Sant Pere de Vilamajor		Sant Pere Sallavinera		Sant Pol de Mar		Sant Quintí de Mediona		Sant Quirze de Besora		Sant Quirze del Vallès	
Counted		<b>100%</b>		<b>100%</b>		<b>100%</b>		<b>100%</b>		<b>100%</b>		<b>100%</b>
Votes cast	2.602	81,59%	114	87,02%	3.116	84,35%	1.231	80,83%	1.395	84,85%	12.315	85,20%
Abstention	587	18,41%	17	12,98%	578	15,65%	292	19,17%	249	15,15%	2.139	14,80%
Spoilt ballots	11	0,42%	1	0,88%	3	0,10%	4	0,32%	4	0,29%	33	0,27%
Blank ballots	9	0,35%	0	0%	13	0,42%	7	0,57%	7	0,50%	59	0,48%
Ballots for lists	2.582	99,23%	113	99,12%	3.100	99,49%	1.220	99,11%	1.384	99,21%	12.223	99,25%

### Lists

JxSí	1.263	48,75%	92	81,42%	2.001	64,28%	820	66,83%	1.064	76,49%	5.981	48,70%
C's	373	14,40%	3	2,65%	241	7,74%	44	3,59%	32	2,30%	2.245	18,28%
PSC	189	7,29%	1	0,88%	174	5,59%	74	6,03%	59	4,24%	1.033	8,41%
CatSiqueesPot	204	7,87%	1	0,88%	143	4,59%	48	3,91%	45	3,24%	912	7,43%
PP	179	6,91%	1	0,88%	140	4,50%	122	9,94%	52	3,74%	654	5,32%
CUP	279	10,77%	11	9,73%	304	9,77%	78	6,36%	69	4,96%	1.000	8,14%
unio.cat	63	2,43%	3	2,65%	85	2,73%	29	2,36%	62	4,46%	297	2,42%
PACMA	29	1,12%	0	0%	6	0,19%	3	0,24%	1	0,07%	74	0,60%
RECORTES CERO-ELS VERDS	3	0,12%	1	0,88%	6	0,19%	2	0,16%	0	0%	27	0,22%

## Municipalities of Barcelona

	Sant Quirze Safaja		Sant Sadurní d'Anoia		Sant Sadurní d'Osormort		Sant Salvador de Guardiola		Sant Vicenç de Castellet		Sant Vicenç de Montalt	
Counted	100%		100%		100%		100%		100%		100%	
Votes cast	386	85,78%	7.666	81,86%	64	86,49%	1.928	81,01%	5.043	73,52%	3.475	81,69%
Abstention	64	14,22%	1.699	18,14%	10	13,51%	452	18,99%	1.816	26,48%	779	18,31%
Spoilt ballots	0	0%	25	0,33%	0	0%	5	0,26%	20	0,40%	6	0,17%
Blank ballots	0	0%	30	0,39%	0	0%	16	0,83%	30	0,59%	15	0,43%
Ballots for lists	386	100%	7.611	99,28%	64	100%	1.907	98,91%	4.993	99,01%	3.454	99,40%

### Lists

JxSí	219	56,74%	3.942	51,59%	40	62,50%	860	44,72%	2.355	46,88%	1.898	54,71%
C's	50	12,95%	715	9,36%	5	7,81%	324	16,85%	585	11,65%	623	17,96%
PSC	21	5,44%	922	12,07%	1	1,56%	154	8,01%	734	14,61%	218	6,28%
CatSíqueesPot	30	7,77%	616	8,06%	1	1,56%	171	8,89%	393	7,82%	120	3,46%
PP	16	4,15%	407	5,33%	3	4,69%	158	8,22%	373	7,43%	242	6,98%
CUP	28	7,25%	755	9,88%	5	7,81%	156	8,11%	380	7,57%	208	6,00%
unio.cat	17	4,40%	175	2,29%	9	14,06%	54	2,81%	111	2,21%	126	3,63%
PACMA	4	1,04%	47	0,62%	0	0%	24	1,25%	40	0,80%	10	0,29%
RECORTES CERO-ELS VERDS	1	0,26%	32	0,42%	0	0%	6	0,31%	22	0,44%	9	0,26%

	Sant Vicenç de Torelló		Sant Vicenç dels Horts		Santa Cecília de Voltregà		Santa Coloma de Cervelló		Santa Coloma de Gramenet		Santa Eugènia de Berga	
Counted	100%		100%		100%		100%		100%		100%	
Votes cast	1.336	86,42%	16.067	76,66%	149	93,13%	4.794	82,16%	57.549	73,07%	1.457	86,62%
Abstention	210	13,58%	4.892	23,34%	11	6,88%	1.041	17,84%	21.206	26,93%	225	13,38%
Spoilt ballots	4	0,30%	73	0,45%	0	0%	19	0,40%	203	0,35%	4	0,27%
Blank ballots	4	0,30%	114	0,71%	2	1,34%	27	0,56%	283	0,49%	8	0,55%
Ballots for lists	1.328	99,40%	15.880	98,84%	147	98,66%	4.748	99,04%	57.063	99,16%	1.445	99,18%

### Lists

JxSí	992	74,47%	4.538	28,37%	118	79,19%	1.730	36,23%	7.815	13,63%	1.145	78,80%
C's	33	2,48%	4.069	25,44%	2	1,34%	971	20,34%	13.472	23,49%	53	3,65%
PSC	55	4,13%	2.767	17,30%	1	0,67%	506	10,60%	14.502	25,29%	34	2,34%
CatSíqueesPot	31	2,33%	1.939	12,12%	4	2,68%	629	13,17%	8.439	14,72%	35	2,41%
PP	36	2,70%	1.325	8,28%	3	2,01%	293	6,14%	7.994	13,94%	42	2,89%
CUP	143	10,74%	666	4,16%	12	8,05%	446	9,34%	3.197	5,57%	105	7,23%
unio.cat	34	2,55%	334	2,09%	6	4,03%	105	2,20%	726	1,27%	25	1,72%
PACMA	2	0,15%	162	1,01%	0	0%	44	0,92%	572	1,00%	5	0,34%
RECORTES CERO-ELS VERDS	2	0,15%	80	0,50%	1	0,67%	24	0,50%	346	0,60%	1	0,07%

	Santa Eulàlia de Riuprimer		Santa Eulàlia de Ronçana		Santa Fe del Penedès		Santa Margarida de Montbui		Santa Margarida i els Monjos		Santa Maria de Besora	
Counted	100%		100%		100%		100%		100%		100%	
Votes cast	840	87,23%	4.263	79,16%	257	95,19%	5.326	75,69%	3.909	78,65%	108	81,82%
Abstention	123	12,77%	1.122	20,84%	13	4,81%	1.711	24,31%	1.061	21,35%	24	18,18%
Spoilt ballots	4	0,48%	23	0,54%	1	0,39%	30	0,56%	13	0,33%	0	0%
Blank ballots	3	0,36%	19	0,45%	1	0,39%	43	0,81%	14	0,36%	1	0,93%
Ballots for lists	833	99,17%	4.221	99,01%	255	99,22%	5.253	98,63%	3.882	99,31%	107	99,07%

### Lists

JxSí	631	75,48%	2.012	47,45%	174	67,97%	1.190	22,47%	1.495	38,37%	92	85,19%
C's	37	4,43%	758	17,88%	17	6,64%	1.297	24,49%	723	18,56%	2	1,85%
PSC	22	2,63%	348	8,21%	5	1,95%	1.235	23,32%	673	17,27%	0	0%
CatSíqueesPot	8	0,96%	332	7,83%	3	1,17%	565	10,67%	308	7,91%	1	0,93%
PP	17	2,03%	252	5,94%	4	1,56%	509	9,61%	261	6,70%	0	0%
CUP	91	10,89%	379	8,94%	45	17,58%	271	5,12%	303	7,78%	8	7,41%
unio.cat	24	2,87%	100	2,36%	5	1,95%	116	2,19%	69	1,77%	2	1,85%
PACMA	3	0,36%	22	0,52%	2	0,78%	43	0,81%	37	0,95%	0	0%
RECORTES CERO-ELS VERDS	0	0%	18	0,42%	0	0%	27	0,51%	13	0,33%	2	1,85%

## Municipalities of Barcelona

	Santa Maria de Martorelles		Santa Maria de Merlès		Santa Maria de Miralles		Santa Maria de Palautordera		Santa Maria d'Oló		Santa Perpètua de Mogoda	
Counted	100%		100%		100%		100%		100%		100%	
Votes cast	548	84,31%	105	75,00%	96	86,49%	5.493	82,89%	754	89,87%	14.279	78,01%
Abstention	102	15,69%	35	25,00%	15	13,51%	1.134	17,11%	85	10,13%	4.025	21,99%
Spoilt ballots	1	0,18%	0	0%	0	0%	16	0,29%	1	0,13%	57	0,40%
Blank ballots	1	0,18%	0	0%	0	0%	28	0,51%	6	0,80%	73	0,51%
Ballots for lists	546	99,64%	105	100%	96	100%	5.449	99,20%	747	99,07%	14.149	99,09%

### Lists

JxSí	253	46,25%	69	65,71%	71	73,96%	3.017	55,08%	581	77,16%	3.582	25,19%
C's	42	7,68%	3	2,86%	5	5,21%	506	9,24%	19	2,52%	3.804	26,75%
PSC	37	6,76%	2	1,90%	2	2,08%	505	9,22%	17	2,26%	2.116	14,88%
CatSíqueesPot	75	13,71%	4	3,81%	8	8,33%	320	5,84%	9	1,20%	2.087	14,67%
PP	40	7,31%	1	0,95%	0	0%	334	6,10%	11	1,46%	1.199	8,43%
CUP	81	14,81%	19	18,10%	7	7,29%	596	10,88%	93	12,35%	900	6,33%
unio.cat	14	2,56%	6	5,71%	2	2,08%	126	2,30%	17	2,26%	226	1,59%
PACMA	2	0,37%	1	0,95%	0	0%	34	0,62%	0	0%	155	1,09%
RECORTES CERO-ELS VERDS	2	0,37%	0	0%	1	1,04%	11	0,20%	0	0%	80	0,56%

	Santa Susanna		Santpedor		Sentmenat		Seva		Sitges		Sobremunt	
Counted	100%		100%		100%		100%		100%		100%	
Votes cast	1.828	78,76%	4.698	82,57%	5.049	78,76%	2.259	85,41%	14.030	76,32%	63	91,30%
Abstention	493	21,24%	992	17,43%	1.362	21,24%	386	14,59%	4.352	23,68%	6	8,70%
Spoilt ballots	10	0,55%	19	0,40%	15	0,30%	12	0,53%	37	0,26%	0	0%
Blank ballots	5	0,27%	17	0,36%	30	0,59%	7	0,31%	68	0,48%	0	0%
Ballots for lists	1.813	99,18%	4.662	99,23%	5.004	99,11%	2.240	99,16%	13.925	99,25%	63	100%

### Lists

JxSí	789	43,40%	2.873	61,40%	1.951	38,76%	1.641	73,03%	5.825	41,63%	46	73,02%
C's	391	21,51%	454	9,70%	821	16,31%	123	5,47%	2.841	20,30%	2	3,17%
PSC	121	6,66%	336	7,18%	717	14,24%	74	3,29%	1.423	10,17%	0	0%
CatSíqueesPot	140	7,70%	230	4,92%	527	10,47%	59	2,63%	884	6,32%	0	0%
PP	160	8,80%	210	4,49%	322	6,40%	77	3,43%	1.194	8,53%	1	1,59%
CUP	163	8,97%	418	8,93%	498	9,89%	224	9,97%	1.157	8,27%	12	19,05%
unio.cat	39	2,15%	124	2,65%	100	1,99%	39	1,74%	470	3,36%	1	1,59%
PACMA	4	0,22%	11	0,24%	56	1,11%	1	0,04%	96	0,69%	1	1,59%
RECORTES CERO-ELS VERDS	6	0,33%	6	0,13%	12	0,24%	2	0,09%	35	0,25%	0	0%

	Sora		Subirats		Súria		Tagamanent		Talamanca		Taradell	
Counted	100%		100%		100%		100%		100%		100%	
Votes cast	137	88,96%	1.940	84,27%	3.699	78,54%	194	81,86%	143	89,94%	4.080	85,91%
Abstention	17	11,04%	362	15,73%	1.011	21,46%	43	18,14%	16	10,06%	669	14,09%
Spoilt ballots	0	0%	7	0,36%	14	0,38%	0	0%	0	0%	7	0,17%
Blank ballots	1	0,73%	6	0,31%	24	0,65%	1	0,52%	0	0%	28	0,69%
Ballots for lists	136	99,27%	1.927	99,33%	3.661	98,97%	193	99,48%	143	100%	4.045	99,14%

### Lists

JxSí	103	75,18%	1.260	65,18%	1.539	41,76%	125	64,43%	111	77,62%	3.166	77,73%
C's	2	1,46%	87	4,50%	610	16,55%	11	5,67%	8	5,59%	130	3,19%
PSC	3	2,19%	112	5,79%	674	18,29%	7	3,61%	2	1,40%	109	2,68%
CatSíqueesPot	2	1,46%	61	3,16%	205	5,56%	7	3,61%	3	2,10%	72	1,77%
PP	0	0%	95	4,91%	152	4,12%	7	3,61%	5	3,50%	119	2,92%
CUP	17	12,41%	259	13,40%	358	9,72%	32	16,49%	11	7,69%	344	8,45%
unio.cat	8	5,84%	38	1,97%	103	2,80%	2	1,03%	2	1,40%	89	2,19%
PACMA	0	0%	9	0,47%	11	0,30%	1	0,52%	1	0,70%	11	0,27%
RECORTES CERO-ELS VERDS	1	0,73%	6	0,31%	9	0,24%	1	0,52%	0	0%	5	0,12%

## Municipalities of Barcelona

	Tavernòles		Tavertet		Teià		Terrassa		Tiana		Tona	
Counted	100%		100%		100%		100%		100%		100%	
Votes cast	234	92,86%	88	86,27%	4.056	83,56%	118.222	77,21%	5.553	85,60%	4.871	81,31%
Abstention	18	7,14%	14	13,73%	798	16,44%	34.904	22,79%	934	14,40%	1.120	18,69%
Spoilt ballots	0	0%	1	1,14%	5	0,12%	395	0,33%	7	0,13%	18	0,37%
Blank ballots	3	1,28%	1	1,14%	17	0,42%	630	0,53%	27	0,49%	34	0,70%
Ballots for lists	231	98,72%	86	97,73%	4.034	99,46%	117.197	99,13%	5.519	99,39%	4.819	98,93%

### Lists

JxSí	193	82,48%	60	68,97%	2.333	57,59%	38.671	32,82%	2.963	53,43%	3.259	67,15%
C's	3	1,28%	2	2,30%	501	12,37%	26.190	22,23%	548	9,88%	328	6,76%
PSC	1	0,43%	3	3,45%	212	5,23%	17.692	15,02%	428	7,72%	292	6,02%
CatSíqueesPot	3	1,28%	4	4,60%	217	5,36%	13.200	11,20%	339	6,11%	168	3,46%
PP	6	2,56%	1	1,15%	234	5,78%	8.625	7,32%	449	8,10%	208	4,29%
CUP	15	6,41%	15	17,24%	395	9,75%	8.388	7,12%	573	10,33%	412	8,49%
unio.cat	9	3,85%	1	1,15%	104	2,57%	2.502	2,12%	168	3,03%	122	2,51%
PACMA	1	0,43%	0	0%	25	0,62%	1.273	1,08%	37	0,67%	24	0,49%
RECORTES CERO-ELS VERDS	0	0%	0	0%	13	0,32%	656	0,56%	14	0,25%	6	0,12%

	Tordera		Torelló		Torre de Claramunt, la		Torrelavit		Torrelles de Foix		Torrelles de Llobregat	
Counted	100%		100%		100%		100%		100%		100%	
Votes cast	8.719	72,14%	8.376	81,57%	2.250	77,75%	904	86,18%	1.161	71,40%	3.476	81,27%
Abstention	3.367	27,86%	1.893	18,43%	644	22,25%	145	13,82%	465	28,60%	801	18,73%
Spoilt ballots	52	0,60%	36	0,43%	10	0,44%	2	0,22%	5	0,43%	2	0,06%
Blank ballots	51	0,58%	40	0,48%	15	0,67%	8	0,88%	5	0,43%	11	0,32%
Ballots for lists	8.616	98,82%	8.300	99,09%	2.225	98,89%	894	98,89%	1.151	99,14%	3.463	99,63%

### Lists

JxSí	3.789	43,72%	5.389	64,62%	780	34,82%	613	67,96%	498	43,08%	1.719	49,48%
C's	1.386	15,99%	589	7,06%	484	21,61%	37	4,10%	98	8,48%	509	14,65%
PSC	1.135	13,10%	672	8,06%	351	15,67%	40	4,43%	201	17,39%	285	8,20%
CatSíqueesPot	734	8,47%	325	3,90%	182	8,13%	31	3,44%	103	8,91%	310	8,92%
PP	706	8,15%	296	3,55%	170	7,59%	31	3,44%	115	9,95%	147	4,23%
CUP	514	5,93%	805	9,65%	150	6,70%	112	12,42%	85	7,35%	373	10,74%
unio.cat	238	2,75%	180	2,16%	67	2,99%	22	2,44%	35	3,03%	72	2,07%
PACMA	91	1,05%	31	0,37%	25	1,12%	3	0,33%	15	1,30%	33	0,95%
RECORTES CERO-ELS VERDS	23	0,27%	13	0,16%	16	0,71%	5	0,55%	1	0,09%	15	0,43%

	Ullastrell		Vacarisses		Vallbona d'Anoia		Vallcebre		Vallgorguina		Vallirana	
Counted	100%		100%		100%		100%		100%		100%	
Votes cast	1.301	86,79%	3.534	78,03%	896	82,81%	192	86,88%	1.600	81,47%	8.221	75,72%
Abstention	198	13,21%	995	21,97%	186	17,19%	29	13,12%	364	18,53%	2.636	24,28%
Spoilt ballots	5	0,38%	8	0,23%	7	0,78%	0	0%	3	0,19%	27	0,33%
Blank ballots	3	0,23%	29	0,82%	5	0,56%	0	0%	13	0,81%	55	0,67%
Ballots for lists	1.293	99,39%	3.497	98,95%	884	98,66%	192	100%	1.584	99,00%	8.139	99,00%

### Lists

JxSí	792	61,11%	1.348	38,23%	440	49,49%	149	77,60%	946	59,24%	2.614	31,90%
C's	122	9,41%	708	20,08%	78	8,77%	2	1,04%	146	9,14%	1.850	22,58%
PSC	82	6,33%	392	11,12%	112	12,60%	11	5,73%	68	4,26%	1.428	17,43%
CatSíqueesPot	69	5,32%	385	10,92%	59	6,64%	2	1,04%	96	6,01%	801	9,78%
PP	40	3,09%	224	6,35%	70	7,87%	4	2,08%	75	4,70%	628	7,66%
CUP	149	11,50%	317	8,99%	95	10,69%	20	10,42%	202	12,65%	521	6,36%
unio.cat	25	1,93%	77	2,18%	23	2,59%	4	2,08%	34	2,13%	189	2,31%
PACMA	10	0,77%	34	0,96%	6	0,67%	0	0%	11	0,69%	78	0,95%
RECORTES CERO-ELS VERDS	4	0,31%	12	0,34%	1	0,11%	0	0%	6	0,38%	30	0,37%



## Municipalities of Barcelona

	Vallromanes		Veciana		Vic		Vilada		Viladecans		Viladecavalls	
Counted		<b>100%</b>		<b>100%</b>		<b>100%</b>		<b>100%</b>		<b>100%</b>		<b>100%</b>
Votes cast	1.531	85,72%	108	77,70%	21.080	79,94%	330	83,76%	37.488	77,26%	4.704	82,80%
Abstention	255	14,28%	31	22,30%	5.291	20,06%	64	16,24%	11.035	22,74%	977	17,20%
Spoilt ballots	2	0,13%	0	0%	51	0,24%	4	1,21%	139	0,37%	15	0,32%
Blank ballots	11	0,72%	0	0%	84	0,40%	0	0%	182	0,49%	25	0,53%
Ballots for lists	1.518	99,15%	108	100%	20.945	99,36%	326	98,79%	37.167	99,14%	4.664	99,15%

### Lists

JxSí	875	57,23%	77	71,30%	14.032	66,73%	234	71,78%	6.645	17,79%	1.828	38,98%
C's	248	16,22%	2	1,85%	1.660	7,89%	5	1,53%	10.534	28,20%	1.023	21,82%
PSC	68	4,45%	2	1,85%	1.196	5,69%	17	5,21%	8.158	21,84%	489	10,43%
CatSíqueesPot	64	4,19%	2	1,85%	650	3,09%	1	0,31%	5.580	14,94%	469	10,00%
PP	90	5,89%	10	9,26%	892	4,24%	13	3,99%	3.260	8,73%	336	7,17%
CUP	98	6,41%	6	5,56%	1.821	8,66%	44	13,50%	1.710	4,58%	376	8,02%
unio.cat	67	4,38%	8	7,41%	606	2,88%	10	3,07%	635	1,70%	84	1,79%
PACMA	8	0,52%	1	0,93%	56	0,27%	2	0,61%	404	1,08%	34	0,73%
RECORTES CERO-ELS VERDS	0	0%	0	0%	32	0,15%	0	0%	241	0,65%	25	0,53%

	Vilafranca del Penedès		Vilalba Sasserra		Vilanova de Sau		Vilanova del Camí		Vilanova del Vallès		Vilanova i la Geltrú	
Counted		<b>100%</b>		<b>100%</b>		<b>100%</b>		<b>100%</b>		<b>100%</b>		<b>100%</b>
Votes cast	21.513	78,85%	384	75,15%	239	87,23%	6.983	75,73%	3.094	82,48%	37.034	76,91%
Abstention	5.769	21,15%	127	24,85%	35	12,77%	2.238	24,27%	657	17,52%	11.118	23,09%
Spoilt ballots	101	0,47%	5	1,30%	2	0,84%	24	0,34%	8	0,26%	112	0,30%
Blank ballots	92	0,43%	2	0,52%	2	0,84%	60	0,86%	16	0,52%	160	0,43%
Ballots for lists	21.320	99,10%	377	98,18%	235	98,33%	6.899	98,80%	3.070	99,22%	36.762	99,27%

### Lists

JxSí	10.748	50,20%	207	54,62%	155	65,40%	1.528	21,96%	1.409	45,66%	13.679	37,05%
C's	2.844	13,28%	47	12,40%	12	5,06%	1.932	27,76%	626	20,29%	7.044	19,08%
PSC	2.254	10,53%	24	6,33%	11	4,64%	1.460	20,98%	246	7,97%	4.912	13,30%
CatSíqueesPot	1.212	5,66%	26	6,86%	8	3,38%	721	10,36%	233	7,55%	3.644	9,87%
PP	1.216	5,68%	22	5,80%	5	2,11%	634	9,11%	207	6,71%	2.264	6,13%
CUP	2.383	11,13%	31	8,18%	43	18,14%	366	5,26%	246	7,97%	4.027	10,91%
unio.cat	482	2,25%	13	3,43%	1	0,42%	162	2,33%	62	2,01%	812	2,20%
PACMA	125	0,58%	3	0,79%	0	0%	65	0,93%	26	0,84%	240	0,65%
RECORTES CERO-ELS VERDS	56	0,26%	4	1,06%	0	0%	31	0,45%	15	0,49%	140	0,38%

	Vilassar de Dalt		Vilassar de Mar		Vilobí del Penedès		Viver i Serrateix	
Counted		<b>100%</b>		<b>100%</b>		<b>100%</b>		<b>100%</b>
Votes cast	5.700	83,09%	12.848	84,00%	698	85,12%	117	89,31%
Abstention	1.160	16,91%	2.447	16,00%	122	14,88%	14	10,69%
Spoilt ballots	19	0,33%	35	0,27%	3	0,43%	0	0%
Blank ballots	28	0,49%	84	0,65%	2	0,29%	0	0%
Ballots for lists	5.653	99,18%	12.729	99,07%	693	99,28%	117	100%

### Lists

JxSí	3.127	55,04%	6.586	51,40%	495	71,22%	99	84,62%
C's	643	11,32%	1.919	14,98%	35	5,04%	0	0%
PSC	437	7,69%	881	6,88%	37	5,32%	4	3,42%
CatSíqueesPot	287	5,05%	810	6,32%	18	2,59%	0	0%
PP	389	6,85%	728	5,68%	20	2,88%	1	0,85%
CUP	566	9,96%	1.288	10,05%	73	10,50%	12	10,26%
unio.cat	171	3,01%	411	3,21%	11	1,58%	1	0,85%
PACMA	22	0,39%	71	0,55%	3	0,43%	0	0%
RECORTES CERO-ELS VERDS	11	0,19%	35	0,27%	1	0,14%	0	0%

## Municipalities of Girona

	Residents abroad		Agullana		Aiguaviva		Albanyà		Albons		Alp	
Counted		<b>100%</b>		<b>100%</b>		<b>100%</b>		<b>100%</b>		<b>100%</b>		<b>100%</b>
Votes cast	1.421	9,31%	482	83,25%	501	89,62%	86	84,31%	449	87,35%	903	79,91%
Abstention	13.845	90,69%	97	16,75%	58	10,38%	16	15,69%	65	12,65%	227	20,09%
Spoilt ballots	2	0,14%	5	1,04%	2	0,40%	0	0%	4	0,89%	1	0,11%
Blank ballots	12	0,84%	1	0,21%	3	0,60%	0	0%	0	0%	4	0,44%
Ballots for lists	1.407	99,01%	476	98,76%	496	99,00%	86	100%	445	99,11%	898	99,45%

### Lists

JxSí	848	59,76%	298	62,47%	341	68,34%	55	63,95%	293	65,84%	610	67,63%
C's	100	7,05%	31	6,50%	47	9,42%	0	0%	36	8,09%	91	10,09%
PSC	80	5,64%	26	5,45%	15	3,01%	6	6,98%	21	4,72%	52	5,76%
CUP	146	10,29%	80	16,77%	43	8,62%	21	24,42%	59	13,26%	75	8,31%
PP	88	6,20%	15	3,14%	15	3,01%	1	1,16%	10	2,25%	25	2,77%
CatSíqueesPot	68	4,79%	16	3,35%	16	3,21%	2	2,33%	16	3,60%	12	1,33%
unio.cat	50	3,52%	9	1,89%	19	3,81%	1	1,16%	2	0,45%	21	2,33%
PACMA	11	0,78%	1	0,21%	0	0%	0	0%	2	0,45%	11	1,22%
RECORTES CERO-ELS VERDS	12	0,85%	0	0%	0	0%	0	0%	5	1,12%	0	0%
PIRATA.CAT/XDT	1	0,07%	0	0%	0	0%	0	0%	1	0,22%	1	0,11%
GANEMOS	3	0,21%	0	0%	0	0%	0	0%	0	0%	0	0%

	Amer		Anglès		Arbúcies		Argelaguer		Armentera, l'		Avinyonet de Puigventós	
Counted		<b>100%</b>		<b>100%</b>		<b>100%</b>		<b>100%</b>		<b>100%</b>		<b>100%</b>
Votes cast	1.459	84,63%	2.876	78,82%	3.411	84,37%	292	87,95%	563	87,69%	914	80,04%
Abstention	265	15,37%	773	21,18%	632	15,63%	40	12,05%	79	12,31%	228	19,96%
Spoilt ballots	8	0,55%	52	1,81%	35	1,03%	1	0,34%	2	0,36%	6	0,66%
Blank ballots	4	0,27%	13	0,45%	16	0,47%	5	1,71%	5	0,89%	1	0,11%
Ballots for lists	1.447	99,18%	2.811	97,74%	3.360	98,50%	286	97,95%	556	98,76%	907	99,23%

### Lists

JxSí	1.130	77,88%	2.038	72,17%	2.493	73,84%	186	63,92%	395	70,41%	513	56,50%
C's	36	2,48%	150	5,31%	117	3,47%	5	1,72%	11	1,96%	143	15,75%
PSC	62	4,27%	132	4,67%	134	3,97%	8	2,75%	25	4,46%	64	7,05%
CUP	103	7,10%	231	8,18%	342	10,13%	65	22,34%	72	12,83%	48	5,29%
PP	55	3,79%	104	3,68%	99	2,93%	2	0,69%	21	3,74%	74	8,15%
CatSíqueesPot	27	1,86%	86	3,05%	96	2,84%	13	4,47%	10	1,78%	45	4,96%
unio.cat	33	2,27%	56	1,98%	65	1,93%	6	2,06%	16	2,85%	12	1,32%
PACMA	1	0,07%	4	0,14%	5	0,15%	0	0%	3	0,53%	5	0,55%
RECORTES CERO-ELS VERDS	0	0%	5	0,18%	1	0,03%	0	0%	1	0,18%	1	0,11%
PIRATA.CAT/XDT	0	0%	2	0,07%	3	0,09%	1	0,34%	2	0,36%	2	0,22%
GANEMOS	0	0%	3	0,11%	5	0,15%	0	0%	0	0%	0	0%

	Banyoles		Bàscara		Begur		Bellcaire d'Empordà		Besalú		Bescanó	
Counted		<b>100%</b>		<b>100%</b>		<b>100%</b>		<b>100%</b>		<b>100%</b>		<b>100%</b>
Votes cast	10.190	81,66%	610	84,60%	2.206	79,44%	418	85,66%	1.507	84,85%	3.058	85,51%
Abstention	2.288	18,34%	111	15,40%	571	20,56%	70	14,34%	269	15,15%	518	14,49%
Spoilt ballots	44	0,43%	4	0,66%	9	0,41%	2	0,48%	9	0,60%	32	1,05%
Blank ballots	34	0,33%	7	1,15%	3	0,14%	2	0,48%	7	0,46%	24	0,78%
Ballots for lists	10.112	99,23%	599	98,20%	2.194	99,46%	414	99,04%	1.491	98,94%	3.002	98,17%

### Lists

JxSí	7.270	71,65%	405	66,83%	1.098	49,98%	295	70,91%	1.145	76,44%	2.219	73,33%
C's	505	4,98%	35	5,78%	366	16,66%	15	3,61%	32	2,14%	158	5,22%
PSC	407	4,01%	32	5,28%	244	11,11%	30	7,21%	86	5,74%	114	3,77%
CUP	1.064	10,49%	68	11,22%	141	6,42%	43	10,34%	128	8,54%	271	8,96%
PP	370	3,65%	32	5,28%	135	6,14%	6	1,44%	35	2,34%	76	2,51%
CatSíqueesPot	270	2,66%	16	2,64%	128	5,83%	12	2,88%	36	2,40%	102	3,37%
unio.cat	183	1,80%	9	1,49%	50	2,28%	10	2,40%	24	1,60%	49	1,62%
PACMA	24	0,24%	1	0,17%	22	1,00%	1	0,24%	0	0%	7	0,23%
RECORTES CERO-ELS VERDS	11	0,11%	0	0%	5	0,23%	2	0,48%	1	0,07%	3	0,10%
PIRATA.CAT/XDT	2	0,02%	1	0,17%	2	0,09%	0	0%	3	0,20%	3	0,10%
GANEMOS	6	0,06%	0	0%	3	0,14%	0	0%	1	0,07%	0	0%



## Municipalities of Girona

	Beuda		Bisbal d'Empordà, la		Biure		Blanes		Boadella i les Escaules		Bolvir	
Counted	100%		100%		100%		100%		100%		100%	
Votes cast	114	82,01%	5.362	77,53%	147	80,33%	20.267	74,16%	163	81,09%	225	80,07%
Abstention	25	17,99%	1.554	22,47%	36	19,67%	7.060	25,84%	38	18,91%	56	19,93%
Spoilt ballots	0	0%	22	0,41%	0	0%	154	0,76%	1	0,61%	3	1,33%
Blank ballots	0	0%	22	0,41%	2	1,36%	122	0,60%	2	1,23%	4	1,78%
Ballots for lists	114	100%	5.318	99,18%	145	98,64%	19.991	98,64%	160	98,16%	218	96,89%

### Lists

JxSí	66	57,89%	3.125	58,52%	77	52,38%	6.682	33,22%	97	59,88%	157	70,72%
C's	2	1,75%	380	7,12%	9	6,12%	4.127	20,52%	10	6,17%	13	5,86%
PSC	12	10,53%	549	10,28%	9	6,12%	2.845	14,15%	5	3,09%	5	2,25%
CUP	29	25,44%	679	12,72%	20	13,61%	1.428	7,10%	25	15,43%	11	4,95%
PP	0	0%	244	4,57%	21	14,29%	1.669	8,30%	12	7,41%	12	5,41%
CatSíqueesPot	3	2,63%	210	3,93%	5	3,40%	2.585	12,85%	5	3,09%	3	1,35%
unio.cat	1	0,88%	100	1,87%	4	2,72%	411	2,04%	4	2,47%	16	7,21%
PACMA	0	0%	17	0,32%	0	0%	143	0,71%	1	0,62%	1	0,45%
RECORTES CERO-ELS VERDS	1	0,88%	7	0,13%	0	0%	73	0,36%	0	0%	0	0%
PIRATA.CAT/XDT	0	0%	4	0,07%	0	0%	11	0,05%	1	0,62%	0	0%
GANEMOS	0	0%	3	0,06%	0	0%	17	0,08%	0	0%	0	0%

	Bordils		Borrassà		Breda		Brunyola		Cabanelles		Cabanes	
Counted	100%		100%		100%		100%		100%		100%	
Votes cast	956	85,74%	466	86,94%	2.366	83,84%	243	80,73%	132	79,04%	511	79,60%
Abstention	159	14,26%	70	13,06%	456	16,16%	58	19,27%	35	20,96%	131	20,40%
Spoilt ballots	5	0,52%	2	0,43%	35	1,48%	2	0,82%	0	0%	0	0%
Blank ballots	1	0,10%	1	0,21%	5	0,21%	1	0,41%	1	0,76%	6	1,17%
Ballots for lists	950	99,37%	463	99,36%	2.326	98,31%	240	98,77%	131	99,24%	505	98,83%

### Lists

JxSí	671	70,56%	339	73,06%	1.540	66,07%	188	78,01%	88	66,67%	276	54,01%
C's	36	3,79%	40	8,62%	151	6,48%	14	5,81%	6	4,55%	89	17,42%
PSC	36	3,79%	13	2,80%	166	7,12%	0	0%	2	1,52%	25	4,89%
CUP	121	12,72%	37	7,97%	258	11,07%	25	10,37%	24	18,18%	44	8,61%
PP	41	4,31%	9	1,94%	98	4,20%	2	0,83%	6	4,55%	48	9,39%
CatSíqueesPot	21	2,21%	11	2,37%	75	3,22%	3	1,24%	4	3,03%	12	2,35%
unio.cat	24	2,52%	12	2,59%	33	1,42%	6	2,49%	1	0,76%	8	1,57%
PACMA	0	0%	0	0%	3	0,13%	0	0%	0	0%	1	0,20%
RECORTES CERO-ELS VERDS	0	0%	1	0,22%	2	0,09%	2	0,83%	0	0%	2	0,39%
PIRATA.CAT/XDT	0	0%	0	0%	0	0%	0	0%	0	0%	0	0%
GANEMOS	0	0%	1	0,22%	0	0%	0	0%	0	0%	0	0%

	Cadaqués		Caldes de Malavella		Calonge		Camós		Campdevàrol		Campelles	
Counted	100%		100%		100%		100%		100%		100%	
Votes cast	1.249	73,21%	4.068	76,91%	5.179	75,74%	491	89,44%	2.254	82,44%	92	88,46%
Abstention	457	26,79%	1.221	23,09%	1.659	24,26%	58	10,56%	480	17,56%	12	11,54%
Spoilt ballots	8	0,64%	13	0,32%	32	0,62%	1	0,20%	10	0,44%	0	0%
Blank ballots	8	0,64%	25	0,61%	25	0,48%	3	0,61%	12	0,53%	0	0%
Ballots for lists	1.233	98,72%	4.030	99,07%	5.122	98,90%	487	99,19%	2.232	99,02%	92	100%

### Lists

JxSí	843	67,93%	2.104	51,89%	2.756	53,55%	388	79,18%	1.397	62,25%	78	84,78%
C's	116	9,35%	571	14,08%	773	15,02%	12	2,45%	234	10,43%	0	0%
PSC	71	5,72%	345	8,51%	476	9,25%	12	2,45%	151	6,73%	0	0%
CUP	81	6,53%	317	7,82%	429	8,33%	30	6,12%	210	9,36%	8	8,70%
PP	24	1,93%	299	7,37%	293	5,69%	19	3,88%	85	3,79%	4	4,35%
CatSíqueesPot	69	5,56%	287	7,08%	257	4,99%	12	2,45%	95	4,23%	1	1,09%
unio.cat	19	1,53%	56	1,38%	84	1,63%	12	2,45%	47	2,09%	1	1,09%
PACMA	2	0,16%	26	0,64%	27	0,52%	2	0,41%	4	0,18%	0	0%
RECORTES CERO-ELS VERDS	4	0,32%	20	0,49%	17	0,33%	0	0%	6	0,27%	0	0%
PIRATA.CAT/XDT	0	0%	3	0,07%	3	0,06%	0	0%	2	0,09%	0	0%
GANEMOS	4	0,32%	2	0,05%	7	0,14%	0	0%	1	0,04%	0	0%

## Municipalities of Girona

	Campllong		Camprodon		Canet d'Adri		Cantallops		Capmany		Cassà de la Selva	
Counted	100%		100%		100%		100%		100%		100%	
Votes cast	331	90,44%	1.492	84,10%	479	89,03%	181	83,41%	323	78,40%	5.611	82,84%
Abstention	35	9,56%	282	15,90%	59	10,97%	36	16,59%	89	21,60%	1.162	17,16%
Spoilt ballots	1	0,30%	2	0,13%	1	0,21%	3	1,66%	0	0%	26	0,46%
Blank ballots	3	0,91%	5	0,34%	5	1,04%	2	1,10%	3	0,93%	28	0,50%
Ballots for lists	327	98,79%	1.485	99,53%	473	98,75%	176	97,24%	320	99,07%	5.557	99,04%

### Lists

JxSí	242	73,33%	1.018	68,32%	342	71,55%	126	70,79%	200	61,92%	3.830	68,58%
C's	24	7,27%	61	4,09%	19	3,97%	6	3,37%	24	7,43%	509	9,11%
PSC	9	2,73%	113	7,58%	13	2,72%	14	7,87%	22	6,81%	331	5,93%
CUP	28	8,48%	133	8,93%	68	14,23%	17	9,55%	23	7,12%	426	7,63%
PP	12	3,64%	59	3,96%	12	2,51%	4	2,25%	13	4,02%	169	3,03%
CatSíqueesPot	1	0,30%	50	3,36%	16	3,35%	7	3,93%	23	7,12%	151	2,70%
unio.cat	6	1,82%	44	2,95%	2	0,42%	2	1,12%	13	4,02%	109	1,95%
PACMA	4	1,21%	5	0,34%	0	0%	0	0%	0	0%	22	0,39%
RECORTES CERO-ELS VERDS	1	0,30%	0	0%	1	0,21%	0	0%	1	0,31%	7	0,13%
PIRATA.CAT/XDT	0	0%	1	0,07%	0	0%	0	0%	0	0%	2	0,04%
GANEMOS	0	0%	1	0,07%	0	0%	0	0%	1	0,31%	1	0,02%

	Castellfollit de la Roca		Castelló d'Empúries		Castell-Platja d'Aro		Cellera de Ter, la		Celrà		Cervià de Ter	
Counted	100%		100%		100%		100%		100%		100%	
Votes cast	592	82,80%	3.442	71,38%	4.686	74,61%	1.317	86,13%	2.622	83,93%	586	89,33%
Abstention	123	17,20%	1.380	28,62%	1.595	25,39%	212	13,87%	502	16,07%	70	10,67%
Spoilt ballots	6	1,01%	6	0,17%	33	0,70%	5	0,38%	16	0,61%	1	0,17%
Blank ballots	4	0,68%	18	0,52%	16	0,34%	4	0,30%	17	0,65%	6	1,02%
Ballots for lists	582	98,31%	3.418	99,30%	4.637	98,95%	1.308	99,32%	2.589	98,74%	579	98,81%

### Lists

JxSí	420	71,67%	1.595	46,42%	2.211	47,52%	1.053	80,26%	1.456	55,87%	418	71,45%
C's	21	3,58%	596	17,35%	927	19,92%	27	2,06%	227	8,71%	38	6,50%
PSC	38	6,48%	279	8,12%	538	11,56%	48	3,66%	194	7,44%	15	2,56%
CUP	40	6,83%	259	7,54%	234	5,03%	97	7,39%	460	17,65%	67	11,45%
PP	22	3,75%	408	11,87%	335	7,20%	25	1,91%	86	3,30%	18	3,08%
CatSíqueesPot	20	3,41%	171	4,98%	216	4,64%	29	2,21%	103	3,95%	12	2,05%
unio.cat	19	3,24%	74	2,15%	129	2,77%	25	1,91%	41	1,57%	9	1,54%
PACMA	1	0,17%	17	0,49%	30	0,64%	2	0,15%	14	0,54%	2	0,34%
RECORTES CERO-ELS VERDS	1	0,17%	11	0,32%	7	0,15%	1	0,08%	3	0,12%	0	0%
PIRATA.CAT/XDT	0	0%	5	0,15%	4	0,09%	1	0,08%	4	0,15%	0	0%
GANEMOS	0	0%	3	0,09%	6	0,13%	0	0%	1	0,04%	0	0%

	Cistella		Colera		Colomers		Corçà		Cornellà del Terri		Crespià	
Counted	100%		100%		100%		100%		100%		100%	
Votes cast	184	83,64%	293	78,76%	133	86,36%	805	84,03%	1.452	85,11%	139	75,96%
Abstention	36	16,36%	79	21,24%	21	13,64%	153	15,97%	254	14,89%	44	24,04%
Spoilt ballots	1	0,54%	4	1,37%	0	0%	4	0,50%	3	0,21%	0	0%
Blank ballots	2	1,09%	0	0%	0	0%	4	0,50%	8	0,55%	1	0,72%
Ballots for lists	181	98,37%	289	98,63%	133	100%	797	99,01%	1.441	99,24%	138	99,28%

### Lists

JxSí	125	68,31%	156	53,98%	87	65,41%	575	71,79%	1.075	74,19%	95	68,35%
C's	7	3,83%	37	12,80%	2	1,50%	23	2,87%	58	4,00%	9	6,47%
PSC	1	0,55%	22	7,61%	6	4,51%	44	5,49%	40	2,76%	2	1,44%
CUP	24	13,11%	39	13,49%	32	24,06%	82	10,24%	123	8,49%	21	15,11%
PP	14	7,65%	10	3,46%	2	1,50%	29	3,62%	60	4,14%	4	2,88%
CatSíqueesPot	2	1,09%	15	5,19%	2	1,50%	17	2,12%	40	2,76%	3	2,16%
unio.cat	8	4,37%	7	2,42%	0	0%	17	2,12%	36	2,48%	3	2,16%
PACMA	0	0%	1	0,35%	2	1,50%	4	0,50%	3	0,21%	1	0,72%
RECORTES CERO-ELS VERDS	0	0%	1	0,35%	0	0%	3	0,37%	2	0,14%	0	0%
PIRATA.CAT/XDT	0	0%	1	0,35%	0	0%	1	0,12%	3	0,21%	0	0%
GANEMOS	0	0%	0	0%	0	0%	2	0,25%	1	0,07%	0	0%

## Municipalities of Girona

	Cruïlles, Monells i Sant Sadurní de l'Heura		Darnius		Das		Escala, l'		Espinelles		Espolla	
Counted	100%		100%		100%		100%		100%		100%	
Votes cast	824	83,49%	330	79,33%	137	83,54%	4.366	73,12%	150	91,46%	279	86,38%
Abstention	163	16,51%	86	20,67%	27	16,46%	1.605	26,88%	14	8,54%	44	13,62%
Spoilt ballots	2	0,24%	0	0%	0	0%	9	0,21%	3	2,00%	4	1,43%
Blank ballots	8	0,97%	2	0,61%	1	0,73%	20	0,46%	0	0%	6	2,15%
Ballots for lists	814	98,79%	328	99,39%	136	99,27%	4.337	99,34%	147	98,00%	269	96,42%

### Lists

JxSí	501	60,95%	175	53,03%	88	64,23%	2.324	53,34%	108	73,47%	165	60,00%
C's	44	5,35%	22	6,67%	11	8,03%	527	12,10%	4	2,72%	23	8,36%
PSC	40	4,87%	16	4,85%	2	1,46%	507	11,64%	3	2,04%	21	7,64%
CUP	129	15,69%	44	13,33%	24	17,52%	433	9,94%	26	17,69%	33	12,00%
PP	28	3,41%	44	13,33%	4	2,92%	277	6,36%	2	1,36%	10	3,64%
CatSíqueesPot	36	4,38%	11	3,33%	1	0,73%	163	3,74%	1	0,68%	6	2,18%
unio.cat	31	3,77%	12	3,64%	4	2,92%	78	1,79%	2	1,36%	11	4,00%
PACMA	3	0,36%	2	0,61%	2	1,46%	15	0,34%	1	0,68%	0	0%
RECORTES CERO-ELS VERDS	2	0,24%	0	0%	0	0%	7	0,16%	0	0%	0	0%
PIRATA.CAT/XDT	0	0%	2	0,61%	0	0%	2	0,05%	0	0%	0	0%
GANEMOS	0	0%	0	0%	0	0%	4	0,09%	0	0%	0	0%

	Esponellà		Far d'Empordà, el		Figueres		Flaçà		Foixà		Fontanals de Cerdanya	
Counted	100%		100%		100%		100%		100%		100%	
Votes cast	284	86,32%	308	76,81%	18.537	69,98%	605	85,57%	215	87,40%	319	85,98%
Abstention	45	13,68%	93	23,19%	7.952	30,02%	102	14,43%	31	12,60%	52	14,02%
Spoilt ballots	1	0,35%	2	0,65%	87	0,47%	3	0,50%	1	0,47%	4	1,25%
Blank ballots	2	0,70%	0	0%	104	0,56%	6	0,99%	0	0%	1	0,31%
Ballots for lists	281	98,94%	306	99,35%	18.346	98,97%	596	98,51%	214	99,53%	314	98,43%

### Lists

JxSí	220	77,74%	200	65,36%	8.180	44,34%	417	69,27%	138	64,49%	210	66,67%
C's	7	2,47%	25	8,17%	3.430	18,59%	14	2,33%	16	7,48%	23	7,30%
PSC	4	1,41%	27	8,82%	1.846	10,01%	40	6,64%	8	3,74%	8	2,54%
CUP	23	8,13%	21	6,86%	1.454	7,88%	69	11,46%	37	17,29%	24	7,62%
PP	4	1,41%	15	4,90%	1.918	10,40%	13	2,16%	1	0,47%	28	8,89%
CatSíqueesPot	10	3,53%	12	3,92%	912	4,94%	20	3,32%	6	2,80%	9	2,86%
unio.cat	10	3,53%	5	1,63%	436	2,36%	19	3,16%	7	3,27%	11	3,49%
PACMA	2	0,71%	1	0,33%	88	0,48%	1	0,17%	0	0%	1	0,32%
RECORTES CERO-ELS VERDS	1	0,35%	0	0%	43	0,23%	1	0,17%	0	0%	0	0%
PIRATA.CAT/XDT	0	0%	0	0%	25	0,14%	2	0,33%	0	0%	0	0%
GANEMOS	0	0%	0	0%	14	0,08%	0	0%	1	0,47%	0	0%

	Fontanilles		Fontcoberta		Forallac		Fornells de la Selva		Fortià		Garrigàs	
Counted	100%		100%		100%		100%		100%		100%	
Votes cast	96	89,72%	986	87,72%	1.164	86,35%	1.677	90,55%	412	80,78%	260	79,27%
Abstention	11	10,28%	138	12,28%	184	13,65%	175	9,45%	98	19,22%	68	20,73%
Spoilt ballots	1	1,04%	1	0,10%	5	0,43%	2	0,12%	0	0%	2	0,77%
Blank ballots	1	1,04%	4	0,41%	7	0,60%	6	0,36%	2	0,49%	2	0,77%
Ballots for lists	94	97,92%	981	99,49%	1.152	98,97%	1.669	99,52%	410	99,51%	256	98,46%

### Lists

JxSí	76	80,00%	759	77,06%	794	68,51%	1.206	72,00%	238	57,77%	179	69,38%
C's	3	3,16%	22	2,23%	91	7,85%	166	9,91%	52	12,62%	18	6,98%
PSC	1	1,05%	30	3,05%	44	3,80%	38	2,27%	36	8,74%	4	1,55%
CUP	5	5,26%	104	10,56%	103	8,89%	121	7,22%	39	9,47%	40	15,50%
PP	1	1,05%	33	3,35%	36	3,11%	49	2,93%	27	6,55%	6	2,33%
CatSíqueesPot	2	2,11%	15	1,52%	40	3,45%	34	2,03%	11	2,67%	4	1,55%
unio.cat	6	6,32%	18	1,83%	39	3,36%	47	2,81%	5	1,21%	4	1,55%
PACMA	0	0%	0	0%	2	0,17%	7	0,42%	2	0,49%	1	0,39%
RECORTES CERO-ELS VERDS	0	0%	0	0%	2	0,17%	0	0%	0	0%	0	0%
PIRATA.CAT/XDT	0	0%	0	0%	1	0,09%	1	0,06%	0	0%	0	0%
GANEMOS	0	0%	0	0%	0	0%	0	0%	0	0%	0	0%

## Municipalities of Girona

	Garrigoles		Garriguella		Ger		Girona		Gombrèn		Gualta	
Counted	100%		100%		100%		100%		100%		100%	
Votes cast	101	82,79%	463	83,88%	271	82,87%	50.479	78,68%	128	92,09%	203	84,23%
Abstention	21	17,21%	89	16,12%	56	17,13%	13.677	21,32%	11	7,91%	38	15,77%
Spoilt ballots	5	4,95%	5	1,08%	2	0,74%	185	0,37%	1	0,78%	0	0%
Blank ballots	0	0%	3	0,65%	1	0,37%	267	0,53%	1	0,78%	0	0%
Ballots for lists	96	95,05%	455	98,27%	268	98,89%	50.027	99,10%	126	98,44%	203	100%

### Lists

JxSí	63	65,63%	289	63,10%	202	75,09%	26.499	52,69%	77	60,63%	135	66,50%
C's	5	5,21%	41	8,95%	20	7,43%	6.592	13,11%	5	3,94%	14	6,90%
PSC	1	1,04%	25	5,46%	1	0,37%	4.718	9,38%	8	6,30%	7	3,45%
CUP	20	20,83%	36	7,86%	18	6,69%	5.059	10,06%	16	12,60%	31	15,27%
PP	1	1,04%	24	5,24%	14	5,20%	3.061	6,09%	12	9,45%	7	3,45%
CatSíqueesPot	2	2,08%	26	5,68%	1	0,37%	2.437	4,85%	2	1,57%	4	1,97%
unio.cat	4	4,17%	12	2,62%	11	4,09%	1.196	2,38%	6	4,72%	5	2,46%
PACMA	0	0%	1	0,22%	1	0,37%	265	0,53%	0	0%	0	0%
RECORTES CERO-ELS VERDS	0	0%	1	0,22%	0	0%	117	0,23%	0	0%	0	0%
PIRATA.CAT/XDT	0	0%	0	0%	0	0%	49	0,10%	0	0%	0	0%
GANEMOS	0	0%	0	0%	0	0%	34	0,07%	0	0%	0	0%

	Guils de Cerdanya		Hostalric		Isòvol		Jafre		Jonquera, la		Juià	
Counted	100%		100%		100%		100%		100%		100%	
Votes cast	342	83,01%	2.279	77,91%	204	86,81%	260	90,28%	1.257	71,83%	185	84,47%
Abstention	70	16,99%	646	22,09%	31	13,19%	28	9,72%	493	28,17%	34	15,53%
Spoilt ballots	4	1,17%	85	3,73%	2	0,98%	2	0,77%	5	0,40%	0	0%
Blank ballots	4	1,17%	15	0,66%	4	1,96%	0	0%	4	0,32%	0	0%
Ballots for lists	334	97,66%	2.179	95,61%	198	97,06%	258	99,23%	1.248	99,28%	185	100%

### Lists

JxSí	225	66,57%	1.196	54,51%	134	66,34%	185	71,71%	516	41,21%	135	72,97%
C's	38	11,24%	188	8,57%	10	4,95%	11	4,26%	236	18,85%	6	3,24%
PSC	9	2,66%	231	10,53%	7	3,47%	8	3,10%	174	13,90%	2	1,08%
CUP	28	8,28%	160	7,29%	22	10,89%	36	13,95%	81	6,47%	22	11,89%
PP	21	6,21%	144	6,56%	6	2,97%	4	1,55%	134	10,70%	12	6,49%
CatSíqueesPot	7	2,07%	196	8,93%	7	3,47%	6	2,33%	68	5,43%	8	4,32%
unio.cat	6	1,78%	39	1,78%	12	5,94%	8	3,10%	26	2,08%	0	0%
PACMA	0	0%	17	0,77%	0	0%	0	0%	5	0,40%	0	0%
RECORTES CERO-ELS VERDS	0	0%	3	0,14%	0	0%	0	0%	4	0,32%	0	0%
PIRATA.CAT/XDT	0	0%	1	0,05%	0	0%	0	0%	1	0,08%	0	0%
GANEMOS	0	0%	4	0,18%	0	0%	0	0%	3	0,24%	0	0%

	Lladó		Llagostera		Llambilles		Llanars		Llançà		Llers	
Counted	100%		100%		100%		100%		100%		100%	
Votes cast	454	84,86%	4.234	77,09%	487	88,55%	345	83,54%	2.805	80,70%	723	81,33%
Abstention	81	15,14%	1.258	22,91%	63	11,45%	68	16,46%	671	19,30%	166	18,67%
Spoilt ballots	2	0,44%	19	0,45%	1	0,21%	6	1,74%	21	0,75%	3	0,41%
Blank ballots	0	0%	21	0,50%	4	0,82%	1	0,29%	10	0,36%	8	1,11%
Ballots for lists	452	99,56%	4.194	99,06%	482	98,97%	338	97,97%	2.774	98,89%	712	98,48%

### Lists

JxSí	328	72,57%	2.549	60,47%	368	75,72%	260	76,70%	1.440	51,72%	459	63,75%
C's	10	2,21%	514	12,19%	24	4,94%	14	4,13%	432	15,52%	77	10,69%
PSC	14	3,10%	327	7,76%	24	4,94%	15	4,42%	271	9,73%	24	3,33%
CUP	56	12,39%	371	8,80%	27	5,56%	24	7,08%	269	9,66%	79	10,97%
PP	20	4,42%	168	3,99%	17	3,50%	9	2,65%	158	5,68%	34	4,72%
CatSíqueesPot	16	3,54%	137	3,25%	11	2,26%	3	0,88%	103	3,70%	17	2,36%
unio.cat	7	1,55%	92	2,18%	10	2,06%	12	3,54%	75	2,69%	13	1,81%
PACMA	0	0%	23	0,55%	1	0,21%	0	0%	14	0,50%	8	1,11%
RECORTES CERO-ELS VERDS	1	0,22%	5	0,12%	0	0%	1	0,29%	5	0,18%	1	0,14%
PIRATA.CAT/XDT	0	0%	6	0,14%	0	0%	0	0%	3	0,11%	0	0%
GANEMOS	0	0%	2	0,05%	0	0%	0	0%	4	0,14%	0	0%

## Municipalities of Girona

	Llívia		Lloret de Mar		Llosses, les		Maçanet de Cabrenys		Maçanet de la Selva		Madremanya	
Counted	100%		100%		100%		100%		100%		100%	
Votes cast	804	77,31%	13.919	71,06%	133	75,14%	472	81,52%	3.557	72,05%	177	89,39%
Abstention	236	22,69%	5.670	28,94%	44	24,86%	107	18,48%	1.380	27,95%	21	10,61%
Spoilt ballots	7	0,87%	81	0,58%	1	0,75%	5	1,06%	20	0,56%	1	0,56%
Blank ballots	2	0,25%	68	0,49%	0	0%	5	1,06%	10	0,28%	4	2,26%
Ballots for lists	795	98,88%	13.770	98,93%	132	99,25%	462	97,88%	3.527	99,16%	172	97,18%

### Lists

JxSí	512	64,24%	4.722	34,12%	92	69,70%	317	67,88%	1.413	39,95%	112	63,64%
C's	106	13,30%	3.378	24,41%	2	1,52%	32	6,85%	660	18,66%	7	3,98%
PSC	37	4,64%	1.983	14,33%	0	0%	22	4,71%	469	13,26%	2	1,14%
CUP	58	7,28%	632	4,57%	22	16,67%	46	9,85%	305	8,62%	38	21,59%
PP	43	5,40%	1.408	10,17%	6	4,55%	18	3,85%	290	8,20%	5	2,84%
CatSíqueesPot	10	1,25%	1.168	8,44%	5	3,79%	10	2,14%	271	7,66%	2	1,14%
unio.cat	21	2,63%	279	2,02%	5	3,79%	15	3,21%	54	1,53%	3	1,70%
PACMA	6	0,75%	117	0,85%	0	0%	1	0,21%	42	1,19%	1	0,57%
RECORTES CERO-ELS VERDS	1	0,13%	58	0,42%	0	0%	0	0%	6	0,17%	2	1,14%
PIRATA.CAT/XDT	1	0,13%	12	0,09%	0	0%	1	0,21%	5	0,14%	0	0%
GANEMOS	0	0%	13	0,09%	0	0%	0	0%	12	0,34%	0	0%

	Maià de Montcal		Masarac		Massanes		Meranges		Mieres		Mollet de Peralada	
Counted	100%		100%		100%		100%		100%		100%	
Votes cast	259	82,75%	163	82,74%	414	76,52%	67	84,81%	216	84,05%	122	86,52%
Abstention	54	17,25%	34	17,26%	127	23,48%	12	15,19%	41	15,95%	19	13,48%
Spoilt ballots	1	0,39%	3	1,84%	16	3,86%	0	0%	3	1,39%	1	0,82%
Blank ballots	2	0,77%	1	0,61%	2	0,48%	0	0%	2	0,93%	1	0,82%
Ballots for lists	256	98,84%	159	97,55%	396	95,65%	67	100%	211	97,69%	120	98,36%

### Lists

JxSí	142	55,04%	118	73,75%	214	53,77%	41	61,19%	120	56,34%	89	73,55%
C's	20	7,75%	1	0,63%	26	6,53%	9	13,43%	13	6,10%	4	3,31%
PSC	18	6,98%	8	5,00%	43	10,80%	1	1,49%	5	2,35%	4	3,31%
CUP	41	15,89%	20	12,50%	42	10,55%	6	8,96%	58	27,23%	11	9,09%
PP	17	6,59%	3	1,88%	28	7,04%	9	13,43%	6	2,82%	4	3,31%
CatSíqueesPot	10	3,88%	2	1,25%	27	6,78%	1	1,49%	2	0,94%	5	4,13%
unio.cat	7	2,71%	6	3,75%	9	2,26%	0	0%	5	2,35%	3	2,48%
PACMA	0	0%	1	0,63%	5	1,26%	0	0%	1	0,47%	0	0%
RECORTES CERO-ELS VERDS	0	0%	0	0%	1	0,25%	0	0%	0	0%	0	0%
PIRATA.CAT/XDT	0	0%	0	0%	0	0%	0	0%	1	0,47%	0	0%
GANEMOS	1	0,39%	0	0%	1	0,25%	0	0%	0	0%	0	0%

	Molló		Montagut i Oix		Mont-ras		Navata		Ogassa		Olot	
Counted	100%		100%		100%		100%		100%		100%	
Votes cast	231	86,52%	583	83,52%	1.072	80,78%	739	85,04%	165	85,94%	18.051	78,31%
Abstention	36	13,48%	115	16,48%	255	19,22%	130	14,96%	27	14,06%	5.000	21,69%
Spoilt ballots	1	0,43%	0	0%	3	0,28%	1	0,14%	1	0,61%	65	0,36%
Blank ballots	0	0%	1	0,17%	2	0,19%	7	0,95%	1	0,61%	99	0,55%
Ballots for lists	230	99,57%	582	99,83%	1.067	99,53%	731	98,92%	163	98,79%	17.887	99,09%

### Lists

JxSí	182	79,13%	421	72,21%	542	50,70%	500	67,75%	119	72,56%	11.848	65,87%
C's	6	2,61%	12	2,06%	183	17,12%	64	8,67%	10	6,10%	1.223	6,80%
PSC	4	1,74%	9	1,54%	122	11,41%	14	1,90%	6	3,66%	1.473	8,19%
CUP	20	8,70%	85	14,58%	67	6,27%	85	11,52%	13	7,93%	1.443	8,02%
PP	6	2,61%	16	2,74%	77	7,20%	17	2,30%	3	1,83%	824	4,58%
CatSíqueesPot	1	0,43%	22	3,77%	51	4,77%	31	4,20%	6	3,66%	613	3,41%
unio.cat	11	4,78%	10	1,72%	16	1,50%	19	2,57%	6	3,66%	349	1,94%
PACMA	0	0%	4	0,69%	5	0,47%	1	0,14%	0	0%	58	0,32%
RECORTES CERO-ELS VERDS	0	0%	1	0,17%	2	0,19%	0	0%	0	0%	21	0,12%
PIRATA.CAT/XDT	0	0%	2	0,34%	0	0%	0	0%	0	0%	11	0,06%
GANEMOS	0	0%	0	0%	2	0,19%	0	0%	0	0%	24	0,13%

## Municipalities of Girona

	Ordis		Osor		Palafrugell		Palamós		Palau de Santa Eulàlia		Palau-sator	
Counted		<b>100%</b>		<b>100%</b>		<b>100%</b>		<b>100%</b>		<b>100%</b>		<b>100%</b>
Votes cast	234	84,48%	294	84,73%	10.506	73,63%	9.728	75,69%	63	92,65%	197	89,14%
Abstention	43	15,52%	53	15,27%	3.762	26,37%	3.125	24,31%	5	7,35%	24	10,86%
Spoilt ballots	0	0%	7	2,38%	45	0,43%	46	0,47%	0	0%	0	0%
Blank ballots	3	1,28%	3	1,02%	63	0,60%	55	0,57%	0	0%	2	1,02%
Ballots for lists	231	98,72%	284	96,60%	10.398	98,97%	9.627	98,96%	63	100%	195	98,98%

### Lists

JxSí	158	67,52%	210	73,17%	5.307	50,73%	5.207	53,78%	42	66,67%	153	77,66%
C's	10	4,27%	7	2,44%	1.486	14,21%	1.572	16,24%	4	6,35%	7	3,55%
PSC	10	4,27%	8	2,79%	1.370	13,10%	969	10,01%	5	7,94%	2	1,02%
CUP	39	16,67%	33	11,50%	761	7,27%	650	6,71%	5	7,94%	20	10,15%
PP	8	3,42%	10	3,48%	679	6,49%	590	6,09%	1	1,59%	2	1,02%
CatSíqueesPot	0	0%	8	2,79%	487	4,66%	379	3,91%	6	9,52%	3	1,52%
unio.cat	6	2,56%	6	2,09%	228	2,18%	168	1,74%	0	0%	8	4,06%
PACMA	0	0%	2	0,70%	37	0,35%	42	0,43%	0	0%	0	0%
RECORTES CERO-ELS VERDS	0	0%	0	0%	21	0,20%	14	0,14%	0	0%	0	0%
PIRATA.CAT/XDT	0	0%	0	0%	9	0,09%	25	0,26%	0	0%	0	0%
GANEMOS	0	0%	0	0%	13	0,12%	11	0,11%	0	0%	0	0%

	Palau-saverdera		Palol de Revardit		Pals		Pardines		Parlavà		Pau	
Counted		<b>100%</b>		<b>100%</b>		<b>100%</b>		<b>100%</b>		<b>100%</b>		<b>100%</b>
Votes cast	629	78,43%	312	87,15%	1.314	80,32%	109	85,16%	284	92,21%	254	84,11%
Abstention	173	21,57%	46	12,85%	322	19,68%	19	14,84%	24	7,79%	48	15,89%
Spoilt ballots	10	1,59%	4	1,28%	9	0,68%	0	0%	0	0%	0	0%
Blank ballots	8	1,27%	0	0%	12	0,91%	3	2,75%	0	0%	0	0%
Ballots for lists	611	97,14%	308	98,72%	1.293	98,40%	106	97,25%	284	100%	254	100%

### Lists

JxSí	388	62,68%	251	81,49%	862	66,05%	94	86,24%	239	84,15%	171	67,32%
C's	92	14,86%	15	4,87%	97	7,43%	0	0%	8	2,82%	30	11,81%
PSC	29	4,68%	8	2,60%	113	8,66%	1	0,92%	4	1,41%	7	2,76%
CUP	28	4,52%	21	6,82%	97	7,43%	6	5,50%	27	9,51%	17	6,69%
PP	39	6,30%	7	2,27%	41	3,14%	3	2,75%	4	1,41%	17	6,69%
CatSíqueesPot	18	2,91%	5	1,62%	36	2,76%	1	0,92%	2	0,70%	2	0,79%
unio.cat	14	2,26%	0	0%	40	3,07%	1	0,92%	0	0%	9	3,54%
PACMA	3	0,48%	1	0,32%	4	0,31%	0	0%	0	0%	1	0,39%
RECORTES CERO-ELS VERDS	0	0%	0	0%	1	0,08%	0	0%	0	0%	0	0%
PIRATA.CAT/XDT	0	0%	0	0%	1	0,08%	0	0%	0	0%	0	0%
GANEMOS	0	0%	0	0%	1	0,08%	0	0%	0	0%	0	0%

	Pedret i Marzá		Pera, la		Peralada		Planes d'Hostoles, les		Planoles		Pont de Molins	
Counted		<b>100%</b>		<b>100%</b>		<b>100%</b>		<b>100%</b>		<b>100%</b>		<b>100%</b>
Votes cast	118	86,13%	281	85,93%	1.094	83,58%	1.058	83,05%	197	84,55%	304	86,12%
Abstention	19	13,87%	46	14,07%	215	16,42%	216	16,95%	36	15,45%	49	13,88%
Spoilt ballots	0	0%	1	0,36%	9	0,82%	12	1,13%	2	1,02%	0	0%
Blank ballots	1	0,85%	4	1,42%	7	0,64%	7	0,66%	1	0,51%	1	0,33%
Ballots for lists	117	99,15%	276	98,22%	1.078	98,54%	1.039	98,20%	194	98,48%	303	99,67%

### Lists

JxSí	68	57,63%	214	76,43%	716	65,99%	836	79,92%	137	70,26%	168	55,26%
C's	13	11,02%	12	4,29%	110	10,14%	29	2,77%	1	0,51%	53	17,43%
PSC	3	2,54%	5	1,79%	47	4,33%	26	2,49%	7	3,59%	15	4,93%
CUP	8	6,78%	34	12,14%	94	8,66%	76	7,27%	35	17,95%	35	11,51%
PP	13	11,02%	2	0,71%	49	4,52%	25	2,39%	2	1,03%	23	7,57%
CatSíqueesPot	7	5,93%	4	1,43%	30	2,76%	14	1,34%	7	3,59%	7	2,30%
unio.cat	5	4,24%	5	1,79%	25	2,30%	26	2,49%	5	2,56%	1	0,33%
PACMA	0	0%	0	0%	5	0,46%	5	0,48%	0	0%	0	0%
RECORTES CERO-ELS VERDS	0	0%	0	0%	1	0,09%	1	0,10%	0	0%	0	0%
PIRATA.CAT/XDT	0	0%	0	0%	0	0%	0	0%	0	0%	1	0,33%
GANEMOS	0	0%	0	0%	1	0,09%	1	0,10%	0	0%	0	0%



## Municipalities of Girona

	Pontós		Porqueres		Port de la Selva, el		Portbou		Preses, les		Puigcerdà	
Counted		<b>100%</b>		<b>100%</b>		<b>100%</b>		<b>100%</b>		<b>100%</b>		<b>100%</b>
Votes cast	151	85,80%	2.926	86,01%	581	86,59%	732	77,62%	1.172	85,11%	4.296	73,56%
Abstention	25	14,20%	476	13,99%	90	13,41%	211	22,38%	205	14,89%	1.544	26,44%
Spoilt ballots	0	0%	9	0,31%	2	0,34%	7	0,96%	9	0,77%	22	0,51%
Blank ballots	0	0%	16	0,55%	1	0,17%	5	0,68%	18	1,54%	37	0,86%
Ballots for lists	151	100%	2.901	99,15%	578	99,48%	720	98,36%	1.145	97,70%	4.237	98,63%

### Lists

JxSí	80	52,98%	2.177	74,63%	381	65,80%	303	41,79%	855	73,52%	2.124	49,70%
C's	15	9,93%	147	5,04%	52	8,98%	97	13,38%	39	3,35%	795	18,60%
PSC	2	1,32%	109	3,74%	34	5,87%	141	19,45%	50	4,30%	331	7,74%
CUP	30	19,87%	255	8,74%	63	10,88%	51	7,03%	90	7,74%	287	6,72%
PP	14	9,27%	78	2,67%	19	3,28%	65	8,97%	36	3,10%	393	9,20%
CatSíqueesPot	8	5,30%	69	2,37%	12	2,07%	33	4,55%	36	3,10%	157	3,67%
unio.cat	0	0%	56	1,92%	15	2,59%	17	2,34%	35	3,01%	107	2,50%
PACMA	1	0,66%	6	0,21%	0	0%	9	1,24%	1	0,09%	22	0,51%
RECORTES CERO-ELS VERDS	1	0,66%	2	0,07%	1	0,17%	3	0,41%	1	0,09%	10	0,23%
PIRATA.CAT/XDT	0	0%	0	0%	0	0%	1	0,14%	0	0%	9	0,21%
GANEMOS	0	0%	2	0,07%	1	0,17%	0	0%	2	0,17%	2	0,05%

	Quart		Queralbs		Rabós		Regencós		Ribes de Freser		Riells i Viabrea	
Counted		<b>100%</b>		<b>100%</b>		<b>100%</b>		<b>100%</b>		<b>100%</b>		<b>100%</b>
Votes cast	2.220	86,92%	134	87,58%	122	83,56%	178	85,17%	1.260	84,79%	2.236	75,21%
Abstention	334	13,08%	19	12,42%	24	16,44%	31	14,83%	226	15,21%	737	24,79%
Spoilt ballots	3	0,14%	4	2,99%	2	1,64%	0	0%	8	0,63%	28	1,25%
Blank ballots	12	0,54%	0	0%	1	0,82%	1	0,56%	5	0,40%	12	0,54%
Ballots for lists	2.205	99,32%	130	97,01%	119	97,54%	177	99,44%	1.247	98,97%	2.196	98,21%

### Lists

JxSí	1.274	57,47%	100	76,92%	88	73,33%	123	69,10%	900	71,88%	1.125	50,95%
C's	314	14,16%	6	4,62%	6	5,00%	9	5,06%	73	5,83%	305	13,81%
PSC	167	7,53%	1	0,77%	0	0%	12	6,74%	48	3,83%	185	8,38%
CUP	172	7,76%	13	10,00%	10	8,33%	10	5,62%	92	7,35%	190	8,61%
PP	118	5,32%	2	1,54%	2	1,67%	9	5,06%	42	3,35%	122	5,53%
CatSíqueesPot	88	3,97%	2	1,54%	6	5,00%	8	4,49%	39	3,12%	192	8,70%
unio.cat	48	2,17%	6	4,62%	7	5,83%	2	1,12%	47	3,75%	35	1,59%
PACMA	17	0,77%	0	0%	0	0%	3	1,69%	4	0,32%	29	1,31%
RECORTES CERO-ELS VERDS	5	0,23%	0	0%	0	0%	1	0,56%	1	0,08%	8	0,36%
PIRATA.CAT/XDT	2	0,09%	0	0%	0	0%	0	0%	1	0,08%	5	0,23%
GANEMOS	0	0%	0	0%	0	0%	0	0%	0	0%	0	0%

	Ripoll		Riudarenes		Riudaura		Riudellots de la Selva		Riumors		Roses	
Counted		<b>100%</b>		<b>100%</b>		<b>100%</b>		<b>100%</b>		<b>100%</b>		<b>100%</b>
Votes cast	6.480	79,75%	1.198	78,66%	324	89,50%	1.236	88,54%	146	84,88%	7.685	71,81%
Abstention	1.645	20,25%	325	21,34%	38	10,50%	160	11,46%	26	15,12%	3.017	28,19%
Spoilt ballots	17	0,26%	7	0,58%	0	0%	8	0,65%	0	0%	31	0,40%
Blank ballots	31	0,48%	8	0,67%	3	0,93%	4	0,32%	1	0,68%	38	0,49%
Ballots for lists	6.432	99,26%	1.183	98,75%	321	99,07%	1.224	99,03%	145	99,32%	7.616	99,10%

### Lists

JxSí	3.863	59,77%	617	51,81%	258	79,63%	901	73,37%	98	67,12%	3.066	40,06%
C's	670	10,37%	199	16,71%	3	0,93%	108	8,79%	11	7,53%	1.823	23,82%
PSC	613	9,48%	124	10,41%	5	1,54%	48	3,91%	6	4,11%	877	11,46%
CUP	493	7,63%	87	7,30%	35	10,80%	95	7,74%	11	7,53%	356	4,65%
PP	313	4,84%	72	6,05%	8	2,47%	20	1,63%	11	7,53%	842	11,00%
CatSíqueesPot	243	3,76%	52	4,37%	9	2,78%	32	2,61%	1	0,68%	377	4,93%
unio.cat	185	2,86%	17	1,43%	2	0,62%	16	1,30%	6	4,11%	205	2,68%
PACMA	34	0,53%	8	0,67%	1	0,31%	3	0,24%	1	0,68%	37	0,48%
RECORTES CERO-ELS VERDS	7	0,11%	7	0,59%	0	0%	0	0%	0	0%	14	0,18%
PIRATA.CAT/XDT	6	0,09%	0	0%	0	0%	1	0,08%	0	0%	9	0,12%
GANEMOS	5	0,08%	0	0%	0	0%	0	0%	0	0%	10	0,13%

## Municipalities of Girona

	Rupià		Sales de Llierca		Salt		Sant Andreu Salou		Sant Aniol de Finestres		Sant Climent Sescebes	
Counted	100%		100%		100%		100%		100%		100%	
Votes cast	166	89,73%	77	83,70%	10.153	70,35%	121	96,03%	241	88,28%	317	68,91%
Abstention	19	10,27%	15	16,30%	4.280	29,65%	5	3,97%	32	11,72%	143	31,09%
Spoilt ballots	1	0,60%	0	0%	39	0,38%	0	0%	2	0,83%	3	0,95%
Blank ballots	0	0%	0	0%	45	0,44%	4	3,31%	1	0,41%	0	0%
Ballots for lists	165	99,40%	77	100%	10.069	99,17%	117	96,69%	238	98,76%	314	99,05%

### Lists

JxSí	112	67,88%	34	44,16%	4.681	46,28%	86	71,07%	167	69,87%	164	52,23%
C's	2	1,21%	0	0%	1.613	15,95%	5	4,13%	9	3,77%	55	17,52%
PSC	1	0,61%	9	11,69%	1.284	12,70%	1	0,83%	3	1,26%	14	4,46%
CUP	36	21,82%	23	29,87%	861	8,51%	12	9,92%	39	16,32%	23	7,32%
PP	3	1,82%	4	5,19%	724	7,16%	5	4,13%	10	4,18%	23	7,32%
CatSíqueesPot unio.cat	5	3,03%	6	7,79%	603	5,96%	7	5,79%	4	1,67%	10	3,18%
PACMA	6	3,64%	1	1,30%	208	2,06%	1	0,83%	4	1,67%	23	7,32%
PACMA	0	0%	0	0%	64	0,63%	0	0%	1	0,42%	0	0%
RECORTES CERO-ELS VERDS	0	0%	0	0%	17	0,17%	0	0%	1	0,42%	2	0,64%
PIRATA.CAT/XDT	0	0%	0	0%	9	0,09%	0	0%	0	0%	0	0%
GANEMOS	0	0%	0	0%	5	0,05%	0	0%	0	0%	0	0%

	Sant Feliu de Buixalleu		Sant Feliu de Guíxols		Sant Feliu de Pallerols		Sant Ferriol		Sant Gregori		Sant Hilari Sacalm	
Counted	100%		100%		100%		100%		100%		100%	
Votes cast	505	80,54%	10.982	74,55%	884	89,66%	114	75,50%	2.240	86,15%	3.298	82,49%
Abstention	122	19,46%	3.750	25,45%	102	10,34%	37	24,50%	360	13,85%	700	17,51%
Spoilt ballots	14	2,77%	52	0,47%	0	0%	1	0,88%	10	0,45%	9	0,27%
Blank ballots	0	0%	61	0,56%	5	0,57%	1	0,88%	8	0,36%	15	0,45%
Ballots for lists	491	97,23%	10.869	98,97%	879	99,43%	112	98,25%	2.222	99,20%	3.274	99,27%

### Lists

JxSí	329	67,01%	5.196	47,54%	669	75,68%	73	64,60%	1.594	71,48%	2.290	69,63%
C's	19	3,87%	1.714	15,68%	6	0,68%	2	1,77%	148	6,64%	126	3,83%
PSC	22	4,48%	1.559	14,26%	35	3,96%	2	1,77%	64	2,87%	270	8,21%
CUP	57	11,61%	688	6,29%	88	9,95%	21	18,58%	291	13,05%	334	10,16%
PP	24	4,89%	660	6,04%	28	3,17%	3	2,65%	40	1,79%	101	3,07%
CatSíqueesPot unio.cat	23	4,68%	720	6,59%	14	1,58%	8	7,08%	47	2,11%	70	2,13%
PACMA	15	3,05%	200	1,83%	32	3,62%	3	2,65%	33	1,48%	74	2,25%
PACMA	2	0,41%	75	0,69%	3	0,34%	0	0%	3	0,13%	9	0,27%
RECORTES CERO-ELS VERDS	0	0%	33	0,30%	1	0,11%	0	0%	1	0,04%	0	0%
PIRATA.CAT/XDT	0	0%	10	0,09%	1	0,11%	0	0%	0	0%	0	0%
GANEMOS	0	0%	14	0,13%	2	0,23%	0	0%	1	0,04%	0	0%

	Sant Jaume de Llierca		Sant Joan de les Abadesses		Sant Joan de Mollet		Sant Joan les Fonts		Sant Jordi Desvalls		Sant Julià de Ramis	
Counted	100%		100%		100%		100%		100%		100%	
Votes cast	558	85,85%	2.259	83,79%	333	88,56%	1.903	83,17%	449	87,02%	2.089	83,90%
Abstention	92	14,15%	437	16,21%	43	11,44%	385	16,83%	67	12,98%	401	16,10%
Spoilt ballots	0	0%	6	0,27%	1	0,30%	7	0,37%	5	1,11%	7	0,34%
Blank ballots	3	0,54%	21	0,93%	5	1,50%	12	0,63%	2	0,45%	7	0,34%
Ballots for lists	555	99,46%	2.232	98,80%	327	98,20%	1.884	99,00%	442	98,44%	2.075	99,33%

### Lists

JxSí	403	72,22%	1.581	70,17%	236	71,08%	1.347	71,04%	332	74,77%	1.182	56,77%
C's	20	3,58%	97	4,31%	14	4,22%	62	3,27%	13	2,93%	340	16,33%
PSC	33	5,91%	171	7,59%	14	4,22%	120	6,33%	12	2,70%	180	8,65%
CUP	43	7,71%	185	8,21%	37	11,14%	175	9,23%	62	13,96%	150	7,20%
PP	20	3,58%	92	4,08%	11	3,31%	70	3,69%	11	2,48%	73	3,51%
CatSíqueesPot unio.cat	19	3,41%	48	2,13%	8	2,41%	53	2,80%	8	1,80%	99	4,76%
PACMA	13	2,33%	48	2,13%	5	1,51%	52	2,74%	3	0,68%	32	1,54%
PACMA	1	0,18%	4	0,18%	1	0,30%	2	0,11%	0	0%	16	0,77%
RECORTES CERO-ELS VERDS	2	0,36%	4	0,18%	0	0%	0	0%	0	0%	0	0%
PIRATA.CAT/XDT	1	0,18%	1	0,04%	1	0,30%	0	0%	0	0%	1	0,05%
GANEMOS	0	0%	1	0,04%	0	0%	3	0,16%	1	0,23%	2	0,10%



## Municipalities of Girona

	Sant Julià del Llor i Bonmatí		Sant Llorenç de la Muga		Sant Martí de Llèmena		Sant Martí Vell		Sant Miquel de Campmajor		Sant Miquel de Fluvià	
Counted	100%		100%		100%		100%		100%		100%	
Votes cast	735	82,40%	140	84,85%	382	84,14%	157	88,20%	147	83,05%	411	71,23%
Abstention	157	17,60%	25	15,15%	72	15,86%	21	11,80%	30	16,95%	166	28,77%
Spoilt ballots	18	2,45%	1	0,71%	4	1,05%	0	0%	0	0%	2	0,49%
Blank ballots	3	0,41%	1	0,71%	3	0,79%	0	0%	3	2,04%	5	1,22%
Ballots for lists	714	97,14%	138	98,57%	375	98,17%	157	100%	144	97,96%	404	98,30%

### Lists

JxSí	532	74,20%	93	66,91%	252	66,67%	103	65,61%	106	72,11%	144	35,21%
C's	57	7,95%	14	10,07%	12	3,17%	12	7,64%	4	2,72%	70	17,11%
PSC	26	3,63%	9	6,47%	7	1,85%	10	6,37%	0	0%	71	17,36%
CUP	32	4,46%	13	9,35%	59	15,61%	22	14,01%	25	17,01%	31	7,58%
PP	20	2,79%	2	1,44%	6	1,59%	4	2,55%	3	2,04%	55	13,45%
CatSíqueesPot	25	3,49%	3	2,16%	31	8,20%	4	2,55%	1	0,68%	18	4,40%
unio.cat	16	2,23%	4	2,88%	5	1,32%	2	1,27%	3	2,04%	11	2,69%
PACMA	2	0,28%	0	0%	1	0,26%	0	0%	2	1,36%	2	0,49%
RECORTES CERO-ELS VERDS	1	0,14%	0	0%	0	0%	0	0%	0	0%	1	0,24%
PIRATA.CAT/XDT	1	0,14%	0	0%	2	0,53%	0	0%	0	0%	0	0%
GANEMOS	2	0,28%	0	0%	0	0%	0	0%	0	0%	1	0,24%

	Sant Mori		Sant Pau de Segúries		Sant Pere Pescador		Santa Coloma de Farners		Santa Cristina d'Aro		Santa Llogaia d'Alguema	
Counted	100%		100%		100%		100%		100%		100%	
Votes cast	105	86,78%	477	85,03%	833	78,44%	6.476	77,98%	2.597	77,34%	202	77,69%
Abstention	16	13,22%	84	14,97%	229	21,56%	1.829	22,02%	761	22,66%	58	22,31%
Spoilt ballots	1	0,95%	4	0,84%	3	0,36%	28	0,43%	12	0,46%	0	0%
Blank ballots	1	0,95%	1	0,21%	7	0,84%	35	0,54%	17	0,65%	1	0,50%
Ballots for lists	103	98,10%	472	98,95%	823	98,80%	6.413	99,03%	2.568	98,88%	201	99,50%

### Lists

JxSí	61	58,65%	358	75,69%	577	69,52%	4.222	65,48%	1.426	55,16%	64	31,68%
C's	20	19,23%	25	5,29%	65	7,83%	608	9,43%	408	15,78%	61	30,20%
PSC	8	7,69%	14	2,96%	33	3,98%	410	6,36%	202	7,81%	26	12,87%
CUP	8	7,69%	30	6,34%	69	8,31%	489	7,58%	160	6,19%	5	2,48%
PP	4	3,85%	20	4,23%	38	4,58%	243	3,77%	161	6,23%	22	10,89%
CatSíqueesPot	2	1,92%	15	3,17%	21	2,53%	260	4,03%	140	5,42%	18	8,91%
unio.cat	0	0%	10	2,11%	14	1,69%	118	1,83%	49	1,90%	4	1,98%
PACMA	0	0%	0	0%	4	0,48%	39	0,60%	15	0,58%	1	0,50%
RECORTES CERO-ELS VERDS	0	0%	0	0%	2	0,24%	16	0,25%	3	0,12%	0	0%
PIRATA.CAT/XDT	0	0%	0	0%	0	0%	6	0,09%	2	0,08%	0	0%
GANEMOS	0	0%	0	0%	0	0%	2	0,03%	2	0,08%	0	0%

	Santa Pau		Sarrià de Ter		Saus, Camallera i Llampaies		Selva de Mar, la		Serinyà		Serra de Daró	
Counted	100%		100%		100%		100%		100%		100%	
Votes cast	1.106	87,92%	3.066	82,35%	541	88,11%	141	84,94%	715	85,12%	128	88,28%
Abstention	152	12,08%	657	17,65%	73	11,89%	25	15,06%	125	14,88%	17	11,72%
Spoilt ballots	8	0,72%	32	1,04%	4	0,74%	0	0%	4	0,56%	1	0,78%
Blank ballots	4	0,36%	12	0,39%	3	0,55%	0	0%	5	0,70%	1	0,78%
Ballots for lists	1.094	98,92%	3.022	98,56%	534	98,71%	141	100%	706	98,74%	126	98,44%

### Lists

JxSí	843	76,78%	1.571	51,78%	323	60,15%	84	59,57%	503	70,75%	98	77,17%
C's	37	3,37%	527	17,37%	37	6,89%	7	4,96%	26	3,66%	1	0,79%
PSC	25	2,28%	320	10,55%	23	4,28%	5	3,55%	34	4,78%	1	0,79%
CUP	101	9,20%	242	7,98%	82	15,27%	35	24,82%	82	11,53%	15	11,81%
PP	32	2,91%	122	4,02%	11	2,05%	3	2,13%	19	2,67%	1	0,79%
CatSíqueesPot	30	2,73%	162	5,34%	42	7,82%	5	3,55%	22	3,09%	2	1,57%
unio.cat	24	2,19%	51	1,68%	14	2,61%	2	1,42%	20	2,81%	7	5,51%
PACMA	1	0,09%	17	0,56%	0	0%	0	0%	0	0%	1	0,79%
RECORTES CERO-ELS VERDS	1	0,09%	3	0,10%	2	0,37%	0	0%	0	0%	0	0%
PIRATA.CAT/XDT	0	0%	2	0,07%	0	0%	0	0%	0	0%	0	0%
GANEMOS	0	0%	5	0,16%	0	0%	0	0%	0	0%	0	0%

## Municipalities of Girona

	Setcases		Sils		Siurana		Susqueda		Tallada d'Empordà, la		Terrades	
Counted	<b>100%</b>		<b>100%</b>		<b>100%</b>		<b>100%</b>		<b>100%</b>		<b>100%</b>	
Votes cast	128	87,07%	3.205	76,00%	104	83,20%	68	86,08%	305	89,18%	180	84,11%
Abstention	19	12,93%	1.012	24,00%	21	16,80%	11	13,92%	37	10,82%	34	15,89%
Spoilt ballots	0	0%	18	0,56%	1	0,96%	0	0%	0	0%	0	0%
Blank ballots	0	0%	21	0,66%	0	0%	1	1,47%	2	0,66%	3	1,67%
Ballots for lists	128	100%	3.166	98,78%	103	99,04%	67	98,53%	303	99,34%	177	98,33%

### Lists

JxSí	94	73,44%	1.512	47,44%	74	71,84%	49	72,06%	220	72,13%	107	59,44%
C's	1	0,78%	603	18,92%	5	4,85%	4	5,88%	4	1,31%	15	8,33%
PSC	9	7,03%	290	9,10%	1	0,97%	0	0%	15	4,92%	6	3,33%
CUP	6	4,69%	258	8,10%	13	12,62%	9	13,24%	39	12,79%	15	8,33%
PP	6	4,69%	208	6,53%	5	4,85%	1	1,47%	3	0,98%	14	7,78%
CatSíqueesPot	1	0,78%	215	6,75%	5	4,85%	2	2,94%	12	3,93%	11	6,11%
unio.cat	10	7,81%	40	1,26%	0	0%	2	2,94%	10	3,28%	7	3,89%
PACMA	0	0%	27	0,85%	0	0%	0	0%	0	0%	0	0%
RECORTES CERO-ELS VERDS	0	0%	9	0,28%	0	0%	0	0%	0	0%	1	0,56%
PIRATA.CAT/XDT	1	0,78%	1	0,03%	0	0%	0	0%	0	0%	0	0%
GANEMOS	0	0%	3	0,09%	0	0%	0	0%	0	0%	1	0,56%

	Torrent		Torroella de Fluvià		Torroella de Montgrí		Tortellà		Toses		Tossa de Mar	
Counted	<b>100%</b>		<b>100%</b>		<b>100%</b>		<b>100%</b>		<b>100%</b>		<b>100%</b>	
Votes cast	117	86,03%	325	76,47%	5.375	78,70%	523	84,90%	120	91,60%	2.924	76,99%
Abstention	19	13,97%	100	23,53%	1.455	21,30%	93	15,10%	11	8,40%	874	23,01%
Spoilt ballots	2	1,71%	2	0,62%	28	0,52%	1	0,19%	0	0%	20	0,68%
Blank ballots	0	0%	3	0,92%	28	0,52%	6	1,15%	1	0,83%	12	0,41%
Ballots for lists	115	98,29%	320	98,46%	5.319	98,96%	516	98,66%	119	99,17%	2.892	98,91%

### Lists

JxSí	80	69,57%	194	60,06%	3.361	62,86%	348	66,67%	95	79,17%	1.412	48,62%
C's	13	11,30%	32	9,91%	632	11,82%	23	4,41%	4	3,33%	448	15,43%
PSC	6	5,22%	24	7,43%	314	5,87%	27	5,17%	1	0,83%	293	10,09%
CUP	8	6,96%	43	13,31%	462	8,64%	82	15,71%	8	6,67%	287	9,88%
PP	2	1,74%	10	3,10%	274	5,12%	15	2,87%	6	5,00%	190	6,54%
CatSíqueesPot	4	3,48%	13	4,02%	156	2,92%	16	3,07%	0	0%	150	5,17%
unio.cat	2	1,74%	3	0,93%	97	1,81%	5	0,96%	4	3,33%	78	2,69%
PACMA	0	0%	1	0,31%	13	0,24%	0	0%	1	0,83%	16	0,55%
RECORTES CERO-ELS VERDS	0	0%	0	0%	5	0,09%	0	0%	0	0%	14	0,48%
PIRATA.CAT/XDT	0	0%	0	0%	4	0,07%	0	0%	0	0%	1	0,03%
GANEMOS	0	0%	0	0%	1	0,02%	0	0%	0	0%	3	0,10%

	Ullà		Ullastret		Ultramort		Urús		Vajol, la		Vall de Bianya, la	
Counted	<b>100%</b>		<b>100%</b>		<b>100%</b>		<b>100%</b>		<b>100%</b>		<b>100%</b>	
Votes cast	448	80,29%	193	89,35%	138	89,61%	115	80,42%	56	90,32%	833	83,13%
Abstention	110	19,71%	23	10,65%	16	10,39%	28	19,58%	6	9,68%	169	16,87%
Spoilt ballots	1	0,22%	0	0%	3	2,17%	1	0,87%	0	0%	2	0,24%
Blank ballots	7	1,56%	0	0%	0	0%	1	0,87%	2	3,57%	10	1,20%
Ballots for lists	440	98,21%	193	100%	135	97,83%	113	98,26%	54	96,43%	821	98,56%

### Lists

JxSí	245	54,81%	153	79,27%	93	68,89%	65	57,02%	35	62,50%	590	71,00%
C's	54	12,08%	0	0%	5	3,70%	7	6,14%	3	5,36%	30	3,61%
PSC	53	11,86%	7	3,63%	4	2,96%	2	1,75%	6	10,71%	31	3,73%
CUP	43	9,62%	23	11,92%	21	15,56%	25	21,93%	4	7,14%	94	11,31%
PP	25	5,59%	2	1,04%	1	0,74%	5	4,39%	3	5,36%	24	2,89%
CatSíqueesPot	15	3,36%	5	2,59%	3	2,22%	3	2,63%	3	5,36%	26	3,13%
unio.cat	4	0,89%	3	1,55%	7	5,19%	6	5,26%	0	0%	23	2,77%
PACMA	0	0%	0	0%	1	0,74%	0	0%	0	0%	0	0%
RECORTES CERO-ELS VERDS	0	0%	0	0%	0	0%	0	0%	0	0%	2	0,24%
PIRATA.CAT/XDT	1	0,22%	0	0%	0	0%	0	0%	0	0%	1	0,12%
GANEMOS	0	0%	0	0%	0	0%	0	0%	0	0%	0	0%

## Municipalities of Girona

	Vall d'en Bas, la		Vallfogona de Ripollès		Vall-llobrega		Ventalló		Verges		Vidrà	
Counted		<b>100%</b>		<b>100%</b>		<b>100%</b>		<b>100%</b>		<b>100%</b>		<b>100%</b>
Votes cast	2.066	87,06%	150	86,21%	540	86,40%	456	81,87%	730	87,32%	119	88,15%
Abstention	307	12,94%	24	13,79%	85	13,60%	101	18,13%	106	12,68%	16	11,85%
Spoilt ballots	8	0,39%	0	0%	1	0,19%	2	0,44%	4	0,55%	0	0%
Blank ballots	7	0,34%	0	0%	2	0,37%	3	0,66%	2	0,27%	3	2,52%
Ballots for lists	2.051	99,27%	150	100%	537	99,44%	451	98,90%	724	99,18%	116	97,48%

### Lists

JxSí	1.628	79,11%	120	80,00%	314	58,26%	286	63,00%	519	71,49%	88	73,95%
C's	37	1,80%	4	2,67%	87	16,14%	36	7,93%	33	4,55%	1	0,84%
PSC	39	1,90%	1	0,67%	32	5,94%	14	3,08%	24	3,31%	3	2,52%
CUP	202	9,82%	19	12,67%	43	7,98%	65	14,32%	101	13,91%	14	11,76%
PP	48	2,33%	1	0,67%	21	3,90%	24	5,29%	22	3,03%	0	0%
CatSíqueesPot	45	2,19%	2	1,33%	22	4,08%	10	2,20%	9	1,24%	5	4,20%
unio.cat	50	2,43%	3	2,00%	14	2,60%	15	3,30%	10	1,38%	5	4,20%
PACMA	1	0,05%	0	0%	4	0,74%	0	0%	2	0,28%	0	0%
RECORTES CERO-ELS VERDS	1	0,05%	0	0%	0	0%	1	0,22%	0	0%	0	0%
PIRATA.CAT/XDT	0	0%	0	0%	0	0%	0	0%	1	0,14%	0	0%
GANEMOS	0	0%	0	0%	0	0%	0	0%	3	0,41%	0	0%

	Vidreres		Vilabertran		Vilablareix		Viladamat		Viladasens		Vilademuls	
Counted		<b>100%</b>		<b>100%</b>		<b>100%</b>		<b>100%</b>		<b>100%</b>		<b>100%</b>
Votes cast	4.078	75,74%	580	82,04%	1.765	86,27%	309	90,62%	146	89,02%	514	87,12%
Abstention	1.306	24,26%	127	17,96%	281	13,73%	32	9,38%	18	10,98%	76	12,88%
Spoilt ballots	27	0,66%	4	0,69%	3	0,17%	1	0,32%	1	0,68%	1	0,19%
Blank ballots	12	0,29%	3	0,52%	15	0,85%	0	0%	1	0,68%	3	0,58%
Ballots for lists	4.039	99,04%	573	98,79%	1.747	98,98%	308	99,68%	144	98,63%	510	99,22%

### Lists

JxSí	2.149	53,05%	400	69,44%	1.148	65,15%	163	52,92%	91	62,76%	354	69,01%
C's	671	16,56%	56	9,72%	217	12,32%	11	3,57%	0	0%	17	3,31%
PSC	326	8,05%	23	3,99%	112	6,36%	12	3,90%	4	2,76%	9	1,75%
CUP	280	6,91%	45	7,81%	92	5,22%	98	31,82%	36	24,83%	81	15,79%
PP	252	6,22%	33	5,73%	59	3,35%	7	2,27%	6	4,14%	20	3,90%
CatSíqueesPot	232	5,73%	6	1,04%	76	4,31%	6	1,95%	5	3,45%	16	3,12%
unio.cat	68	1,68%	8	1,39%	33	1,87%	9	2,92%	2	1,38%	11	2,14%
PACMA	31	0,77%	1	0,17%	7	0,40%	0	0%	0	0%	1	0,19%
RECORTES CERO-ELS VERDS	10	0,25%	1	0,17%	2	0,11%	1	0,32%	0	0%	1	0,19%
PIRATA.CAT/XDT	4	0,10%	0	0%	0	0%	1	0,32%	0	0%	0	0%
GANEMOS	16	0,39%	0	0%	1	0,06%	0	0%	0	0%	0	0%

	Viladrau		Vilafant		Vilajuïga		Vilallonga de Ter		Vilamacolum		Vilamalla	
Counted		<b>100%</b>		<b>100%</b>		<b>100%</b>		<b>100%</b>		<b>100%</b>		<b>100%</b>
Votes cast	707	87,28%	3.275	78,13%	633	77,48%	259	83,01%	165	78,95%	650	76,74%
Abstention	103	12,72%	917	21,88%	184	22,52%	53	16,99%	44	21,05%	197	23,26%
Spoilt ballots	3	0,42%	8	0,24%	4	0,63%	0	0%	1	0,61%	5	0,77%
Blank ballots	2	0,28%	8	0,24%	5	0,79%	2	0,77%	3	1,82%	4	0,62%
Ballots for lists	702	99,29%	3.259	99,51%	624	98,58%	257	99,23%	161	97,58%	641	98,62%

### Lists

JxSí	543	77,13%	1.486	45,49%	330	52,46%	200	77,22%	123	75,00%	246	38,14%
C's	23	3,27%	684	20,94%	97	15,42%	6	2,32%	13	7,93%	178	27,60%
PSC	24	3,41%	316	9,67%	51	8,11%	8	3,09%	5	3,05%	57	8,84%
CUP	59	8,38%	212	6,49%	80	12,72%	15	5,79%	9	5,49%	15	2,33%
PP	21	2,98%	304	9,31%	31	4,93%	10	3,86%	3	1,83%	85	13,18%
CatSíqueesPot	7	0,99%	153	4,68%	20	3,18%	7	2,70%	5	3,05%	24	3,72%
unio.cat	25	3,55%	71	2,17%	9	1,43%	11	4,25%	3	1,83%	23	3,57%
PACMA	0	0%	20	0,61%	3	0,48%	0	0%	0	0%	6	0,93%
RECORTES CERO-ELS VERDS	0	0%	7	0,21%	1	0,16%	0	0%	0	0%	2	0,31%
PIRATA.CAT/XDT	0	0%	4	0,12%	0	0%	0	0%	0	0%	1	0,16%
GANEMOS	0	0%	2	0,06%	2	0,32%	0	0%	0	0%	4	0,62%

## Municipalities of Girona

	Vilamaniscle		Vilanant		Vila-sacra		Vilaür		Vilobí d'Onyar		Vilopriu	
Counted	<b>100%</b>		<b>100%</b>		<b>100%</b>		<b>100%</b>		<b>100%</b>		<b>100%</b>	
Votes cast	106	82,81%	253	86,05%	388	86,03%	94	87,04%	1.937	84,77%	123	86,62%
Abstention	22	17,19%	41	13,95%	63	13,97%	14	12,96%	348	15,23%	19	13,38%
Spoilt ballots	2	1,89%	2	0,79%	0	0%	0	0%	9	0,46%	1	0,81%
Blank ballots	1	0,94%	0	0%	0	0%	1	1,06%	10	0,52%	0	0%
Ballots for lists	103	97,17%	251	99,21%	388	100%	93	98,94%	1.918	99,02%	122	99,19%
<b>Lists</b>												
JxSi	76	73,08%	179	71,31%	226	58,25%	67	71,28%	1.339	69,45%	71	58,20%
C's	1	0,96%	27	10,76%	73	18,81%	1	1,06%	165	8,56%	4	3,28%
PSC	4	3,85%	7	2,79%	33	8,51%	1	1,06%	69	3,58%	3	2,46%
CUP	14	13,46%	15	5,98%	15	3,87%	15	15,96%	148	7,68%	28	22,95%
PP	2	1,92%	8	3,19%	24	6,19%	4	4,26%	75	3,89%	4	3,28%
CatSiqueesPot	2	1,92%	9	3,59%	2	0,52%	3	3,19%	65	3,37%	7	5,74%
unio.cat	4	3,85%	6	2,39%	10	2,58%	2	2,13%	46	2,39%	1	0,82%
PACMA	0	0%	0	0%	1	0,26%	0	0%	5	0,26%	2	1,64%
RECORTES CERO-ELS VERDS	0	0%	0	0%	3	0,77%	0	0%	2	0,10%	0	0%
PIRATA.CAT/XDT	0	0%	0	0%	1	0,26%	0	0%	2	0,10%	1	0,82%
GANEMOS	0	0%	0	0%	0	0%	0	0%	2	0,10%	1	0,82%

## Municipalities of Lleida

	Residents abroad		Abella de la Conca		Àger		Agramunt		Aitona		Alamús, els	
Counted		<b>100%</b>		<b>100%</b>		<b>100%</b>		<b>100%</b>		<b>100%</b>		<b>100%</b>
Votes cast	1.313	8,98%	108	77,70%	403	83,26%	2.930	77,55%	1.227	78,91%	482	83,68%
Abstention	13.310	91,02%	31	22,30%	81	16,74%	848	22,45%	328	21,09%	94	16,32%
Spoilt ballots	15	1,14%	1	0,93%	5	1,24%	12	0,41%	8	0,65%	4	0,83%
Blank ballots	4	0,30%	0	0%	3	0,74%	24	0,82%	5	0,41%	2	0,41%
Ballots for lists	1.294	98,55%	107	99,07%	395	98,01%	2.894	98,77%	1.214	98,94%	476	98,76%

### Lists

JxSí	857	66,02%	57	53,27%	271	68,09%	1.940	66,48%	794	65,14%	329	68,83%
C's	69	5,32%	9	8,41%	18	4,52%	252	8,64%	61	5,00%	39	8,16%
PSC	50	3,85%	11	10,28%	14	3,52%	161	5,52%	58	4,76%	23	4,81%
CUP	108	8,32%	18	16,82%	45	11,31%	152	5,21%	47	3,86%	21	4,39%
PP	66	5,08%	5	4,67%	25	6,28%	185	6,34%	177	14,52%	23	4,81%
CatSíqueesPot	73	5,62%	3	2,80%	10	2,51%	104	3,56%	22	1,80%	19	3,97%
unio.cat	49	3,78%	3	2,80%	9	2,26%	87	2,98%	51	4,18%	20	4,18%
PACMA	11	0,85%	0	0%	2	0,50%	9	0,31%	2	0,16%	1	0,21%
RECORTES CERO-ELS VERDS	7	0,54%	1	0,93%	1	0,25%	1	0,03%	2	0,16%	1	0,21%
GANEMOS	4	0,31%	0	0%	0	0%	3	0,10%	0	0%	0	0%

	Alàs i Cerc		Albagés, l'		Albatàrrec		Albesa		Albi, l'		Alcanó	
Counted		<b>100%</b>		<b>100%</b>		<b>100%</b>		<b>100%</b>		<b>100%</b>		<b>100%</b>
Votes cast	221	79,78%	274	79,65%	1.128	79,89%	968	85,06%	534	84,76%	162	76,78%
Abstention	56	20,22%	70	20,35%	284	20,11%	170	14,94%	96	15,24%	49	23,22%
Spoilt ballots	1	0,45%	2	0,73%	5	0,44%	2	0,21%	4	0,75%	0	0%
Blank ballots	7	3,17%	1	0,36%	4	0,35%	9	0,93%	2	0,37%	3	1,85%
Ballots for lists	213	96,38%	271	98,91%	1.119	99,20%	957	98,86%	528	98,88%	159	98,15%

### Lists

JxSí	139	63,18%	142	52,21%	592	52,72%	651	67,39%	322	60,75%	117	72,22%
C's	8	3,64%	29	10,66%	181	16,12%	63	6,52%	37	6,98%	6	3,70%
PSC	20	9,09%	35	12,87%	83	7,39%	42	4,35%	16	3,02%	1	0,62%
CUP	21	9,55%	21	7,72%	87	7,75%	70	7,25%	59	11,13%	18	11,11%
PP	8	3,64%	21	7,72%	66	5,88%	92	9,52%	50	9,43%	2	1,23%
CatSíqueesPot	6	2,73%	13	4,78%	59	5,25%	17	1,76%	18	3,40%	6	3,70%
unio.cat	11	5,00%	8	2,94%	33	2,94%	18	1,86%	23	4,34%	9	5,56%
PACMA	0	0%	0	0%	17	1,51%	2	0,21%	1	0,19%	0	0%
RECORTES CERO-ELS VERDS	0	0%	2	0,74%	0	0%	0	0%	1	0,19%	0	0%
GANEMOS	0	0%	0	0%	1	0,09%	2	0,21%	1	0,19%	0	0%

	Alcarràs		Alcoletge		Alfarràs		Alfés		Algerri		Alguaire	
Counted		<b>100%</b>		<b>100%</b>		<b>100%</b>		<b>100%</b>		<b>100%</b>		<b>100%</b>
Votes cast	3.867	73,60%	1.677	73,42%	1.555	71,53%	216	85,04%	290	82,15%	1.607	76,13%
Abstention	1.387	26,40%	607	26,58%	619	28,47%	38	14,96%	63	17,85%	504	23,87%
Spoilt ballots	18	0,47%	13	0,78%	11	0,71%	1	0,46%	0	0%	11	0,68%
Blank ballots	25	0,65%	7	0,42%	16	1,03%	3	1,39%	1	0,34%	10	0,62%
Ballots for lists	3.824	98,89%	1.657	98,81%	1.528	98,26%	212	98,15%	289	99,66%	1.586	98,69%

### Lists

JxSí	2.270	58,98%	870	52,28%	654	42,36%	162	75,35%	198	68,28%	1.062	66,54%
C's	461	11,98%	272	16,35%	166	10,75%	5	2,33%	11	3,79%	57	3,57%
PSC	268	6,96%	158	9,50%	337	21,83%	8	3,72%	3	1,03%	138	8,65%
CUP	233	6,05%	96	5,77%	111	7,19%	22	10,23%	22	7,59%	118	7,39%
PP	293	7,61%	91	5,47%	138	8,94%	8	3,72%	23	7,93%	91	5,70%
CatSíqueesPot	154	4,00%	92	5,53%	54	3,50%	4	1,86%	13	4,48%	42	2,63%
unio.cat	108	2,81%	48	2,88%	58	3,76%	3	1,40%	16	5,52%	70	4,39%
PACMA	27	0,70%	25	1,50%	7	0,45%	0	0%	3	1,03%	1	0,06%
RECORTES CERO-ELS VERDS	5	0,13%	4	0,24%	1	0,06%	0	0%	0	0%	4	0,25%
GANEMOS	5	0,13%	1	0,06%	2	0,13%	0	0%	0	0%	3	0,19%

## Municipalities of Lleida

	Alins		Almacelles		Almatret		Almenar		Alòs de Balaguer		Alpicat	
Counted	<b>100%</b>		<b>100%</b>		<b>100%</b>		<b>100%</b>		<b>100%</b>		<b>100%</b>	
Votes cast	195	81,59%	3.264	71,56%	241	81,97%	1.888	72,03%	93	86,92%	3.656	80,56%
Abstention	44	18,41%	1.297	28,44%	53	18,03%	733	27,97%	14	13,08%	882	19,44%
Spoilt ballots	3	1,54%	18	0,55%	3	1,24%	5	0,26%	0	0%	14	0,38%
Blank ballots	1	0,51%	21	0,64%	1	0,41%	21	1,11%	0	0%	27	0,74%
Ballots for lists	191	97,95%	3.225	98,81%	237	98,34%	1.862	98,62%	93	100%	3.615	98,88%

### Lists

JxSí	142	73,96%	1.462	45,04%	170	71,43%	1.149	61,02%	80	86,02%	1.918	52,66%
C's	2	1,04%	497	15,31%	8	3,36%	135	7,17%	1	1,08%	576	15,82%
PSC	6	3,13%	343	10,57%	6	2,52%	153	8,13%	0	0%	241	6,62%
CUP	25	13,02%	233	7,18%	15	6,30%	185	9,82%	6	6,45%	328	9,01%
PP	5	2,60%	303	9,33%	26	10,92%	100	5,31%	1	1,08%	240	6,59%
CatSíqueesPot	5	2,60%	221	6,81%	6	2,52%	57	3,03%	3	3,23%	134	3,68%
unio.cat	6	3,13%	143	4,41%	6	2,52%	76	4,04%	2	2,15%	149	4,09%
PACMA	0	0%	13	0,40%	0	0%	2	0,11%	0	0%	19	0,52%
RECORTES CERO-ELS VERDS	0	0%	5	0,15%	0	0%	4	0,21%	0	0%	7	0,19%
GANEMOS	0	0%	5	0,15%	0	0%	1	0,05%	0	0%	3	0,08%

	Alt Àneu		Anglesola		Arbeca		Arres		Arsèguel		Artesa de Lleida	
Counted	<b>100%</b>		<b>100%</b>		<b>100%</b>		<b>100%</b>		<b>100%</b>		<b>100%</b>	
Votes cast	287	81,77%	841	83,18%	1.378	82,61%	36	69,23%	50	83,33%	923	83,68%
Abstention	64	18,23%	170	16,82%	290	17,39%	16	30,77%	10	16,67%	180	16,32%
Spoilt ballots	2	0,70%	4	0,48%	5	0,36%	0	0%	0	0%	9	0,98%
Blank ballots	4	1,39%	1	0,12%	4	0,29%	0	0%	1	2,00%	5	0,54%
Ballots for lists	281	97,91%	836	99,41%	1.369	99,35%	36	100%	49	98,00%	909	98,48%

### Lists

JxSí	194	68,07%	578	69,06%	905	65,91%	11	30,56%	38	76,00%	638	69,80%
C's	4	1,40%	30	3,58%	47	3,42%	18	50,00%	1	2,00%	64	7,00%
PSC	12	4,21%	40	4,78%	124	9,03%	3	8,33%	0	0%	42	4,60%
CUP	48	16,84%	58	6,93%	178	12,96%	1	2,78%	9	18,00%	78	8,53%
PP	7	2,46%	42	5,02%	63	4,59%	3	8,33%	0	0%	23	2,52%
CatSíqueesPot	14	4,91%	22	2,63%	26	1,89%	0	0%	1	2,00%	39	4,27%
unio.cat	2	0,70%	66	7,89%	20	1,46%	0	0%	0	0%	20	2,19%
PACMA	0	0%	0	0%	6	0,44%	0	0%	0	0%	5	0,55%
RECORTES CERO-ELS VERDS	0	0%	0	0%	0	0%	0	0%	0	0%	0	0%
GANEMOS	0	0%	0	0%	0	0%	0	0%	0	0%	0	0%

	Artesa de Segre		Aspa		Avellanes i Santa Linya, les		Baix Pallars		Balaguer		Barbens	
Counted	<b>100%</b>		<b>100%</b>		<b>100%</b>		<b>100%</b>		<b>100%</b>		<b>100%</b>	
Votes cast	1.840	78,50%	152	82,16%	320	81,84%	244	84,72%	7.803	74,14%	452	78,88%
Abstention	504	21,50%	33	17,84%	71	18,16%	44	15,28%	2.722	25,86%	121	21,12%
Spoilt ballots	5	0,27%	1	0,66%	2	0,63%	0	0%	41	0,53%	6	1,33%
Blank ballots	17	0,92%	3	1,97%	2	0,63%	1	0,41%	73	0,94%	5	1,11%
Ballots for lists	1.818	98,80%	148	97,37%	316	98,75%	243	99,59%	7.689	98,54%	441	97,57%

### Lists

JxSí	1.342	73,13%	57	37,75%	233	73,27%	140	57,38%	4.115	53,01%	280	62,78%
C's	96	5,23%	11	7,28%	7	2,20%	8	3,28%	970	12,50%	42	9,42%
PSC	43	2,34%	25	16,56%	7	2,20%	25	10,25%	835	10,76%	19	4,26%
CUP	98	5,34%	19	12,58%	27	8,49%	43	17,62%	583	7,51%	37	8,30%
PP	123	6,70%	20	13,25%	25	7,86%	3	1,23%	571	7,36%	24	5,38%
CatSíqueesPot	30	1,63%	7	4,64%	6	1,89%	20	8,20%	350	4,51%	8	1,79%
unio.cat	79	4,31%	6	3,97%	10	3,14%	4	1,64%	225	2,90%	24	5,38%
PACMA	4	0,22%	1	0,66%	1	0,31%	0	0%	21	0,27%	4	0,90%
RECORTES CERO-ELS VERDS	1	0,05%	0	0%	0	0%	0	0%	12	0,15%	2	0,45%
GANEMOS	2	0,11%	2	1,32%	0	0%	0	0%	7	0,09%	1	0,22%

## Municipalities of Lleida

	Baronia de Rialb, la		Bassella		Bausen		Belianes		Bellaguarda		Bellcaire d'Urgell	
Counted	100%		100%		100%		100%		100%		100%	
Votes cast	173	82,38%	156	82,11%	38	77,55%	352	82,05%	220	83,97%	865	85,47%
Abstention	37	17,62%	34	17,89%	11	22,45%	77	17,95%	42	16,03%	147	14,53%
Spoilt ballots	1	0,58%	1	0,64%	0	0%	2	0,57%	1	0,45%	2	0,23%
Blank ballots	1	0,58%	1	0,64%	0	0%	0	0%	1	0,45%	15	1,73%
Ballots for lists	171	98,84%	154	98,72%	38	100%	350	99,43%	218	99,09%	848	98,03%

### Lists

JxSí	119	69,19%	102	65,81%	11	28,95%	209	59,71%	154	70,32%	629	72,89%
C's	7	4,07%	8	5,16%	6	15,79%	7	2,00%	8	3,65%	41	4,75%
PSC	10	5,81%	2	1,29%	5	13,16%	16	4,57%	19	8,68%	30	3,48%
CUP	10	5,81%	6	3,87%	2	5,26%	55	15,71%	12	5,48%	55	6,37%
PP	9	5,23%	14	9,03%	8	21,05%	36	10,29%	7	3,20%	37	4,29%
CatSíqueesPot	5	2,91%	5	3,23%	1	2,63%	13	3,71%	7	3,20%	29	3,36%
unio.cat	9	5,23%	15	9,68%	4	10,53%	13	3,71%	8	3,65%	26	3,01%
PACMA	1	0,58%	1	0,65%	1	2,63%	0	0%	3	1,37%	1	0,12%
RECORTES CERO-ELS VERDS	1	0,58%	0	0%	0	0%	1	0,29%	0	0%	0	0%
GANEMOS	0	0%	1	0,65%	0	0%	0	0%	0	0%	0	0%

	Bell-lloc d'Urgell		Bellmunt d'Urgell		Bellpuig		Bellver de Cerdanya		Bellví		Benavent de Segrià	
Counted	100%		100%		100%		100%		100%		100%	
Votes cast	1.305	79,09%	129	84,87%	2.484	76,13%	1.229	81,23%	1.329	84,70%	871	81,86%
Abstention	345	20,91%	23	15,13%	779	23,87%	284	18,77%	240	15,30%	193	18,14%
Spoilt ballots	13	1,00%	5	3,88%	14	0,56%	4	0,33%	6	0,45%	5	0,57%
Blank ballots	9	0,69%	0	0%	23	0,93%	5	0,41%	9	0,68%	3	0,34%
Ballots for lists	1.283	98,31%	124	96,12%	2.447	98,51%	1.220	99,27%	1.314	98,87%	863	99,08%

### Lists

JxSí	845	65,40%	78	62,90%	1.577	63,85%	790	64,49%	1.015	76,72%	537	62,01%
C's	135	10,45%	8	6,45%	146	5,91%	89	7,27%	62	4,69%	95	10,97%
PSC	78	6,04%	3	2,42%	113	4,57%	86	7,02%	40	3,02%	52	6,00%
CUP	64	4,95%	14	11,29%	334	13,52%	139	11,35%	93	7,03%	78	9,01%
PP	72	5,57%	8	6,45%	120	4,86%	48	3,92%	38	2,87%	49	5,66%
CatSíqueesPot	45	3,48%	4	3,23%	73	2,96%	26	2,12%	32	2,42%	26	3,00%
unio.cat	36	2,79%	9	7,26%	72	2,91%	37	3,02%	31	2,34%	20	2,31%
PACMA	3	0,23%	0	0%	6	0,24%	1	0,08%	3	0,23%	4	0,46%
RECORTES CERO-ELS VERDS	3	0,23%	0	0%	5	0,20%	3	0,24%	0	0%	1	0,12%
GANEMOS	2	0,15%	0	0%	1	0,04%	1	0,08%	0	0%	1	0,12%

	Biosca		Bòrdes, es		Borges Blanques, les		Bossòst		Bovera		Cabanabona	
Counted	100%		100%		100%		100%		100%		100%	
Votes cast	134	77,01%	159	79,10%	3.403	77,64%	597	74,16%	194	79,84%	52	74,29%
Abstention	40	22,99%	42	20,90%	980	22,36%	208	25,84%	49	20,16%	18	25,71%
Spoilt ballots	1	0,75%	1	0,63%	8	0,24%	2	0,34%	0	0%	0	0%
Blank ballots	1	0,75%	2	1,26%	21	0,62%	3	0,50%	5	2,58%	2	3,85%
Ballots for lists	132	98,51%	156	98,11%	3.374	99,15%	592	99,16%	189	97,42%	50	96,15%

### Lists

JxSí	90	67,67%	34	21,52%	2.315	68,19%	112	18,82%	155	79,90%	36	69,23%
C's	12	9,02%	39	24,68%	251	7,39%	140	23,53%	3	1,55%	2	3,85%
PSC	5	3,76%	28	17,72%	174	5,13%	160	26,89%	7	3,61%	0	0%
CUP	6	4,51%	16	10,13%	275	8,10%	24	4,03%	4	2,06%	3	5,77%
PP	5	3,76%	16	10,13%	139	4,09%	111	18,66%	5	2,58%	7	13,46%
CatSíqueesPot	6	4,51%	16	10,13%	93	2,74%	18	3,03%	4	2,06%	2	3,85%
unio.cat	7	5,26%	3	1,90%	111	3,27%	20	3,36%	10	5,15%	0	0%
PACMA	1	0,75%	3	1,90%	7	0,21%	5	0,84%	1	0,52%	0	0%
RECORTES CERO-ELS VERDS	0	0%	0	0%	3	0,09%	0	0%	0	0%	0	0%
GANEMOS	0	0%	1	0,63%	6	0,18%	2	0,34%	0	0%	0	0%



## Municipalities of Lleida

	Cabó		Camarasa		Canejan		Castell de Mur		Castellar de la Ribera		Castelldans	
Counted	100%		100%		100%		100%		100%		100%	
Votes cast	66	80,49%	631	82,92%	64	70,33%	139	89,68%	106	91,38%	581	79,48%
Abstention	16	19,51%	130	17,08%	27	29,67%	16	10,32%	10	8,62%	150	20,52%
Spoilt ballots	0	0%	2	0,32%	0	0%	0	0%	0	0%	1	0,17%
Blank ballots	0	0%	4	0,63%	0	0%	2	1,44%	1	0,94%	7	1,20%
Ballots for lists	66	100%	625	99,05%	64	100%	137	98,56%	105	99,06%	573	98,62%

### Lists

JxSí	44	66,67%	431	68,52%	15	23,44%	100	71,94%	85	80,19%	316	54,48%
C's	3	4,55%	50	7,95%	8	12,50%	6	4,32%	1	0,94%	63	10,86%
PSC	3	4,55%	20	3,18%	20	31,25%	4	2,88%	0	0%	31	5,34%
CUP	5	7,58%	57	9,06%	3	4,69%	11	7,91%	10	9,43%	51	8,79%
PP	2	3,03%	27	4,29%	14	21,88%	4	2,88%	3	2,83%	70	12,07%
CatSíqueesPot	0	0%	22	3,50%	2	3,13%	8	5,76%	1	0,94%	23	3,97%
unio.cat	8	12,12%	18	2,86%	0	0%	4	2,88%	5	4,72%	19	3,28%
PACMA	0	0%	0	0%	2	3,13%	0	0%	0	0%	0	0%
RECORTES CERO-ELS VERDS	0	0%	0	0%	0	0%	0	0%	0	0%	0	0%
GANEMOS	1	1,52%	0	0%	0	0%	0	0%	0	0%	0	0%

	Castellnou de Seana		Castelló de Farfanya		Castellserà		Cava		Cervera		Cervià de les Garrigues	
Counted	100%		100%		100%		100%		100%		100%	
Votes cast	460	83,03%	345	76,84%	687	83,99%	41	78,85%	4.411	75,21%	450	76,53%
Abstention	94	16,97%	104	23,16%	131	16,01%	11	21,15%	1.454	24,79%	138	23,47%
Spoilt ballots	3	0,65%	1	0,29%	1	0,15%	0	0%	22	0,50%	2	0,44%
Blank ballots	1	0,22%	4	1,16%	4	0,58%	0	0%	31	0,70%	4	0,89%
Ballots for lists	456	99,13%	340	98,55%	682	99,27%	41	100%	4.358	98,80%	444	98,67%

### Lists

JxSí	340	74,40%	240	69,77%	480	69,97%	34	82,93%	2.557	58,26%	328	73,21%
C's	15	3,28%	12	3,49%	30	4,37%	0	0%	459	10,46%	18	4,02%
PSC	24	5,25%	17	4,94%	45	6,56%	0	0%	283	6,45%	26	5,80%
CUP	33	7,22%	32	9,30%	62	9,04%	4	9,76%	368	8,38%	19	4,24%
PP	19	4,16%	16	4,65%	26	3,79%	1	2,44%	348	7,93%	16	3,57%
CatSíqueesPot	13	2,84%	7	2,03%	12	1,75%	0	0%	164	3,74%	19	4,24%
unio.cat	9	1,97%	12	3,49%	23	3,35%	2	4,88%	144	3,28%	14	3,13%
PACMA	3	0,66%	1	0,29%	0	0%	0	0%	24	0,55%	3	0,67%
RECORTES CERO-ELS VERDS	0	0%	1	0,29%	0	0%	0	0%	7	0,16%	0	0%
GANEMOS	0	0%	2	0,58%	4	0,58%	0	0%	4	0,09%	1	0,22%

	Ciutadilla		Clariana de Cardener		Cogul, el		Coll de Nargó		Coma i la Pedra, la		Conca de Dalt	
Counted	100%		100%		100%		100%		100%		100%	
Votes cast	156	87,15%	102	87,18%	111	75,51%	347	75,93%	182	79,13%	276	74,39%
Abstention	23	12,85%	15	12,82%	36	24,49%	110	24,07%	48	20,87%	95	25,61%
Spoilt ballots	5	3,21%	0	0%	0	0%	0	0%	1	0,55%	1	0,36%
Blank ballots	0	0%	0	0%	1	0,90%	0	0%	0	0%	0	0%
Ballots for lists	151	96,79%	102	100%	110	99,10%	347	100%	181	99,45%	275	99,64%

### Lists

JxSí	116	76,82%	64	62,75%	88	79,28%	236	68,01%	134	74,03%	189	68,73%
C's	4	2,65%	0	0%	4	3,60%	17	4,90%	9	4,97%	11	4,00%
PSC	7	4,64%	4	3,92%	6	5,41%	15	4,32%	1	0,55%	7	2,55%
CUP	11	7,28%	23	22,55%	6	5,41%	39	11,24%	18	9,94%	48	17,45%
PP	6	3,97%	1	0,98%	1	0,90%	13	3,75%	4	2,21%	7	2,55%
CatSíqueesPot	2	1,32%	0	0%	2	1,80%	8	2,31%	5	2,76%	8	2,91%
unio.cat	5	3,31%	8	7,84%	3	2,70%	17	4,90%	8	4,42%	5	1,82%
PACMA	0	0%	1	0,98%	0	0%	0	0%	2	1,10%	0	0%
RECORTES CERO-ELS VERDS	0	0%	1	0,98%	0	0%	2	0,58%	0	0%	0	0%
GANEMOS	0	0%	0	0%	0	0%	0	0%	0	0%	0	0%

## Municipalities of Lleida

	Corbins		Cubells		Espluga Calba, l'		Espot		Estamariu		Estaràs	
Counted		<b>100%</b>		<b>100%</b>		<b>100%</b>		<b>100%</b>		<b>100%</b>		<b>100%</b>
Votes cast	840	83,75%	254	83,01%	265	83,07%	217	78,06%	87	90,63%	127	84,11%
Abstention	163	16,25%	52	16,99%	54	16,93%	61	21,94%	9	9,38%	24	15,89%
Spoilt ballots	3	0,36%	2	0,79%	2	0,75%	0	0%	0	0%	1	0,79%
Blank ballots	13	1,55%	2	0,79%	0	0%	2	0,92%	0	0%	0	0%
Ballots for lists	824	98,10%	250	98,43%	263	99,25%	215	99,08%	87	100%	126	99,21%

### Lists

JxSí	564	67,38%	195	77,38%	169	64,26%	164	75,58%	76	87,36%	78	61,90%
C's	57	6,81%	7	2,78%	7	2,66%	7	3,23%	2	2,30%	12	9,52%
PSC	43	5,14%	7	2,78%	11	4,18%	15	6,91%	3	3,45%	2	1,59%
CUP	75	8,96%	13	5,16%	39	14,83%	9	4,15%	3	3,45%	14	11,11%
PP	28	3,35%	18	7,14%	21	7,98%	5	2,30%	0	0%	16	12,70%
CatSíqueesPot	25	2,99%	4	1,59%	6	2,28%	2	0,92%	1	1,15%	2	1,59%
unio.cat	28	3,35%	5	1,98%	9	3,42%	11	5,07%	2	2,30%	2	1,59%
PACMA	1	0,12%	0	0%	1	0,38%	1	0,46%	0	0%	0	0%
RECORTES CERO-ELS VERDS	1	0,12%	1	0,40%	0	0%	1	0,46%	0	0%	0	0%
GANEMOS	2	0,24%	0	0%	0	0%	0	0%	0	0%	0	0%

	Esterrí d'Àneu		Esterrí de Cardós		Farrera		Fígols i Alinyà		Floresta, la		Fondarella	
Counted		<b>100%</b>		<b>100%</b>		<b>100%</b>		<b>100%</b>		<b>100%</b>		<b>100%</b>
Votes cast	448	84,37%	52	83,87%	87	82,86%	179	78,51%	104	78,79%	522	81,95%
Abstention	83	15,63%	10	16,13%	18	17,14%	49	21,49%	28	21,21%	115	18,05%
Spoilt ballots	4	0,89%	0	0%	0	0%	1	0,56%	1	0,96%	2	0,38%
Blank ballots	0	0%	1	1,92%	0	0%	3	1,68%	0	0%	11	2,11%
Ballots for lists	444	99,11%	51	98,08%	87	100%	175	97,77%	103	99,04%	509	97,51%

### Lists

JxSí	323	72,75%	37	71,15%	46	52,87%	117	65,73%	81	78,64%	333	64,04%
C's	11	2,48%	0	0%	2	2,30%	7	3,93%	2	1,94%	58	11,15%
PSC	22	4,95%	1	1,92%	1	1,15%	13	7,30%	1	0,97%	32	6,15%
CUP	56	12,61%	8	15,38%	31	35,63%	23	12,92%	11	10,68%	37	7,12%
PP	10	2,25%	0	0%	3	3,45%	6	3,37%	2	1,94%	25	4,81%
CatSíqueesPot	13	2,93%	1	1,92%	2	2,30%	1	0,56%	1	0,97%	11	2,12%
unio.cat	8	1,80%	4	7,69%	0	0%	7	3,93%	4	3,88%	11	2,12%
PACMA	1	0,23%	0	0%	1	1,15%	0	0%	1	0,97%	2	0,38%
RECORTES CERO-ELS VERDS	0	0%	0	0%	1	1,15%	0	0%	0	0%	0	0%
GANEMOS	0	0%	0	0%	0	0%	1	0,56%	0	0%	0	0%

	Foradada		Fuliola, la		Fullella		Gavet de la Conca		Gimenells i el Pla de la Font		Golmés	
Counted		<b>100%</b>		<b>100%</b>		<b>100%</b>		<b>100%</b>		<b>100%</b>		<b>100%</b>
Votes cast	122	89,05%	713	77,92%	77	90,59%	197	78,49%	673	77,00%	1.002	79,78%
Abstention	15	10,95%	202	22,08%	8	9,41%	54	21,51%	201	23,00%	254	20,22%
Spoilt ballots	0	0%	3	0,42%	0	0%	1	0,51%	7	1,04%	7	0,70%
Blank ballots	1	0,82%	3	0,42%	2	2,60%	1	0,51%	3	0,45%	5	0,50%
Ballots for lists	121	99,18%	707	99,16%	75	97,40%	195	98,98%	663	98,51%	990	98,80%

### Lists

JxSí	88	72,13%	460	64,79%	56	72,73%	136	69,39%	214	32,13%	707	71,06%
C's	3	2,46%	20	2,82%	2	2,60%	5	2,55%	132	19,82%	80	8,04%
PSC	2	1,64%	43	6,06%	2	2,60%	16	8,16%	133	19,97%	36	3,62%
CUP	13	10,66%	76	10,70%	1	1,30%	22	11,22%	47	7,06%	58	5,83%
PP	12	9,84%	72	10,14%	10	12,99%	3	1,53%	69	10,36%	49	4,92%
CatSíqueesPot	2	1,64%	13	1,83%	1	1,30%	3	1,53%	37	5,56%	28	2,81%
unio.cat	1	0,82%	21	2,96%	3	3,90%	10	5,10%	29	4,35%	29	2,91%
PACMA	0	0%	0	0%	0	0%	0	0%	2	0,30%	3	0,30%
RECORTES CERO-ELS VERDS	0	0%	0	0%	0	0%	0	0%	0	0%	0	0%
GANEMOS	0	0%	2	0,28%	0	0%	0	0%	0	0%	0	0%

## Municipalities of Lleida

	Gósol		Granadella, la		Granja d'Escarp, la		Granyanella		Granyena de les Garrigues		Granyena de Segarra	
Counted	100%		100%		100%		100%		100%		100%	
Votes cast	182	87,08%	487	86,50%	576	80,67%	94	71,76%	110	83,33%	100	78,13%
Abstention	27	12,92%	76	13,50%	138	19,33%	37	28,24%	22	16,67%	28	21,88%
Spoilt ballots	1	0,55%	6	1,23%	3	0,52%	0	0%	3	2,73%	0	0%
Blank ballots	0	0%	2	0,41%	4	0,69%	1	1,06%	0	0%	0	0%
Ballots for lists	181	99,45%	479	98,36%	569	98,78%	93	98,94%	107	97,27%	100	100%

### Lists

JxSí	135	74,59%	336	69,85%	312	54,45%	57	60,64%	74	69,16%	66	66,00%
C's	3	1,66%	14	2,91%	93	16,23%	6	6,38%	7	6,54%	9	9,00%
PSC	9	4,97%	20	4,16%	42	7,33%	3	3,19%	2	1,87%	1	1,00%
CUP	19	10,50%	66	13,72%	31	5,41%	11	11,70%	16	14,95%	9	9,00%
PP	1	0,55%	11	2,29%	39	6,81%	12	12,77%	3	2,80%	5	5,00%
CatSíqueesPot	6	3,31%	9	1,87%	22	3,84%	2	2,13%	2	1,87%	4	4,00%
unio.cat	6	3,31%	23	4,78%	26	4,54%	2	2,13%	3	2,80%	6	6,00%
PACMA	1	0,55%	0	0%	2	0,35%	0	0%	0	0%	0	0%
RECORTES CERO-ELS VERDS	1	0,55%	0	0%	1	0,17%	0	0%	0	0%	0	0%
GANEMOS	0	0%	0	0%	1	0,17%	0	0%	0	0%	0	0%

	Guimerà		Guingueta d'Aneu, la		Guissona		Guixers		Isona i Conca Dellà		Ivars de Noguera	
Counted	100%		100%		100%		100%		100%		100%	
Votes cast	196	82,70%	204	85,36%	2.198	78,56%	100	86,96%	666	80,14%	236	85,82%
Abstention	41	17,30%	35	14,64%	600	21,44%	15	13,04%	165	19,86%	39	14,18%
Spoilt ballots	0	0%	1	0,49%	22	1,00%	0	0%	5	0,75%	0	0%
Blank ballots	0	0%	0	0%	11	0,50%	1	1,00%	13	1,95%	1	0,42%
Ballots for lists	196	100%	203	99,51%	2.165	98,50%	99	99,00%	648	97,30%	235	99,58%

### Lists

JxSí	157	80,10%	145	71,43%	1.346	61,86%	73	73,00%	467	70,65%	103	43,64%
C's	3	1,53%	6	2,96%	207	9,51%	4	4,00%	36	5,45%	27	11,44%
PSC	1	0,51%	9	4,43%	167	7,67%	1	1,00%	30	4,54%	11	4,66%
CUP	7	3,57%	28	13,79%	192	8,82%	10	10,00%	41	6,20%	45	19,07%
PP	9	4,59%	7	3,45%	100	4,60%	7	7,00%	30	4,54%	24	10,17%
CatSíqueesPot	2	1,02%	5	2,46%	88	4,04%	1	1,00%	22	3,33%	6	2,54%
unio.cat	14	7,14%	3	1,48%	52	2,39%	1	1,00%	15	2,27%	19	8,05%
PACMA	2	1,02%	0	0%	6	0,28%	2	2,00%	3	0,45%	0	0%
RECORTES CERO-ELS VERDS	0	0%	0	0%	6	0,28%	0	0%	1	0,15%	0	0%
GANEMOS	1	0,51%	0	0%	1	0,05%	0	0%	3	0,45%	0	0%

	Ivars d'Urgell		Ivorra		Josa i Tuixén		Juncosa		Juneda		Les	
Counted	100%		100%		100%		100%		100%		100%	
Votes cast	977	83,79%	92	96,84%	86	83,50%	283	80,17%	1.872	83,02%	433	66,92%
Abstention	189	16,21%	3	3,16%	17	16,50%	70	19,83%	383	16,98%	214	33,08%
Spoilt ballots	5	0,51%	0	0%	1	1,16%	0	0%	14	0,75%	2	0,46%
Blank ballots	3	0,31%	0	0%	1	1,16%	3	1,06%	23	1,23%	12	2,77%
Ballots for lists	969	99,18%	92	100%	84	97,67%	280	98,94%	1.835	98,02%	419	96,77%

### Lists

JxSí	697	71,71%	84	91,30%	60	70,59%	170	60,07%	1.327	71,42%	95	22,04%
C's	47	4,84%	0	0%	1	1,18%	22	7,77%	69	3,71%	75	17,40%
PSC	56	5,76%	0	0%	2	2,35%	7	2,47%	88	4,74%	121	28,07%
CUP	80	8,23%	5	5,43%	13	15,29%	29	10,25%	168	9,04%	41	9,51%
PP	47	4,84%	3	3,26%	1	1,18%	20	7,07%	78	4,20%	49	11,37%
CatSíqueesPot	16	1,65%	0	0%	3	3,53%	7	2,47%	37	1,99%	20	4,64%
unio.cat	22	2,26%	0	0%	3	3,53%	23	8,13%	60	3,23%	10	2,32%
PACMA	2	0,21%	0	0%	1	1,18%	0	0%	5	0,27%	5	1,16%
RECORTES CERO-ELS VERDS	0	0%	0	0%	0	0%	0	0%	2	0,11%	3	0,70%
GANEMOS	2	0,21%	0	0%	0	0%	2	0,71%	1	0,05%	0	0%

## Municipalities of Lleida

	Linyola		Lladorre		Lladurs		Llardecans		Llavorsí		Lleida	
Counted		<b>100%</b>		<b>100%</b>		<b>100%</b>		<b>100%</b>		<b>100%</b>		<b>100%</b>
Votes cast	1.603	83,62%	164	84,10%	136	80,95%	351	82,20%	228	80,00%	67.929	73,71%
Abstention	314	16,38%	31	15,90%	32	19,05%	76	17,80%	57	20,00%	24.232	26,29%
Spoilt ballots	12	0,75%	0	0%	0	0%	3	0,85%	3	1,32%	302	0,44%
Blank ballots	14	0,87%	2	1,22%	1	0,74%	8	2,28%	7	3,07%	449	0,66%
Ballots for lists	1.577	98,38%	162	98,78%	135	99,26%	340	96,87%	218	95,61%	67.178	98,89%

### Lists

JxSí	1.114	70,02%	120	73,17%	86	63,24%	252	72,41%	105	46,67%	27.655	40,89%
C's	118	7,42%	4	2,44%	10	7,35%	16	4,60%	3	1,33%	12.550	18,56%
PSC	69	4,34%	5	3,05%	0	0%	10	2,87%	17	7,56%	7.633	11,29%
CUP	99	6,22%	25	15,24%	14	10,29%	17	4,89%	57	25,33%	4.972	7,35%
PP	76	4,78%	0	0%	11	8,09%	23	6,61%	12	5,33%	6.903	10,21%
CatSíqueesPot	53	3,33%	5	3,05%	3	2,21%	4	1,15%	8	3,56%	4.149	6,14%
unio.cat	42	2,64%	3	1,83%	11	8,09%	17	4,89%	15	6,67%	2.576	3,81%
PACMA	3	0,19%	0	0%	0	0%	0	0%	1	0,44%	486	0,72%
RECORTES CERO-ELS VERDS	2	0,13%	0	0%	0	0%	1	0,29%	0	0%	184	0,27%
GANEMOS	1	0,06%	0	0%	0	0%	0	0%	0	0%	70	0,10%

	Lles de Cerdanya		Llimiana		Llobera		Maials		Maldà		Massalcoreig	
Counted		<b>100%</b>		<b>100%</b>		<b>100%</b>		<b>100%</b>		<b>100%</b>		<b>100%</b>
Votes cast	187	87,79%	107	74,31%	148	85,06%	569	79,69%	162	82,23%	310	75,06%
Abstention	26	12,21%	37	25,69%	26	14,94%	145	20,31%	35	17,77%	103	24,94%
Spoilt ballots	2	1,07%	0	0%	2	1,35%	0	0%	0	0%	2	0,65%
Blank ballots	1	0,53%	0	0%	1	0,68%	6	1,05%	2	1,23%	3	0,97%
Ballots for lists	184	98,40%	107	100%	145	97,97%	563	98,95%	160	98,77%	305	98,39%

### Lists

JxSí	142	76,76%	69	64,49%	116	79,45%	434	76,27%	114	70,37%	199	64,61%
C's	2	1,08%	2	1,87%	1	0,68%	20	3,51%	6	3,70%	9	2,92%
PSC	7	3,78%	5	4,67%	2	1,37%	27	4,75%	9	5,56%	22	7,14%
CUP	24	12,97%	14	13,08%	9	6,16%	16	2,81%	18	11,11%	12	3,90%
PP	1	0,54%	0	0%	6	4,11%	31	5,45%	5	3,09%	23	7,47%
CatSíqueesPot	4	2,16%	10	9,35%	1	0,68%	10	1,76%	3	1,85%	15	4,87%
unio.cat	4	2,16%	4	3,74%	10	6,85%	23	4,04%	3	1,85%	25	8,12%
PACMA	0	0%	2	1,87%	0	0%	2	0,35%	1	0,62%	0	0%
RECORTES CERO-ELS VERDS	0	0%	0	0%	0	0%	0	0%	0	0%	0	0%
GANEMOS	0	0%	1	0,93%	0	0%	0	0%	1	0,62%	0	0%

	Massoteres		Menàrguens		Miralcamp		Mollerussa		Molsosa, la		Montellà i Martinet	
Counted		<b>100%</b>		<b>100%</b>		<b>100%</b>		<b>100%</b>		<b>100%</b>		<b>100%</b>
Votes cast	107	84,92%	503	79,71%	830	80,82%	6.514	76,07%	81	81,00%	405	83,68%
Abstention	19	15,08%	128	20,29%	197	19,18%	2.049	23,93%	19	19,00%	79	16,32%
Spoilt ballots	0	0%	5	0,99%	4	0,48%	32	0,49%	0	0%	1	0,25%
Blank ballots	0	0%	5	0,99%	9	1,08%	47	0,72%	0	0%	4	0,99%
Ballots for lists	107	100%	493	98,01%	817	98,43%	6.435	98,79%	81	100%	400	98,77%

### Lists

JxSí	74	69,16%	364	73,09%	584	70,70%	3.922	60,51%	55	67,90%	280	69,31%
C's	13	12,15%	18	3,61%	52	6,30%	663	10,23%	2	2,47%	27	6,68%
PSC	5	4,67%	18	3,61%	60	7,26%	566	8,73%	0	0%	24	5,94%
CUP	8	7,48%	32	6,43%	39	4,72%	425	6,56%	7	8,64%	36	8,91%
PP	1	0,93%	27	5,42%	23	2,78%	368	5,68%	11	13,58%	8	1,98%
CatSíqueesPot	1	0,93%	22	4,42%	30	3,63%	266	4,10%	2	2,47%	10	2,48%
unio.cat	5	4,67%	11	2,21%	27	3,27%	186	2,87%	4	4,94%	13	3,22%
PACMA	0	0%	0	0%	2	0,24%	20	0,31%	0	0%	1	0,25%
RECORTES CERO-ELS VERDS	0	0%	1	0,20%	0	0%	12	0,19%	0	0%	1	0,25%
GANEMOS	0	0%	0	0%	0	0%	7	0,11%	0	0%	0	0%

## Municipalities of Lleida

	Montferrer i Castellbò	Montgai	Montoliu de Lleida	Montoliu de Segarra	Montornès de Segarra	Nalec
Counted	100%		100%		100%	
Votes cast	576 73,75%	502 87,15%	297 80,49%	124 78,98%	73 83,91%	73 85,88%
Abstention	205 26,25%	74 12,85%	72 19,51%	33 21,02%	14 16,09%	12 14,12%
Spoilt ballots	2 0,35%	4 0,80%	0 0%	1 0,81%	0 0%	1 1,37%
Blank ballots	8 1,39%	9 1,79%	2 0,67%	4 3,23%	0 0%	0 0%
Ballots for lists	566 98,26%	489 97,41%	295 99,33%	119 95,97%	73 100%	72 98,63%

### Lists

JxSí	365 63,59%	337 67,67%	208 70,03%	81 65,85%	53 72,60%	60 83,33%
C's	39 6,79%	26 5,22%	20 6,73%	6 4,88%	3 4,11%	2 2,78%
PSC	33 5,75%	21 4,22%	9 3,03%	0 0%	4 5,48%	3 4,17%
CUP	69 12,02%	25 5,02%	33 11,11%	15 12,20%	6 8,22%	4 5,56%
PP	25 4,36%	43 8,63%	12 4,04%	11 8,94%	7 9,59%	1 1,39%
CatSiqueesPot	22 3,83%	13 2,61%	8 2,69%	2 1,63%	0 0%	0 0%
unio.cat	9 1,57%	24 4,82%	4 1,35%	4 3,25%	0 0%	2 2,78%
PACMA	3 0,52%	0 0%	1 0,34%	0 0%	0 0%	0 0%
RECORTES CERO-ELS VERDS	0 0%	0 0%	0 0%	0 0%	0 0%	0 0%
GANEMOS	1 0,17%	0 0%	0 0%	0 0%	0 0%	0 0%

	Naut Aran	Navès	Odèn	Oliana	Oliola	Olius
Counted	100%		100%		100%	
Votes cast	939 69,76%	190 84,44%	177 81,19%	1.162 84,39%	153 81,82%	588 87,63%
Abstention	407 30,24%	35 15,56%	41 18,81%	215 15,61%	34 18,18%	83 12,37%
Spoilt ballots	7 0,75%	0 0%	1 0,56%	7 0,60%	2 1,31%	3 0,51%
Blank ballots	10 1,06%	1 0,53%	2 1,13%	8 0,69%	0 0%	5 0,85%
Ballots for lists	922 98,19%	189 99,47%	174 98,31%	1.147 98,71%	151 98,69%	580 98,64%

### Lists

JxSí	244 26,18%	127 66,84%	149 84,66%	811 70,22%	111 73,51%	417 71,28%
C's	222 23,82%	9 4,74%	5 2,84%	61 5,28%	11 7,28%	43 7,35%
PSC	130 13,95%	7 3,68%	1 0,57%	66 5,71%	0 0%	24 4,10%
CUP	75 8,05%	19 10,00%	6 3,41%	76 6,58%	10 6,62%	40 6,84%
PP	102 10,94%	13 6,84%	7 3,98%	60 5,19%	8 5,30%	15 2,56%
CatSiqueesPot	50 5,36%	2 1,05%	1 0,57%	28 2,42%	6 3,97%	19 3,25%
unio.cat	96 10,30%	11 5,79%	4 2,27%	43 3,72%	5 3,31%	19 3,25%
PACMA	0 0%	1 0,53%	1 0,57%	2 0,17%	0 0%	3 0,51%
RECORTES CERO-ELS VERDS	3 0,32%	0 0%	0 0%	0 0%	0 0%	0 0%
GANEMOS	0 0%	0 0%	0 0%	0 0%	0 0%	0 0%

	Oluges, les	Omellons, els	Omells de na Gaia, els	Organyà	Os de Balaguer	Ossó de Sió
Counted	100%		100%		100%	
Votes cast	107 76,43%	164 82,00%	93 76,23%	543 81,17%	656 84,32%	156 85,71%
Abstention	33 23,57%	36 18,00%	29 23,77%	126 18,83%	122 15,68%	26 14,29%
Spoilt ballots	0 0%	2 1,22%	0 0%	2 0,37%	1 0,15%	1 0,64%
Blank ballots	1 0,93%	2 1,22%	0 0%	4 0,74%	7 1,07%	0 0%
Ballots for lists	106 99,07%	160 97,56%	93 100%	537 98,90%	648 98,78%	155 99,36%

### Lists

JxSí	75 70,09%	82 50,62%	71 76,34%	353 65,25%	431 65,80%	103 66,45%
C's	4 3,74%	16 9,88%	4 4,30%	20 3,70%	50 7,63%	14 9,03%
PSC	0 0%	10 6,17%	0 0%	50 9,24%	34 5,19%	4 2,58%
CUP	8 7,48%	7 4,32%	11 11,83%	38 7,02%	57 8,70%	10 6,45%
PP	8 7,48%	29 17,90%	5 5,38%	50 9,24%	29 4,43%	12 7,74%
CatSiqueesPot	2 1,87%	10 6,17%	1 1,08%	9 1,66%	24 3,66%	2 1,29%
unio.cat	8 7,48%	5 3,09%	1 1,08%	15 2,77%	22 3,36%	10 6,45%
PACMA	1 0,93%	0 0%	0 0%	0 0%	1 0,15%	0 0%
RECORTES CERO-ELS VERDS	0 0%	0 0%	0 0%	1 0,18%	0 0%	0 0%
GANEMOS	0 0%	1 0,62%	0 0%	1 0,18%	0 0%	0 0%

## Municipalities of Lleida

	Palau d'Anglesola, el		Penelles		Peramola		Pinell de Solsonès		Pinós		Plans de Sió, els	
Counted		<b>100%</b>		<b>100%</b>		<b>100%</b>		<b>100%</b>		<b>100%</b>		<b>100%</b>
Votes cast	1.335	82,15%	289	74,48%	233	83,21%	146	82,95%	198	84,62%	374	82,38%
Abstention	290	17,85%	99	25,52%	47	16,79%	30	17,05%	36	15,38%	80	17,62%
Spoilt ballots	6	0,45%	2	0,69%	6	2,58%	0	0%	2	1,01%	1	0,27%
Blank ballots	13	0,97%	4	1,38%	1	0,43%	1	0,68%	3	1,52%	1	0,27%
Ballots for lists	1.316	98,58%	283	97,92%	226	97,00%	145	99,32%	193	97,47%	372	99,47%

### Lists

JxSí	928	69,83%	226	78,75%	161	70,93%	107	73,29%	128	65,31%	274	73,46%
C's	91	6,85%	15	5,23%	5	2,20%	1	0,68%	2	1,02%	17	4,56%
PSC	43	3,24%	7	2,44%	14	6,17%	2	1,37%	0	0%	11	2,95%
CUP	117	8,80%	15	5,23%	22	9,69%	13	8,90%	29	14,80%	33	8,85%
PP	46	3,46%	8	2,79%	14	6,17%	16	10,96%	10	5,10%	15	4,02%
CatSíqueesPot	41	3,09%	5	1,74%	2	0,88%	0	0%	6	3,06%	8	2,14%
unio.cat	44	3,31%	7	2,44%	7	3,08%	6	4,11%	17	8,67%	13	3,49%
PACMA	6	0,45%	0	0%	0	0%	0	0%	1	0,51%	1	0,27%
RECORTES CERO-ELS VERDS	0	0%	0	0%	1	0,44%	0	0%	0	0%	0	0%
GANEMOS	0	0%	0	0%	0	0%	0	0%	0	0%	0	0%

	Poal, el		Pobla de Cérvoles, la		Pobla de Segur, la		Pont de Bar, el		Pont de Suert, el		Ponts	
Counted		<b>100%</b>		<b>100%</b>		<b>100%</b>		<b>100%</b>		<b>100%</b>		<b>100%</b>
Votes cast	438	85,38%	151	80,32%	1.741	79,39%	99	75,00%	1.288	75,45%	1.475	81,45%
Abstention	75	14,62%	37	19,68%	452	20,61%	33	25,00%	419	24,55%	336	18,55%
Spoilt ballots	1	0,23%	0	0%	7	0,40%	0	0%	10	0,78%	8	0,54%
Blank ballots	2	0,46%	2	1,32%	14	0,80%	1	1,01%	11	0,85%	7	0,47%
Ballots for lists	435	99,32%	149	98,68%	1.720	98,79%	98	98,99%	1.267	98,37%	1.460	98,98%

### Lists

JxSí	292	66,82%	88	58,28%	1.137	65,57%	71	71,72%	466	36,46%	1.042	71,03%
C's	49	11,21%	8	5,30%	87	5,02%	1	1,01%	177	13,85%	81	5,52%
PSC	11	2,52%	8	5,30%	151	8,71%	1	1,01%	227	17,76%	68	4,64%
CUP	15	3,43%	27	17,88%	167	9,63%	19	19,19%	141	11,03%	97	6,61%
PP	44	10,07%	6	3,97%	58	3,34%	1	1,01%	97	7,59%	91	6,20%
CatSíqueesPot	8	1,83%	8	5,30%	63	3,63%	0	0%	99	7,75%	17	1,16%
unio.cat	16	3,66%	4	2,65%	54	3,11%	4	4,04%	47	3,68%	51	3,48%
PACMA	0	0%	0	0%	1	0,06%	1	1,01%	1	0,08%	6	0,41%
RECORTES CERO-ELS VERDS	0	0%	0	0%	1	0,06%	0	0%	7	0,55%	3	0,20%
GANEMOS	0	0%	0	0%	1	0,06%	0	0%	5	0,39%	4	0,27%

	Portella, la		Prats i Sansor		Preixana		Preixens		Prullans		Puiggròs	
Counted		<b>100%</b>		<b>100%</b>		<b>100%</b>		<b>100%</b>		<b>100%</b>		<b>100%</b>
Votes cast	346	87,15%	175	89,29%	268	83,49%	297	78,99%	142	87,12%	178	74,79%
Abstention	51	12,85%	21	10,71%	53	16,51%	79	21,01%	21	12,88%	60	25,21%
Spoilt ballots	1	0,29%	0	0%	5	1,87%	4	1,35%	1	0,70%	1	0,56%
Blank ballots	7	2,02%	4	2,29%	4	1,49%	1	0,34%	1	0,70%	1	0,56%
Ballots for lists	338	97,69%	171	97,71%	259	96,64%	292	98,32%	140	98,59%	176	98,88%

### Lists

JxSí	231	66,96%	97	55,43%	161	61,22%	181	61,77%	117	82,98%	125	70,62%
C's	31	8,99%	14	8,00%	18	6,84%	34	11,60%	5	3,55%	6	3,39%
PSC	19	5,51%	4	2,29%	2	0,76%	7	2,39%	4	2,84%	10	5,65%
CUP	22	6,38%	23	13,14%	35	13,31%	23	7,85%	5	3,55%	13	7,34%
PP	13	3,77%	20	11,43%	27	10,27%	21	7,17%	2	1,42%	8	4,52%
CatSíqueesPot	14	4,06%	5	2,86%	8	3,04%	14	4,78%	3	2,13%	6	3,39%
unio.cat	5	1,45%	8	4,57%	8	3,04%	11	3,75%	4	2,84%	8	4,52%
PACMA	3	0,87%	0	0%	0	0%	1	0,34%	0	0%	0	0%
RECORTES CERO-ELS VERDS	0	0%	0	0%	0	0%	0	0%	0	0%	0	0%
GANEMOS	0	0%	0	0%	0	0%	0	0%	0	0%	0	0%



## Municipalities of Lleida

	Puigverd d'Agramunt		Puigverd de Lleida		Rialp		Ribera d'Ondara		Ribera d'Urgellet		Riner	
Counted	100%		100%		100%		100%		100%		100%	
Votes cast	152	84,92%	846	80,57%	405	80,68%	329	85,68%	522	76,43%	181	84,19%
Abstention	27	15,08%	204	19,43%	97	19,32%	55	14,32%	161	23,57%	34	15,81%
Spoilt ballots	0	0%	5	0,59%	2	0,49%	2	0,61%	0	0%	0	0%
Blank ballots	3	1,97%	9	1,06%	4	0,99%	3	0,91%	7	1,34%	1	0,55%
Ballots for lists	149	98,03%	832	98,35%	399	98,52%	324	98,48%	515	98,66%	180	99,45%

### Lists

JxSí	90	59,21%	439	52,20%	249	61,79%	209	63,91%	333	63,79%	124	68,51%
C's	13	8,55%	106	12,60%	19	4,71%	27	8,26%	31	5,94%	8	4,42%
PSC	2	1,32%	97	11,53%	21	5,21%	6	1,83%	27	5,17%	6	3,31%
CUP	23	15,13%	66	7,85%	52	12,90%	25	7,65%	44	8,43%	29	16,02%
PP	5	3,29%	63	7,49%	21	5,21%	28	8,56%	27	5,17%	7	3,87%
CatSíqueesPot	6	3,95%	34	4,04%	15	3,72%	8	2,45%	23	4,41%	2	1,10%
unio.cat	10	6,58%	19	2,26%	16	3,97%	20	6,12%	30	5,75%	4	2,21%
PACMA	0	0%	3	0,36%	3	0,74%	1	0,31%	0	0%	0	0%
RECORTES CERO-ELS VERDS	0	0%	4	0,48%	3	0,74%	0	0%	0	0%	0	0%
GANEMOS	0	0%	1	0,12%	0	0%	0	0%	0	0%	0	0%

	Riu de Cerdanya		Rosselló		Salàs de Pallars		Sanaüja		Sant Esteve de la Sarga		Sant Guim de Freixenet	
Counted	100%		100%		100%		100%		100%		100%	
Votes cast	85	95,51%	1.581	75,32%	226	85,28%	272	82,42%	90	73,77%	622	80,99%
Abstention	4	4,49%	518	24,68%	39	14,72%	58	17,58%	32	26,23%	146	19,01%
Spoilt ballots	1	1,18%	12	0,76%	0	0%	0	0%	1	1,11%	8	1,29%
Blank ballots	0	0%	6	0,38%	3	1,33%	2	0,74%	1	1,11%	3	0,48%
Ballots for lists	84	98,82%	1.563	98,86%	223	98,67%	270	99,26%	88	97,78%	611	98,23%

### Lists

JxSí	65	77,38%	864	55,07%	142	62,83%	185	68,01%	57	64,04%	410	66,78%
C's	3	3,57%	198	12,62%	6	2,65%	4	1,47%	2	2,25%	34	5,54%
PSC	2	2,38%	124	7,90%	21	9,29%	7	2,57%	2	2,25%	27	4,40%
CUP	9	10,71%	115	7,33%	34	15,04%	28	10,29%	9	10,11%	56	9,12%
PP	1	1,19%	89	5,67%	2	0,88%	32	11,76%	2	2,25%	37	6,03%
CatSíqueesPot	0	0%	92	5,86%	8	3,54%	6	2,21%	7	7,87%	20	3,26%
unio.cat	2	2,38%	65	4,14%	10	4,42%	8	2,94%	9	10,11%	24	3,91%
PACMA	2	2,38%	8	0,51%	0	0%	0	0%	0	0%	0	0%
RECORTES CERO-ELS VERDS	0	0%	6	0,38%	0	0%	0	0%	0	0%	3	0,49%
GANEMOS	0	0%	2	0,13%	0	0%	0	0%	0	0%	0	0%

	Sant Guim de la Plana		Sant Llorenç de Morunys		Sant Martí de Riucorb		Sant Ramon		Sarroca de Bellera		Sarroca de Lleida	
Counted	100%		100%		100%		100%		100%		100%	
Votes cast	119	85,61%	635	82,90%	493	86,64%	346	81,41%	96	81,36%	264	77,19%
Abstention	20	14,39%	131	17,10%	76	13,36%	79	18,59%	22	18,64%	78	22,81%
Spoilt ballots	0	0%	6	0,94%	5	1,01%	1	0,29%	0	0%	0	0%
Blank ballots	0	0%	2	0,31%	3	0,61%	5	1,45%	0	0%	5	1,89%
Ballots for lists	119	100%	627	98,74%	485	98,38%	340	98,27%	96	100%	259	98,11%

### Lists

JxSí	91	76,47%	461	73,29%	318	65,16%	245	71,01%	60	62,50%	198	75,00%
C's	4	3,36%	12	1,91%	26	5,33%	8	2,32%	11	11,46%	1	0,38%
PSC	5	4,20%	23	3,66%	13	2,66%	4	1,16%	2	2,08%	6	2,27%
CUP	11	9,24%	67	10,65%	50	10,25%	31	8,99%	4	4,17%	18	6,82%
PP	2	1,68%	26	4,13%	40	8,20%	33	9,57%	2	2,08%	7	2,65%
CatSíqueesPot	1	0,84%	15	2,38%	13	2,66%	4	1,16%	5	5,21%	12	4,55%
unio.cat	5	4,20%	20	3,18%	24	4,92%	15	4,35%	12	12,50%	17	6,44%
PACMA	0	0%	1	0,16%	1	0,20%	0	0%	0	0%	0	0%
RECORTES CERO-ELS VERDS	0	0%	1	0,16%	0	0%	0	0%	0	0%	0	0%
GANEMOS	0	0%	1	0,16%	0	0%	0	0%	0	0%	0	0%



## Municipalities of Lleida

	Senterada		Sentiu de Sió, la		Seròs		Seu d'Urgell, la		Sidamon		Soleràs, el	
Counted		<b>100%</b>		<b>100%</b>		<b>100%</b>		<b>100%</b>		<b>100%</b>		<b>100%</b>
Votes cast	80	79,21%	335	84,17%	990	79,52%	6.351	70,66%	464	82,42%	222	85,71%
Abstention	21	20,79%	63	15,83%	255	20,48%	2.637	29,34%	99	17,58%	37	14,29%
Spoilt ballots	1	1,25%	6	1,79%	11	1,11%	39	0,61%	6	1,29%	0	0%
Blank ballots	0	0%	4	1,19%	9	0,91%	45	0,71%	6	1,29%	2	0,90%
Ballots for lists	79	98,75%	325	97,01%	970	97,98%	6.267	98,68%	452	97,41%	220	99,10%

### Lists

JxSí	54	68,35%	203	61,70%	661	67,52%	3.181	50,40%	260	56,77%	185	83,33%
C's	3	3,80%	42	12,77%	49	5,01%	737	11,68%	53	11,57%	2	0,90%
PSC	6	7,59%	19	5,78%	70	7,15%	829	13,13%	18	3,93%	6	2,70%
CUP	9	11,39%	21	6,38%	61	6,23%	596	9,44%	38	8,30%	12	5,41%
PP	3	3,80%	19	5,78%	57	5,82%	433	6,86%	30	6,55%	4	1,80%
CatSíqueesPot	4	5,06%	11	3,34%	24	2,45%	274	4,34%	38	8,30%	2	0,90%
unio.cat	0	0%	7	2,13%	44	4,49%	177	2,80%	12	2,62%	8	3,60%
PACMA	0	0%	3	0,91%	3	0,31%	25	0,40%	2	0,44%	0	0%
RECORTES CERO-ELS VERDS	0	0%	0	0%	0	0%	11	0,17%	0	0%	1	0,45%
GANEMOS	0	0%	0	0%	1	0,10%	4	0,06%	1	0,22%	0	0%

	Solsona		Soriguera		Sort		Soses		Sudanell		Sunyer	
Counted		<b>100%</b>		<b>100%</b>		<b>100%</b>		<b>100%</b>		<b>100%</b>		<b>100%</b>
Votes cast	4.841	77,84%	246	78,34%	1.225	80,43%	911	82,00%	507	74,23%	198	84,26%
Abstention	1.378	22,16%	68	21,66%	298	19,57%	200	18,00%	176	25,77%	37	15,74%
Spoilt ballots	28	0,58%	0	0%	3	0,24%	2	0,22%	3	0,59%	0	0%
Blank ballots	44	0,91%	1	0,41%	9	0,73%	10	1,10%	4	0,79%	4	2,02%
Ballots for lists	4.769	98,51%	245	99,59%	1.213	99,02%	899	98,68%	500	98,62%	194	97,98%

### Lists

JxSí	3.124	64,91%	117	47,56%	673	55,07%	641	70,52%	334	66,27%	129	65,15%
C's	355	7,38%	10	4,07%	81	6,63%	44	4,84%	38	7,54%	16	8,08%
PSC	293	6,09%	16	6,50%	100	8,18%	70	7,70%	13	2,58%	6	3,03%
CUP	451	9,37%	78	31,71%	205	16,78%	38	4,18%	49	9,72%	20	10,10%
PP	211	4,38%	6	2,44%	61	4,99%	61	6,71%	25	4,96%	5	2,53%
CatSíqueesPot	163	3,39%	14	5,69%	52	4,26%	12	1,32%	25	4,96%	8	4,04%
unio.cat	144	2,99%	3	1,22%	32	2,62%	31	3,41%	15	2,98%	7	3,54%
PACMA	17	0,35%	0	0%	8	0,65%	0	0%	1	0,20%	1	0,51%
RECORTES CERO-ELS VERDS	5	0,10%	1	0,41%	1	0,08%	1	0,11%	0	0%	2	1,01%
GANEMOS	6	0,12%	0	0%	0	0%	1	0,11%	0	0%	0	0%

	Talarn		Talavera		Tàrrega		Tarrés		Tarroja de Segarra		Térmens	
Counted		<b>100%</b>		<b>100%</b>		<b>100%</b>		<b>100%</b>		<b>100%</b>		<b>100%</b>
Votes cast	241	74,15%	200	87,72%	8.105	76,52%	75	88,24%	128	90,14%	837	81,34%
Abstention	84	25,85%	28	12,28%	2.487	23,48%	10	11,76%	14	9,86%	192	18,66%
Spoilt ballots	1	0,41%	1	0,50%	28	0,35%	0	0%	0	0%	1	0,12%
Blank ballots	0	0%	0	0%	79	0,97%	0	0%	0	0%	6	0,72%
Ballots for lists	240	99,59%	199	99,50%	7.998	98,68%	75	100%	128	100%	830	99,16%

### Lists

JxSí	128	53,33%	133	66,83%	4.845	59,99%	63	84,00%	69	53,91%	570	68,18%
C's	29	12,08%	8	4,02%	724	8,96%	1	1,33%	11	8,59%	37	4,43%
PSC	19	7,92%	3	1,51%	597	7,39%	1	1,33%	0	0%	28	3,35%
CUP	29	12,08%	15	7,54%	813	10,07%	7	9,33%	38	29,69%	47	5,62%
PP	16	6,67%	13	6,53%	419	5,19%	0	0%	5	3,91%	85	10,17%
CatSíqueesPot	3	1,25%	5	2,51%	310	3,84%	2	2,67%	3	2,34%	20	2,39%
unio.cat	13	5,42%	21	10,55%	248	3,07%	1	1,33%	1	0,78%	40	4,78%
PACMA	3	1,25%	1	0,50%	28	0,35%	0	0%	0	0%	0	0%
RECORTES CERO-ELS VERDS	0	0%	0	0%	7	0,09%	0	0%	1	0,78%	1	0,12%
GANEMOS	0	0%	0	0%	7	0,09%	0	0%	0	0%	2	0,24%

## Municipalities of Lleida

	Tírvia		Tiurana		Torà		Torms, els		Tornabous		Torre de Cabdella, la	
Counted	100%		100%		100%		100%		100%		100%	
Votes cast	97	74,05%	55	83,33%	782	83,82%	108	85,71%	482	83,97%	540	83,85%
Abstention	34	25,95%	11	16,67%	151	16,18%	18	14,29%	92	16,03%	104	16,15%
Spoilt ballots	0	0%	0	0%	9	1,15%	1	0,93%	2	0,41%	1	0,19%
Blank ballots	0	0%	0	0%	4	0,51%	0	0%	3	0,62%	3	0,56%
Ballots for lists	97	100%	55	100%	769	98,34%	107	99,07%	477	98,96%	536	99,26%
<b>Lists</b>												
JxSí	57	58,76%	39	70,91%	540	69,86%	83	77,57%	338	70,42%	374	69,39%
C's	7	7,22%	3	5,45%	37	4,79%	0	0%	22	4,58%	9	1,67%
PSC	1	1,03%	3	5,45%	29	3,75%	2	1,87%	13	2,71%	39	7,24%
CUP	25	25,77%	2	3,64%	102	13,20%	9	8,41%	40	8,33%	73	13,54%
PP	3	3,09%	8	14,55%	21	2,72%	3	2,80%	29	6,04%	11	2,04%
CatSíqueesPot	0	0%	0	0%	19	2,46%	5	4,67%	11	2,29%	13	2,41%
unio.cat	3	3,09%	0	0%	20	2,59%	4	3,74%	21	4,38%	16	2,97%
PACMA	1	1,03%	0	0%	1	0,13%	0	0%	2	0,42%	1	0,19%
RECORTES CERO-ELS VERDS	0	0%	0	0%	0	0%	0	0%	1	0,21%	0	0%
GANEMOS	0	0%	0	0%	0	0%	1	0,93%	0	0%	0	0%

	Torrebesses		Torrefarrera		Torrefeta i Florejacs		Torregrossa		Torrelameu		Torres de Segre	
Counted	100%		100%		100%		100%		100%		100%	
Votes cast	197	78,49%	2.414	79,80%	406	80,88%	1.267	80,19%	424	86,35%	1.144	80,34%
Abstention	54	21,51%	611	20,20%	96	19,12%	313	19,81%	67	13,65%	280	19,66%
Spoilt ballots	4	2,03%	10	0,41%	2	0,49%	8	0,63%	1	0,24%	1	0,09%
Blank ballots	1	0,51%	21	0,87%	3	0,74%	8	0,63%	3	0,71%	11	0,96%
Ballots for lists	192	97,46%	2.383	98,72%	401	98,77%	1.251	98,74%	420	99,06%	1.132	98,95%
<b>Lists</b>												
JxSí	140	72,54%	1.360	56,57%	269	66,58%	778	61,80%	313	74,00%	690	60,37%
C's	4	2,07%	355	14,77%	12	2,97%	102	8,10%	16	3,78%	104	9,10%
PSC	7	3,63%	183	7,61%	11	2,72%	112	8,90%	19	4,49%	106	9,27%
CUP	20	10,36%	151	6,28%	55	13,61%	61	4,85%	22	5,20%	69	6,04%
PP	9	4,66%	117	4,87%	26	6,44%	99	7,86%	23	5,44%	76	6,65%
CatSíqueesPot	4	2,07%	105	4,37%	11	2,72%	29	2,30%	13	3,07%	42	3,67%
unio.cat	8	4,15%	94	3,91%	16	3,96%	66	5,24%	14	3,31%	36	3,15%
PACMA	0	0%	15	0,62%	1	0,25%	4	0,32%	0	0%	7	0,61%
RECORTES CERO-ELS VERDS	0	0%	2	0,08%	0	0%	0	0%	0	0%	1	0,09%
GANEMOS	0	0%	1	0,04%	0	0%	0	0%	0	0%	1	0,09%

	Torre-serona		Trepmp		Vall de Boí, la		Vall de Cardós		Vallbona de les Monges		Vallfogona de Balaguer	
Counted	100%		100%		100%		100%		100%		100%	
Votes cast	223	81,39%	3.176	73,95%	636	80,40%	246	84,54%	178	82,79%	1.162	83,00%
Abstention	51	18,61%	1.119	26,05%	155	19,60%	45	15,46%	37	17,21%	238	17,00%
Spoilt ballots	0	0%	16	0,50%	2	0,31%	1	0,41%	2	1,12%	7	0,60%
Blank ballots	3	1,35%	21	0,66%	1	0,16%	3	1,22%	0	0%	12	1,03%
Ballots for lists	220	98,65%	3.139	98,84%	633	99,53%	242	98,37%	176	98,88%	1.143	98,36%
<b>Lists</b>												
JxSí	126	56,50%	1.934	61,20%	402	63,41%	145	59,18%	109	61,93%	675	58,44%
C's	20	8,97%	216	6,84%	26	4,10%	16	6,53%	10	5,68%	113	9,78%
PSC	25	11,21%	337	10,66%	21	3,31%	7	2,86%	3	1,70%	75	6,49%
CUP	11	4,93%	251	7,94%	110	17,35%	39	15,92%	31	17,61%	83	7,19%
PP	19	8,52%	182	5,76%	23	3,63%	11	4,49%	4	2,27%	102	8,83%
CatSíqueesPot	10	4,48%	101	3,20%	24	3,79%	6	2,45%	12	6,82%	44	3,81%
unio.cat	8	3,59%	103	3,26%	26	4,10%	18	7,35%	7	3,98%	44	3,81%
PACMA	0	0%	12	0,38%	1	0,16%	0	0%	0	0%	6	0,52%
RECORTES CERO-ELS VERDS	1	0,45%	2	0,06%	0	0%	0	0%	0	0%	0	0%
GANEMOS	0	0%	1	0,03%	0	0%	0	0%	0	0%	1	0,09%

## Municipalities of Lleida

	Valls d'Aguilar, les		Valls de Valira, les		Vansa i Fòrnols, la		Verdú		Vielha e Mijaran		Vilagrassa	
Counted	100%		100%		100%		100%		100%		100%	
Votes cast	171	75,66%	379	61,83%	130	82,28%	575	78,44%	2.546	70,37%	307	83,88%
Abstention	55	24,34%	234	38,17%	28	17,72%	158	21,56%	1.072	29,63%	59	16,12%
Spoilt ballots	2	1,17%	2	0,53%	0	0%	7	1,22%	8	0,31%	2	0,65%
Blank ballots	0	0%	4	1,06%	0	0%	1	0,17%	21	0,82%	4	1,30%
Ballots for lists	169	98,83%	373	98,42%	130	100%	567	98,61%	2.517	98,86%	301	98,05%

### Lists

JxSí	107	63,31%	227	60,21%	91	70,00%	384	67,61%	670	26,40%	186	60,98%
C's	7	4,14%	38	10,08%	2	1,54%	22	3,87%	643	25,33%	27	8,85%
PSC	11	6,51%	28	7,43%	1	0,77%	35	6,16%	475	18,72%	22	7,21%
CUP	15	8,88%	31	8,22%	20	15,38%	48	8,45%	136	5,36%	25	8,20%
PP	6	3,55%	12	3,18%	8	6,15%	32	5,63%	316	12,45%	15	4,92%
CatSíqueesPot	11	6,51%	23	6,10%	7	5,38%	24	4,23%	146	5,75%	4	1,31%
unio.cat	7	4,14%	13	3,45%	1	0,77%	19	3,35%	108	4,26%	19	6,23%
PACMA	3	1,78%	1	0,27%	0	0%	0	0%	20	0,79%	0	0%
RECORTES CERO-ELS VERDS	1	0,59%	0	0%	0	0%	1	0,18%	3	0,12%	2	0,66%
GANEMOS	1	0,59%	0	0%	0	0%	2	0,35%	0	0%	1	0,33%

	Vilaller		Vilamòs		Vilanova de Bellpuig		Vilanova de la Barca		Vilanova de l'Aguda		Vilanova de Meià	
Counted	100%		100%		100%		100%		100%		100%	
Votes cast	345	77,88%	92	73,02%	755	84,83%	587	79,86%	149	81,87%	292	84,15%
Abstention	98	22,12%	34	26,98%	135	15,17%	148	20,14%	33	18,13%	55	15,85%
Spoilt ballots	1	0,29%	1	1,09%	5	0,66%	3	0,51%	2	1,34%	2	0,68%
Blank ballots	3	0,87%	0	0%	2	0,26%	2	0,34%	6	4,03%	2	0,68%
Ballots for lists	341	98,84%	91	98,91%	748	99,07%	582	99,15%	141	94,63%	288	98,63%

### Lists

JxSí	157	45,64%	15	16,48%	558	74,40%	355	60,79%	102	69,39%	214	73,79%
C's	43	12,50%	31	34,07%	13	1,73%	40	6,85%	6	4,08%	2	0,69%
PSC	46	13,37%	16	17,58%	18	2,40%	55	9,42%	1	0,68%	5	1,72%
CUP	38	11,05%	11	12,09%	104	13,87%	34	5,82%	12	8,16%	35	12,07%
PP	27	7,85%	4	4,40%	29	3,87%	48	8,22%	14	9,52%	14	4,83%
CatSíqueesPot	13	3,78%	6	6,59%	13	1,73%	21	3,60%	0	0%	6	2,07%
unio.cat	16	4,65%	8	8,79%	11	1,47%	28	4,79%	6	4,08%	11	3,79%
PACMA	0	0%	0	0%	0	0%	0	0%	0	0%	1	0,34%
RECORTES CERO-ELS VERDS	1	0,29%	0	0%	0	0%	1	0,17%	0	0%	0	0%
GANEMOS	0	0%	0	0%	2	0,27%	0	0%	0	0%	0	0%

	Vilanova de Segrià		Vila-sana		Vilosell, el		Vinaixa	
Counted	100%		100%		100%		100%	
Votes cast	559	78,73%	445	83,02%	146	89,02%	361	83,95%
Abstention	151	21,27%	91	16,98%	18	10,98%	69	16,05%
Spoilt ballots	1	0,18%	2	0,45%	0	0%	3	0,83%
Blank ballots	2	0,36%	3	0,67%	0	0%	1	0,28%
Ballots for lists	556	99,46%	440	98,88%	146	100%	357	98,89%

### Lists

JxSí	330	59,14%	291	65,69%	113	77,40%	213	59,50%
C's	54	9,68%	41	9,26%	6	4,11%	26	7,26%
PSC	23	4,12%	11	2,48%	1	0,68%	26	7,26%
CUP	64	11,47%	29	6,55%	10	6,85%	46	12,85%
PP	41	7,35%	21	4,74%	4	2,74%	19	5,31%
CatSíqueesPot	17	3,05%	12	2,71%	7	4,79%	13	3,63%
unio.cat	22	3,94%	31	7,00%	5	3,42%	11	3,07%
PACMA	1	0,18%	2	0,45%	0	0%	1	0,28%
RECORTES CERO-ELS VERDS	1	0,18%	2	0,45%	0	0%	0	0%
GANEMOS	3	0,54%	0	0%	0	0%	2	0,56%

## Municipalities of Tarragona

	Residents abroad		Aiguamúrcia		Albinyana		Albiol, I'		Alcanar		Alcover	
Counted		<b>100%</b>		<b>100%</b>		<b>100%</b>		<b>100%</b>		<b>100%</b>		<b>100%</b>
Votes cast	966	6,60%	555	80,55%	1.374	75,91%	260	81,00%	4.733	74,76%	2.834	78,46%
Abstention	13.661	93,40%	134	19,45%	436	24,09%	61	19,00%	1.598	25,24%	778	21,54%
Spoilt ballots	4	0,41%	7	1,26%	18	1,31%	0	0%	41	0,87%	9	0,32%
Blank ballots	4	0,41%	4	0,72%	3	0,22%	3	1,15%	53	1,12%	18	0,64%
Ballots for lists	958	99,17%	544	98,02%	1.353	98,47%	257	98,85%	4.639	98,01%	2.807	99,05%

### Lists

JxSí	511	53,12%	299	54,56%	424	31,27%	112	43,08%	2.584	55,07%	1.422	50,34%
C's	101	10,50%	66	12,04%	292	21,53%	46	17,69%	376	8,01%	486	17,20%
PSC	80	8,32%	50	9,12%	285	21,02%	22	8,46%	458	9,76%	251	8,88%
PP	70	7,28%	31	5,66%	136	10,03%	21	8,08%	466	9,93%	160	5,66%
CUP	83	8,63%	57	10,40%	58	4,28%	27	10,38%	417	8,89%	254	8,99%
CatSíqueesPot	63	6,55%	32	5,84%	110	8,11%	24	9,23%	205	4,37%	136	4,81%
unio.cat	29	3,01%	5	0,91%	30	2,21%	5	1,92%	107	2,28%	86	3,04%
PACMA	10	1,04%	2	0,36%	12	0,88%	0	0%	14	0,30%	4	0,14%
RECORTES CERO-ELS VERDS	10	1,04%	0	0%	5	0,37%	0	0%	3	0,06%	6	0,21%
GANEMOS	1	0,10%	2	0,36%	1	0,07%	0	0%	9	0,19%	2	0,07%

	Aldea, I'		Aldover		Aleixar, I'		Alfara de Carles		Alforja		Alió	
Counted		<b>100%</b>		<b>100%</b>		<b>100%</b>		<b>100%</b>		<b>100%</b>		<b>100%</b>
Votes cast	2.098	72,00%	518	75,18%	520	81,76%	205	66,99%	1.083	76,16%	286	88,82%
Abstention	816	28,00%	171	24,82%	116	18,24%	101	33,01%	339	23,84%	36	11,18%
Spoilt ballots	26	1,24%	7	1,35%	1	0,19%	3	1,46%	6	0,55%	1	0,35%
Blank ballots	45	2,14%	3	0,58%	2	0,38%	5	2,44%	16	1,48%	2	0,70%
Ballots for lists	2.027	96,62%	508	98,07%	517	99,42%	197	96,10%	1.061	97,97%	283	98,95%

### Lists

JxSí	1.184	57,14%	263	51,47%	297	57,23%	88	43,56%	593	55,06%	168	58,95%
C's	162	7,82%	21	4,11%	40	7,71%	17	8,42%	120	11,14%	13	4,56%
PSC	227	10,96%	66	12,92%	27	5,20%	37	18,32%	82	7,61%	26	9,12%
PP	193	9,31%	62	12,13%	37	7,13%	34	16,83%	49	4,55%	19	6,67%
CUP	90	4,34%	49	9,59%	75	14,45%	12	5,94%	118	10,96%	27	9,47%
CatSíqueesPot	75	3,62%	28	5,48%	18	3,47%	5	2,48%	76	7,06%	15	5,26%
unio.cat	76	3,67%	13	2,54%	19	3,66%	3	1,49%	16	1,49%	13	4,56%
PACMA	9	0,43%	3	0,59%	3	0,58%	0	0%	2	0,19%	2	0,70%
RECORTES CERO-ELS VERDS	2	0,10%	0	0%	1	0,19%	1	0,50%	4	0,37%	0	0%
GANEMOS	9	0,43%	3	0,59%	0	0%	0	0%	1	0,09%	0	0%

	Almóster		Altafulla		Ametlla de Mar, I'		Ampolla, I'		Amposta		Arboç, I'	
Counted		<b>100%</b>		<b>100%</b>		<b>100%</b>		<b>100%</b>		<b>100%</b>		<b>100%</b>
Votes cast	943	86,43%	2.927	81,81%	3.391	76,68%	1.670	79,33%	10.371	72,73%	2.668	77,94%
Abstention	148	13,57%	651	18,19%	1.031	23,32%	435	20,67%	3.888	27,27%	755	22,06%
Spoilt ballots	2	0,21%	16	0,55%	21	0,62%	16	0,96%	67	0,65%	21	0,79%
Blank ballots	3	0,32%	19	0,65%	11	0,32%	10	0,60%	87	0,84%	9	0,34%
Ballots for lists	938	99,47%	2.892	98,80%	3.359	99,06%	1.644	98,44%	10.217	98,52%	2.638	98,88%

### Lists

JxSí	586	62,27%	1.297	44,56%	1.981	58,78%	980	59,25%	5.446	52,85%	841	31,77%
C's	117	12,43%	532	18,28%	405	12,02%	187	11,31%	1.272	12,34%	496	18,74%
PSC	35	3,72%	253	8,69%	243	7,21%	105	6,35%	1.047	10,16%	595	22,48%
PP	46	4,89%	202	6,94%	224	6,65%	150	9,07%	646	6,27%	135	5,10%
CUP	101	10,73%	243	8,35%	208	6,17%	96	5,80%	852	8,27%	254	9,60%
CatSíqueesPot	27	2,87%	253	8,69%	179	5,31%	65	3,93%	598	5,80%	223	8,42%
unio.cat	21	2,23%	80	2,75%	94	2,79%	53	3,20%	297	2,88%	56	2,12%
PACMA	5	0,53%	21	0,72%	12	0,36%	2	0,12%	30	0,29%	20	0,76%
RECORTES CERO-ELS VERDS	0	0%	8	0,27%	5	0,15%	4	0,24%	12	0,12%	14	0,53%
GANEMOS	0	0%	3	0,10%	8	0,24%	2	0,12%	17	0,16%	4	0,15%

## Municipalities of Tarragona

	Arbolí		Argentera, l'		Arnes		Ascó		Banyeres del Penedès		Barberà de la Conca	
Counted		<b>100%</b>		<b>100%</b>		<b>100%</b>		<b>100%</b>		<b>100%</b>		<b>100%</b>
Votes cast	102	91,07%	116	89,23%	346	83,78%	1.046	76,35%	1.738	79,04%	281	78,49%
Abstention	10	8,93%	14	10,77%	67	16,22%	324	23,65%	461	20,96%	77	21,51%
Spoilt ballots	1	0,98%	0	0%	4	1,16%	15	1,43%	12	0,69%	1	0,36%
Blank ballots	0	0%	0	0%	6	1,73%	7	0,67%	8	0,46%	1	0,36%
Ballots for lists	101	99,02%	116	100%	336	97,11%	1.024	97,90%	1.718	98,85%	279	99,29%
<b>Lists</b>												
JxSí	75	74,26%	82	70,69%	253	73,98%	577	55,97%	589	34,13%	165	58,93%
C's	3	2,97%	3	2,59%	6	1,75%	111	10,77%	396	22,94%	32	11,43%
PSC	0	0%	3	2,59%	15	4,39%	98	9,51%	285	16,51%	21	7,50%
PP	0	0%	2	1,72%	12	3,51%	78	7,57%	116	6,72%	4	1,43%
CUP	21	20,79%	18	15,52%	17	4,97%	81	7,86%	116	6,72%	34	12,14%
CatSíqueesPot	1	0,99%	4	3,45%	8	2,34%	29	2,81%	151	8,75%	11	3,93%
unio.cat	1	0,99%	3	2,59%	24	7,02%	38	3,69%	37	2,14%	9	3,21%
PACMA	0	0%	1	0,86%	0	0%	2	0,19%	14	0,81%	1	0,36%
RECORTES CERO-ELS VERDS	0	0%	0	0%	1	0,29%	4	0,39%	11	0,64%	2	0,71%
GANEMOS	0	0%	0	0%	0	0%	6	0,58%	3	0,17%	0	0%

	Batea		Bellmunt del Priorat		Bellvei		Benifallet		Benissanet		Bisbal de Falset, la	
Counted		<b>100%</b>		<b>100%</b>		<b>100%</b>		<b>100%</b>		<b>100%</b>		<b>100%</b>
Votes cast	1.169	77,57%	192	83,12%	1.160	76,22%	473	77,80%	652	82,01%	146	86,90%
Abstention	338	22,43%	39	16,88%	362	23,78%	135	22,20%	143	17,99%	22	13,10%
Spoilt ballots	12	1,03%	0	0%	7	0,60%	4	0,85%	6	0,92%	0	0%
Blank ballots	11	0,94%	3	1,56%	6	0,52%	3	0,63%	6	0,92%	3	2,05%
Ballots for lists	1.146	98,03%	189	98,44%	1.147	98,88%	466	98,52%	640	98,16%	143	97,95%
<b>Lists</b>												
JxSí	550	47,54%	97	50,52%	365	31,66%	257	54,80%	472	73,07%	115	78,77%
C's	71	6,14%	9	4,69%	262	22,72%	25	5,33%	38	5,88%	2	1,37%
PSC	143	12,36%	29	15,10%	167	14,48%	91	19,40%	36	5,57%	4	2,74%
PP	183	15,82%	4	2,08%	132	11,45%	36	7,68%	39	6,04%	5	3,42%
CUP	73	6,31%	35	18,23%	85	7,37%	34	7,25%	31	4,80%	8	5,48%
CatSíqueesPot	55	4,75%	13	6,77%	93	8,07%	12	2,56%	6	0,93%	0	0%
unio.cat	68	5,88%	2	1,04%	26	2,25%	9	1,92%	18	2,79%	9	6,16%
PACMA	1	0,09%	0	0%	11	0,95%	1	0,21%	0	0%	0	0%
RECORTES CERO-ELS VERDS	0	0%	0	0%	4	0,35%	1	0,21%	0	0%	0	0%
GANEMOS	2	0,17%	0	0%	2	0,17%	0	0%	0	0%	0	0%

	Bisbal del Penedès, la		Blancafort		Bonastre		Borges del Camp, les		Bot		Botarell	
Counted		<b>100%</b>		<b>100%</b>		<b>100%</b>		<b>100%</b>		<b>100%</b>		<b>100%</b>
Votes cast	1.940	71,53%	271	83,38%	344	78,90%	1.209	83,09%	410	78,85%	633	81,15%
Abstention	772	28,47%	54	16,62%	92	21,10%	246	16,91%	110	21,15%	147	18,85%
Spoilt ballots	14	0,72%	3	1,11%	7	2,03%	3	0,25%	1	0,24%	0	0%
Blank ballots	11	0,57%	1	0,37%	3	0,87%	2	0,17%	6	1,46%	5	0,79%
Ballots for lists	1.915	98,71%	267	98,52%	334	97,09%	1.204	99,59%	403	98,29%	628	99,21%
<b>Lists</b>												
JxSí	738	38,32%	196	73,13%	194	57,57%	767	63,60%	247	60,39%	365	57,66%
C's	410	21,29%	3	1,12%	39	11,57%	123	10,20%	14	3,42%	59	9,32%
PSC	268	13,91%	2	0,75%	25	7,42%	76	6,30%	55	13,45%	50	7,90%
PP	128	6,65%	4	1,49%	13	3,86%	52	4,31%	21	5,13%	38	6,00%
CUP	152	7,89%	36	13,43%	22	6,53%	101	8,37%	36	8,80%	45	7,11%
CatSíqueesPot	166	8,62%	14	5,22%	35	10,39%	46	3,81%	11	2,69%	45	7,11%
unio.cat	31	1,61%	10	3,73%	4	1,19%	34	2,82%	19	4,65%	19	3,00%
PACMA	17	0,88%	2	0,75%	2	0,59%	4	0,33%	0	0%	5	0,79%
RECORTES CERO-ELS VERDS	5	0,26%	0	0%	0	0%	1	0,08%	0	0%	2	0,32%
GANEMOS	0	0%	0	0%	0	0%	0	0%	0	0%	0	0%

## Municipalities of Tarragona

	Bràfim		Cabacés		Cabra del Camp		Calafell		Camarles		Cambrils	
Counted		100%		100%		100%		100%		100%		100%
Votes cast	413	85,86%	220	84,29%	606	73,10%	11.761	70,29%	1.699	71,54%	15.901	74,59%
Abstention	68	14,14%	41	15,71%	223	26,90%	4.971	29,71%	676	28,46%	5.417	25,41%
Spoilt ballots	3	0,73%	1	0,45%	0	0%	80	0,68%	10	0,59%	90	0,57%
Blank ballots	1	0,24%	1	0,45%	1	0,17%	64	0,54%	24	1,41%	80	0,50%
Ballots for lists	409	99,03%	218	99,09%	605	99,83%	11.617	98,78%	1.665	98,00%	15.731	98,93%

### Lists

JxSí	245	59,76%	153	69,86%	281	46,37%	3.610	30,90%	1.030	60,98%	5.682	35,94%
C's	34	8,29%	5	2,28%	97	16,01%	2.717	23,26%	97	5,74%	4.251	26,89%
PSC	30	7,32%	4	1,83%	76	12,54%	1.763	15,09%	215	12,73%	1.648	10,42%
PP	39	9,51%	10	4,57%	40	6,60%	1.222	10,46%	111	6,57%	1.599	10,11%
CUP	36	8,78%	18	8,22%	59	9,74%	792	6,78%	77	4,56%	911	5,76%
CatSíqueesPot	13	3,17%	4	1,83%	36	5,94%	1.039	8,89%	62	3,67%	1.058	6,69%
unio.cat	6	1,46%	24	10,96%	9	1,49%	280	2,40%	61	3,61%	398	2,52%
PACMA	4	0,98%	0	0%	1	0,17%	98	0,84%	3	0,18%	112	0,71%
RECORTES CERO-ELS VERDS	2	0,49%	0	0%	2	0,33%	33	0,28%	5	0,30%	46	0,29%
GANEMOS	0	0%	0	0%	4	0,66%	63	0,54%	4	0,24%	26	0,16%

	Canonja, la		Capafonts		Capçanes		Caseres		Castellvell del Camp		Catllar, el	
Counted		100%		100%		100%		100%		100%		100%
Votes cast	3.381	77,85%	87	85,29%	299	88,20%	172	76,11%	1.840	85,62%	2.485	79,44%
Abstention	962	22,15%	15	14,71%	40	11,80%	54	23,89%	309	14,38%	643	20,56%
Spoilt ballots	10	0,30%	0	0%	0	0%	6	3,49%	2	0,11%	11	0,44%
Blank ballots	12	0,35%	1	1,15%	2	0,67%	1	0,58%	6	0,33%	11	0,44%
Ballots for lists	3.359	99,35%	86	98,85%	297	99,33%	165	95,93%	1.832	99,57%	2.463	99,11%

### Lists

JxSí	616	18,27%	50	57,47%	202	67,56%	69	41,57%	1.004	54,62%	947	38,28%
C's	970	28,77%	6	6,90%	9	3,01%	25	15,06%	348	18,93%	526	21,26%
PSC	886	26,28%	1	1,15%	9	3,01%	12	7,23%	104	5,66%	298	12,05%
PP	305	9,05%	6	6,90%	15	5,02%	30	18,07%	108	5,88%	173	6,99%
CUP	172	5,10%	21	24,14%	41	13,71%	13	7,83%	158	8,60%	216	8,73%
CatSíqueesPot	303	8,99%	0	0%	11	3,68%	4	2,41%	49	2,67%	220	8,89%
unio.cat	48	1,42%	2	2,30%	8	2,68%	11	6,63%	51	2,77%	52	2,10%
PACMA	45	1,33%	0	0%	1	0,33%	1	0,60%	6	0,33%	18	0,73%
RECORTES CERO-ELS VERDS	7	0,21%	0	0%	1	0,33%	0	0%	0	0%	9	0,36%
GANEMOS	7	0,21%	0	0%	0	0%	0	0%	4	0,22%	4	0,16%

	Colldejou		Conesa		Constantí		Corbera d'Ebre		Cornudella de Montsant		Creixell	
Counted		100%		100%		100%		100%		100%		100%
Votes cast	126	84,00%	87	83,65%	2.934	71,32%	645	80,42%	634	85,44%	1.804	71,96%
Abstention	24	16,00%	17	16,35%	1.180	28,68%	157	19,58%	108	14,56%	703	28,04%
Spoilt ballots	0	0%	2	2,30%	23	0,78%	6	0,93%	0	0%	15	0,83%
Blank ballots	1	0,79%	1	1,15%	13	0,44%	14	2,17%	1	0,16%	7	0,39%
Ballots for lists	125	99,21%	84	96,55%	2.898	98,77%	625	96,90%	633	99,84%	1.782	98,78%

### Lists

JxSí	99	78,57%	58	68,24%	790	27,14%	315	49,30%	422	66,56%	614	34,32%
C's	2	1,59%	3	3,53%	669	22,98%	21	3,29%	25	3,94%	392	21,91%
PSC	7	5,56%	3	3,53%	696	23,91%	41	6,42%	39	6,15%	265	14,81%
PP	0	0%	1	1,18%	289	9,93%	98	15,34%	17	2,68%	186	10,40%
CUP	14	11,11%	13	15,29%	137	4,71%	62	9,70%	92	14,51%	83	4,64%
CatSíqueesPot	1	0,79%	3	3,53%	205	7,04%	48	7,51%	11	1,74%	180	10,06%
unio.cat	2	1,59%	3	3,53%	68	2,34%	35	5,48%	26	4,10%	46	2,57%
PACMA	0	0%	0	0%	28	0,96%	2	0,31%	1	0,16%	12	0,67%
RECORTES CERO-ELS VERDS	0	0%	0	0%	10	0,34%	3	0,47%	0	0%	0	0%
GANEMOS	0	0%	0	0%	6	0,21%	0	0%	0	0%	4	0,22%



## Municipalities of Tarragona

	Cunit		Deltebre		Duesaigües		Espluga de Francolí, l'		Falset		Fatarella, la	
Counted	100%		100%		100%		100%		100%		100%	
Votes cast	6.156	72,20%	6.025	68,67%	169	88,02%	2.263	79,96%	1.672	84,87%	672	77,06%
Abstention	2.370	27,80%	2.749	31,33%	23	11,98%	567	20,04%	298	15,13%	200	22,94%
Spoilt ballots	76	1,23%	83	1,38%	0	0%	13	0,57%	4	0,24%	9	1,34%
Blank ballots	17	0,28%	105	1,74%	0	0%	14	0,62%	11	0,66%	7	1,04%
Ballots for lists	6.063	98,49%	5.837	96,88%	169	100%	2.236	98,81%	1.657	99,10%	656	97,62%

### Lists

JxSí	1.406	23,13%	3.734	62,84%	106	62,72%	1.504	66,84%	1.164	69,78%	427	64,40%
C's	1.628	26,78%	253	4,26%	8	4,73%	147	6,53%	62	3,72%	17	2,56%
PSC	1.129	18,57%	592	9,96%	10	5,92%	160	7,11%	135	8,09%	26	3,92%
PP	698	11,48%	501	8,43%	7	4,14%	115	5,11%	60	3,60%	65	9,80%
CUP	309	5,08%	367	6,18%	27	15,98%	176	7,82%	142	8,51%	83	12,52%
CatSíqueesPot	677	11,13%	235	3,95%	8	4,73%	51	2,27%	32	1,92%	20	3,02%
unio.cat	104	1,71%	124	2,09%	1	0,59%	74	3,29%	53	3,18%	17	2,56%
PACMA	46	0,76%	17	0,29%	1	0,59%	6	0,27%	8	0,48%	0	0%
RECORTES CERO-ELS VERDS	19	0,31%	9	0,15%	1	0,59%	1	0,04%	0	0%	0	0%
GANEMOS	47	0,77%	5	0,08%	0	0%	2	0,09%	1	0,06%	1	0,15%

	Febró, la		Figuera, la		Figuerola del Camp		Flix		Forès		Freginals	
Counted	100%		100%		100%		100%		100%		100%	
Votes cast	31	77,50%	81	85,26%	221	88,05%	2.348	81,22%	37	77,08%	235	85,45%
Abstention	9	22,50%	14	14,74%	30	11,95%	543	18,78%	11	22,92%	40	14,55%
Spoilt ballots	0	0%	1	1,23%	1	0,45%	12	0,51%	1	2,70%	2	0,85%
Blank ballots	0	0%	0	0%	3	1,36%	24	1,02%	0	0%	5	2,13%
Ballots for lists	31	100%	80	98,77%	217	98,19%	2.312	98,47%	36	97,30%	228	97,02%

### Lists

JxSí	21	67,74%	59	73,75%	160	72,73%	1.442	61,73%	24	66,67%	109	46,78%
C's	0	0%	3	3,75%	7	3,18%	105	4,49%	1	2,78%	26	11,16%
PSC	2	6,45%	2	2,50%	12	5,45%	239	10,23%	0	0%	23	9,87%
PP	1	3,23%	2	2,50%	4	1,82%	125	5,35%	3	8,33%	24	10,30%
CUP	6	19,35%	12	15,00%	26	11,82%	239	10,23%	5	13,89%	16	6,87%
CatSíqueesPot	1	3,23%	0	0%	5	2,27%	95	4,07%	1	2,78%	16	6,87%
unio.cat	0	0%	1	1,25%	1	0,45%	55	2,35%	1	2,78%	12	5,15%
PACMA	0	0%	0	0%	2	0,91%	7	0,30%	0	0%	2	0,86%
RECORTES CERO-ELS VERDS	0	0%	1	1,25%	0	0%	2	0,09%	0	0%	0	0%
GANEMOS	0	0%	0	0%	0	0%	3	0,13%	1	2,78%	0	0%

	Galera, la		Gandesa		Garcia		Garidells, els		Ginestar		Godall	
Counted	100%		100%		100%		100%		100%		100%	
Votes cast	412	74,10%	1.612	79,96%	318	79,50%	126	81,82%	474	85,10%	406	77,33%
Abstention	144	25,90%	404	20,04%	82	20,50%	28	18,18%	83	14,90%	119	22,67%
Spoilt ballots	3	0,73%	11	0,68%	1	0,31%	0	0%	5	1,05%	2	0,49%
Blank ballots	6	1,46%	22	1,36%	8	2,52%	2	1,59%	3	0,63%	3	0,74%
Ballots for lists	403	97,82%	1.579	97,95%	309	97,17%	124	98,41%	466	98,31%	401	98,77%

### Lists

JxSí	171	41,81%	943	58,90%	212	66,88%	69	54,76%	355	75,69%	148	36,63%
C's	24	5,87%	123	7,68%	7	2,21%	10	7,94%	8	1,71%	21	5,20%
PSC	32	7,82%	98	6,12%	18	5,68%	10	7,94%	27	5,76%	100	24,75%
PP	69	16,87%	139	8,68%	22	6,94%	4	3,17%	15	3,20%	71	17,57%
CUP	59	14,43%	130	8,12%	25	7,89%	10	7,94%	36	7,68%	29	7,18%
CatSíqueesPot	24	5,87%	50	3,12%	13	4,10%	12	9,52%	12	2,56%	17	4,21%
unio.cat	23	5,62%	94	5,87%	12	3,79%	7	5,56%	11	2,35%	14	3,47%
PACMA	1	0,24%	2	0,12%	0	0%	0	0%	1	0,21%	1	0,25%
RECORTES CERO-ELS VERDS	0	0%	0	0%	0	0%	2	1,59%	1	0,21%	0	0%
GANEMOS	0	0%	0	0%	0	0%	0	0%	0	0%	0	0%



## Municipalities of Tarragona

	Gratallops		Guiamets, els		Horta de Sant Joan		Lloar, el		Llorac		Llorenç del Penedès	
Counted	100%		100%		100%		100%		100%		100%	
Votes cast	163	89,07%	218	91,60%	769	82,60%	88	83,81%	67	77,91%	1.392	79,82%
Abstention	20	10,93%	20	8,40%	162	17,40%	17	16,19%	19	22,09%	352	20,18%
Spoilt ballots	0	0%	1	0,46%	10	1,30%	0	0%	0	0%	8	0,57%
Blank ballots	1	0,61%	0	0%	8	1,04%	0	0%	1	1,49%	7	0,50%
Ballots for lists	162	99,39%	217	99,54%	751	97,66%	88	100%	66	98,51%	1.377	98,92%

### Lists

JxSí	80	49,08%	116	53,46%	423	55,73%	57	64,77%	47	70,15%	797	57,59%
C's	8	4,91%	4	1,84%	27	3,56%	4	4,55%	4	5,97%	174	12,57%
PSC	9	5,52%	20	9,22%	45	5,93%	2	2,27%	2	2,99%	79	5,71%
PP	19	11,66%	14	6,45%	127	16,73%	8	9,09%	0	0%	51	3,68%
CUP	24	14,72%	47	21,66%	64	8,43%	7	7,95%	7	10,45%	138	9,97%
CatSíqueesPot unio.cat	8	4,91%	12	5,53%	23	3,03%	1	1,14%	2	2,99%	85	6,14%
PACMA	13	7,98%	4	1,84%	39	5,14%	9	10,23%	3	4,48%	36	2,60%
PACMA	1	0,61%	0	0%	1	0,13%	0	0%	1	1,49%	7	0,51%
RECORTES CERO-ELS VERDS	0	0%	0	0%	0	0%	0	0%	0	0%	4	0,29%
GANEMOS	0	0%	0	0%	2	0,26%	0	0%	0	0%	6	0,43%

	Marçà		Margalef		Mas de Barberans		Masdenverge		Masllorenç		Masó, la	
Counted	100%		100%		100%		100%		100%		100%	
Votes cast	367	82,66%	71	78,02%	330	71,12%	687	80,54%	287	78,85%	217	89,30%
Abstention	77	17,34%	20	21,98%	134	28,88%	166	19,46%	77	21,15%	26	10,70%
Spoilt ballots	0	0%	0	0%	3	0,91%	6	0,87%	2	0,70%	0	0%
Blank ballots	5	1,36%	2	2,82%	5	1,52%	6	0,87%	2	0,70%	4	1,84%
Ballots for lists	362	98,64%	69	97,18%	322	97,58%	675	98,25%	283	98,61%	213	98,16%

### Lists

JxSí	232	63,22%	50	70,42%	110	33,64%	408	59,91%	196	68,77%	131	60,37%
C's	12	3,27%	5	7,04%	26	7,95%	83	12,19%	11	3,86%	13	5,99%
PSC	13	3,54%	2	2,82%	94	28,75%	51	7,49%	23	8,07%	5	2,30%
PP	6	1,63%	0	0%	47	14,37%	58	8,52%	13	4,56%	13	5,99%
CUP	65	17,71%	4	5,63%	23	7,03%	36	5,29%	26	9,12%	26	11,98%
CatSíqueesPot unio.cat	14	3,81%	7	9,86%	4	1,22%	18	2,64%	9	3,16%	5	2,30%
PACMA	17	4,63%	1	1,41%	18	5,50%	18	2,64%	3	1,05%	20	9,22%
PACMA	1	0,27%	0	0%	0	0%	1	0,15%	1	0,35%	0	0%
RECORTES CERO-ELS VERDS	1	0,27%	0	0%	0	0%	0	0%	0	0%	0	0%
GANEMOS	1	0,27%	0	0%	0	0%	2	0,29%	1	0,35%	0	0%

	Maspujols		Masroig, el		Milà, el		Miravet		Molar, el		Montblanc	
Counted	100%		100%		100%		100%		100%		100%	
Votes cast	486	81,41%	327	88,38%	120	84,51%	446	83,52%	196	86,34%	4.172	79,85%
Abstention	111	18,59%	43	11,62%	22	15,49%	88	16,48%	31	13,66%	1.053	20,15%
Spoilt ballots	3	0,62%	1	0,31%	0	0%	4	0,90%	2	1,02%	24	0,58%
Blank ballots	4	0,82%	3	0,92%	3	2,50%	1	0,22%	1	0,51%	19	0,46%
Ballots for lists	479	98,56%	323	98,78%	117	97,50%	441	98,88%	193	98,47%	4.129	98,97%

### Lists

JxSí	285	59,01%	218	66,87%	55	45,83%	302	68,33%	125	64,43%	2.599	62,66%
C's	50	10,35%	3	0,92%	17	14,17%	12	2,71%	7	3,61%	398	9,59%
PSC	19	3,93%	24	7,36%	0	0%	38	8,60%	17	8,76%	329	7,93%
PP	18	3,73%	23	7,06%	15	12,50%	14	3,17%	8	4,12%	172	4,15%
CUP	66	13,66%	33	10,12%	9	7,50%	43	9,73%	23	11,86%	376	9,06%
CatSíqueesPot unio.cat	19	3,93%	13	3,99%	11	9,17%	13	2,94%	4	2,06%	127	3,06%
PACMA	15	3,11%	8	2,45%	9	7,50%	17	3,85%	9	4,64%	89	2,15%
PACMA	6	1,24%	1	0,31%	0	0%	2	0,45%	0	0%	26	0,63%
RECORTES CERO-ELS VERDS	1	0,21%	0	0%	0	0%	0	0%	0	0%	6	0,14%
GANEMOS	0	0%	0	0%	1	0,83%	0	0%	0	0%	7	0,17%

## Municipalities of Tarragona

	Montbrí del Camp		Montferri		Montmell, el		Mont-ral		Mont-roig del Camp		Móra d'Ebre	
Counted	100%		100%		100%		100%		100%		100%	
Votes cast	1.559	79,46%	222	79,57%	708	65,86%	111	81,02%	5.048	71,68%	3.007	76,79%
Abstention	403	20,54%	57	20,43%	367	34,14%	26	18,98%	1.994	28,32%	909	23,21%
Spoilt ballots	6	0,38%	0	0%	3	0,42%	1	0,90%	19	0,38%	26	0,86%
Blank ballots	10	0,64%	0	0%	6	0,85%	0	0%	21	0,42%	25	0,83%
Ballots for lists	1.543	98,97%	222	100%	699	98,73%	110	99,10%	5.008	99,21%	2.956	98,30%
<b>Lists</b>												
JxSí	930	59,88%	89	40,09%	150	21,28%	55	50,00%	1.827	36,33%	1.642	55,08%
C's	198	12,75%	38	17,12%	196	27,80%	5	4,55%	1.276	25,37%	304	10,20%
PSC	56	3,61%	25	11,26%	137	19,43%	3	2,73%	582	11,57%	310	10,40%
PP	97	6,25%	17	7,66%	85	12,06%	5	4,55%	554	11,02%	192	6,44%
CUP	132	8,50%	15	6,76%	52	7,38%	26	23,64%	239	4,75%	258	8,65%
CatSíqueesPot	75	4,83%	25	11,26%	67	9,50%	12	10,91%	313	6,22%	127	4,26%
unio.cat	41	2,64%	9	4,05%	5	0,71%	4	3,64%	163	3,24%	91	3,05%
PACMA	10	0,64%	4	1,80%	4	0,57%	0	0%	37	0,74%	21	0,70%
RECORTES CERO-ELS VERDS	4	0,26%	0	0%	1	0,14%	0	0%	15	0,30%	10	0,34%
GANEMOS	0	0%	0	0%	2	0,28%	0	0%	2	0,04%	1	0,03%

	Móra la Nova		Morell, el		Morera de Montsant, la		Nou de Gaià, la		Nulles		Pallaresos, els	
Counted	100%		100%		100%		100%		100%		100%	
Votes cast	1.718	78,95%	1.941	78,65%	83	84,69%	326	84,46%	284	84,27%	2.650	81,54%
Abstention	458	21,05%	527	21,35%	15	15,31%	60	15,54%	53	15,73%	600	18,46%
Spoilt ballots	16	0,93%	9	0,46%	0	0%	1	0,31%	2	0,70%	16	0,60%
Blank ballots	14	0,81%	6	0,31%	0	0%	1	0,31%	2	0,70%	15	0,57%
Ballots for lists	1.688	98,25%	1.926	99,23%	83	100%	324	99,39%	280	98,59%	2.619	98,83%
<b>Lists</b>												
JxSí	1.002	58,87%	890	46,07%	60	72,29%	210	64,62%	182	64,54%	873	33,14%
C's	122	7,17%	413	21,38%	0	0%	37	11,38%	22	7,80%	671	25,47%
PSC	199	11,69%	173	8,95%	0	0%	15	4,62%	8	2,84%	327	12,41%
PP	77	4,52%	127	6,57%	2	2,41%	13	4,00%	19	6,74%	193	7,33%
CUP	135	7,93%	121	6,26%	7	8,43%	25	7,69%	26	9,22%	214	8,12%
CatSíqueesPot	86	5,05%	94	4,87%	1	1,20%	12	3,69%	11	3,90%	246	9,34%
unio.cat	57	3,35%	90	4,66%	13	15,66%	7	2,15%	10	3,55%	61	2,32%
PACMA	4	0,24%	9	0,47%	0	0%	3	0,92%	1	0,35%	25	0,95%
RECORTES CERO-ELS VERDS	6	0,35%	6	0,31%	0	0%	2	0,62%	1	0,35%	4	0,15%
GANEMOS	0	0%	3	0,16%	0	0%	0	0%	0	0%	5	0,19%

	Palma d'Ebre, la		Passanant i Belltall		Paüls		Perafort		Perelló, el		Piles, les	
Counted	100%		100%		100%		100%		100%		100%	
Votes cast	267	86,41%	137	91,95%	395	81,44%	710	79,33%	1.493	82,67%	140	84,85%
Abstention	42	13,59%	12	8,05%	90	18,56%	185	20,67%	313	17,33%	25	15,15%
Spoilt ballots	0	0%	0	0%	6	1,52%	0	0%	14	0,94%	0	0%
Blank ballots	3	1,12%	0	0%	7	1,77%	5	0,70%	20	1,34%	2	1,43%
Ballots for lists	264	98,88%	137	100%	382	96,71%	705	99,30%	1.459	97,72%	138	98,57%
<b>Lists</b>												
JxSí	204	76,40%	94	68,61%	236	60,67%	270	38,03%	1.118	75,59%	87	62,14%
C's	3	1,12%	2	1,46%	13	3,34%	186	26,20%	42	2,84%	5	3,57%
PSC	17	6,37%	3	2,19%	71	18,25%	65	9,15%	100	6,76%	6	4,29%
PP	4	1,50%	2	1,46%	19	4,88%	41	5,77%	42	2,84%	4	2,86%
CUP	21	7,87%	23	16,79%	24	6,17%	47	6,62%	81	5,48%	28	20,00%
CatSíqueesPot	12	4,49%	8	5,84%	12	3,08%	56	7,89%	34	2,30%	5	3,57%
unio.cat	3	1,12%	4	2,92%	7	1,80%	25	3,52%	41	2,77%	3	2,14%
PACMA	0	0%	0	0%	0	0%	10	1,41%	0	0%	0	0%
RECORTES CERO-ELS VERDS	0	0%	1	0,73%	0	0%	4	0,56%	1	0,07%	0	0%
GANEMOS	0	0%	0	0%	0	0%	1	0,14%	0	0%	0	0%

## Municipalities of Tarragona

	Pinell de Brai, el		Pira		Pla de Santa Maria, el		Pobla de Mafumet, la		Pobla de Massaluça, la		Pobla de Montornès, la	
Counted	100%		100%		100%		100%		100%		100%	
Votes cast	678	83,29%	304	81,94%	1.454	81,78%	1.870	73,28%	206	76,01%	1.514	73,82%
Abstention	136	16,71%	67	18,06%	324	18,22%	682	26,72%	65	23,99%	537	26,18%
Spoilt ballots	8	1,18%	6	1,97%	11	0,76%	12	0,64%	0	0%	10	0,66%
Blank ballots	10	1,47%	2	0,66%	9	0,62%	8	0,43%	3	1,46%	3	0,20%
Ballots for lists	660	97,35%	296	97,37%	1.434	98,62%	1.850	98,93%	203	98,54%	1.501	99,14%

### Lists

JxSí	351	52,39%	191	64,09%	828	57,38%	453	24,38%	135	65,53%	545	36,24%
C's	18	2,69%	16	5,37%	201	13,93%	539	29,01%	21	10,19%	345	22,94%
PSC	69	10,30%	18	6,04%	70	4,85%	184	9,90%	21	10,19%	171	11,37%
PP	59	8,81%	8	2,68%	85	5,89%	161	8,67%	8	3,88%	142	9,44%
CUP	94	14,03%	33	11,07%	126	8,73%	102	5,49%	6	2,91%	81	5,39%
CatSíqueesPot	43	6,42%	18	6,04%	72	4,99%	117	6,30%	6	2,91%	175	11,64%
unio.cat	24	3,58%	9	3,02%	39	2,70%	255	13,72%	6	2,91%	29	1,93%
PACMA	0	0%	1	0,34%	7	0,49%	34	1,83%	0	0%	9	0,60%
RECORTES CERO-ELS VERDS	2	0,30%	0	0%	2	0,14%	3	0,16%	0	0%	4	0,27%
GANEMOS	0	0%	2	0,67%	4	0,28%	2	0,11%	0	0%	0	0%

	Poboleda		Pont d'Armentera, el		Pontils		Porrera		Pradell de la Teixeta		Prades	
Counted	100%		100%		100%		100%		100%		100%	
Votes cast	242	85,51%	334	81,46%	92	82,14%	307	79,74%	134	87,01%	394	86,21%
Abstention	41	14,49%	76	18,54%	20	17,86%	78	20,26%	20	12,99%	63	13,79%
Spoilt ballots	0	0%	0	0%	2	2,17%	0	0%	0	0%	3	0,76%
Blank ballots	3	1,24%	3	0,90%	1	1,09%	1	0,33%	2	1,49%	3	0,76%
Ballots for lists	239	98,76%	331	99,10%	89	96,74%	306	99,67%	132	98,51%	388	98,48%

### Lists

JxSí	157	64,88%	197	58,98%	56	62,22%	187	60,91%	95	70,90%	288	73,66%
C's	5	2,07%	28	8,38%	4	4,44%	3	0,98%	1	0,75%	9	2,30%
PSC	7	2,89%	21	6,29%	15	16,67%	18	5,86%	8	5,97%	40	10,23%
PP	1	0,41%	22	6,59%	5	5,56%	6	1,95%	3	2,24%	6	1,53%
CUP	48	19,83%	28	8,38%	4	4,44%	73	23,78%	14	10,45%	28	7,16%
CatSíqueesPot	8	3,31%	18	5,39%	1	1,11%	16	5,21%	3	2,24%	9	2,30%
unio.cat	12	4,96%	14	4,19%	4	4,44%	2	0,65%	8	5,97%	6	1,53%
PACMA	0	0%	2	0,60%	0	0%	0	0%	0	0%	1	0,26%
RECORTES CERO-ELS VERDS	0	0%	1	0,30%	0	0%	1	0,33%	0	0%	0	0%
GANEMOS	1	0,41%	0	0%	0	0%	0	0%	0	0%	1	0,26%

	Prat de Comte		Pratdip		Puigpelat		Querol		Rasquera		Renau	
Counted	100%		100%		100%		100%		100%		100%	
Votes cast	128	90,14%	354	85,71%	605	76,78%	328	72,41%	483	79,70%	87	83,65%
Abstention	14	9,86%	59	14,29%	183	23,22%	125	27,59%	123	20,30%	17	16,35%
Spoilt ballots	2	1,56%	1	0,28%	4	0,66%	1	0,30%	5	1,04%	0	0%
Blank ballots	1	0,78%	1	0,28%	3	0,50%	1	0,30%	1	0,21%	0	0%
Ballots for lists	125	97,66%	352	99,44%	598	98,84%	326	99,39%	477	98,76%	87	100%

### Lists

JxSí	67	53,17%	228	64,59%	286	47,59%	121	37,00%	344	71,97%	40	45,98%
C's	7	5,56%	22	6,23%	112	18,64%	53	16,21%	10	2,09%	8	9,20%
PSC	11	8,73%	30	8,50%	45	7,49%	43	13,15%	31	6,49%	6	6,90%
PP	15	11,90%	24	6,80%	37	6,16%	35	10,70%	10	2,09%	1	1,15%
CUP	16	12,70%	36	10,20%	47	7,82%	26	7,95%	57	11,92%	22	25,29%
CatSíqueesPot	6	4,76%	5	1,42%	27	4,49%	39	11,93%	13	2,72%	7	8,05%
unio.cat	3	2,38%	5	1,42%	34	5,66%	4	1,22%	9	1,88%	2	2,30%
PACMA	0	0%	0	0%	6	1,00%	4	1,22%	2	0,42%	1	1,15%
RECORTES CERO-ELS VERDS	0	0%	1	0,28%	3	0,50%	1	0,31%	0	0%	0	0%
GANEMOS	0	0%	1	0,28%	1	0,17%	0	0%	1	0,21%	0	0%

## Municipalities of Tarragona

	Reus		Riba, la		Riba-roja d'Ebre		Riera de Gaià, la		Riudecanyes		Riudecols	
Counted		<b>100%</b>		<b>100%</b>		<b>100%</b>		<b>100%</b>		<b>100%</b>		<b>100%</b>
Votes cast	53.413	76,13%	399	81,76%	776	82,47%	960	81,56%	641	83,36%	748	82,20%
Abstention	16.747	23,87%	89	18,24%	165	17,53%	217	18,44%	128	16,64%	162	17,80%
Spoilt ballots	233	0,44%	4	1,00%	2	0,26%	4	0,42%	1	0,16%	4	0,53%
Blank ballots	277	0,52%	3	0,75%	11	1,42%	6	0,63%	0	0%	5	0,67%
Ballots for lists	52.903	99,05%	392	98,25%	763	98,32%	950	98,96%	640	99,84%	739	98,80%

### Lists

JxSí	19.557	36,78%	239	60,51%	367	47,42%	490	51,26%	440	68,75%	420	56,45%
C's	12.622	23,73%	42	10,63%	65	8,40%	160	16,74%	60	9,38%	88	11,83%
PSC	6.145	11,56%	18	4,56%	123	15,89%	67	7,01%	24	3,75%	81	10,89%
PP	5.249	9,87%	19	4,81%	66	8,53%	53	5,54%	25	3,91%	24	3,23%
CUP	4.271	8,03%	34	8,61%	43	5,56%	101	10,56%	49	7,66%	73	9,81%
CatSíqueesPot unio.cat	3.059	5,75%	17	4,30%	70	9,04%	47	4,92%	27	4,22%	25	3,36%
PACMA	1.353	2,54%	21	5,32%	27	3,49%	27	2,82%	12	1,88%	20	2,69%
PACMA	438	0,82%	1	0,25%	1	0,13%	2	0,21%	3	0,47%	7	0,94%
RECORTES CERO-ELS VERDS	144	0,27%	1	0,25%	1	0,13%	1	0,10%	0	0%	0	0%
GANEMOS	65	0,12%	0	0%	0	0%	2	0,21%	0	0%	1	0,13%

	Riudoms		Rocafort de Queralt		Roda de Berà		Rodonyà		Roquetes		Rourell, el	
Counted		<b>100%</b>		<b>100%</b>		<b>100%</b>		<b>100%</b>		<b>100%</b>		<b>100%</b>
Votes cast	3.750	81,49%	160	80,81%	3.358	72,72%	299	81,25%	4.236	74,42%	248	88,26%
Abstention	852	18,51%	38	19,19%	1.260	27,28%	69	18,75%	1.456	25,58%	33	11,74%
Spoilt ballots	31	0,83%	1	0,63%	13	0,39%	0	0%	45	1,06%	0	0%
Blank ballots	27	0,72%	0	0%	8	0,24%	2	0,67%	26	0,61%	2	0,81%
Ballots for lists	3.692	98,45%	159	99,38%	3.337	99,37%	297	99,33%	4.165	98,32%	246	99,19%

### Lists

JxSí	2.176	58,51%	116	72,96%	913	27,29%	198	66,22%	2.023	48,27%	116	46,77%
C's	558	15,00%	10	6,29%	912	27,26%	29	9,70%	541	12,91%	32	12,90%
PSC	212	5,70%	8	5,03%	512	15,31%	15	5,02%	460	10,98%	30	12,10%
PP	230	6,18%	7	4,40%	388	11,60%	8	2,68%	376	8,97%	16	6,45%
CUP	288	7,74%	11	6,92%	151	4,51%	26	8,70%	385	9,19%	22	8,87%
CatSíqueesPot unio.cat	110	2,96%	1	0,63%	319	9,54%	11	3,68%	231	5,51%	20	8,06%
PACMA	95	2,55%	5	3,14%	104	3,11%	7	2,34%	118	2,82%	10	4,03%
PACMA	19	0,51%	1	0,63%	34	1,02%	2	0,67%	20	0,48%	0	0%
RECORTES CERO-ELS VERDS	4	0,11%	0	0%	3	0,09%	1	0,33%	7	0,17%	0	0%
GANEMOS	0	0%	0	0%	1	0,03%	0	0%	4	0,10%	0	0%

	Salomó		Salou		Sant Carles de la Ràpita		Sant Jaume dels Domenys		Sant Jaume d'Enveja		Santa Bàrbara	
Counted		<b>100%</b>		<b>100%</b>		<b>100%</b>		<b>100%</b>		<b>100%</b>		<b>100%</b>
Votes cast	281	82,89%	10.048	70,05%	7.461	72,11%	1.468	78,50%	1.911	69,19%	1.981	73,84%
Abstention	58	17,11%	4.297	29,95%	2.886	27,89%	402	21,50%	851	30,81%	702	26,16%
Spoilt ballots	1	0,36%	45	0,45%	40	0,54%	9	0,61%	19	0,99%	43	2,17%
Blank ballots	4	1,42%	26	0,26%	57	0,76%	13	0,89%	28	1,47%	17	0,86%
Ballots for lists	276	98,22%	9.977	99,29%	7.364	98,70%	1.446	98,50%	1.864	97,54%	1.921	96,97%

### Lists

JxSí	213	76,07%	2.717	27,16%	4.348	58,59%	667	45,72%	871	46,04%	963	49,69%
C's	12	4,29%	3.268	32,67%	707	9,53%	278	19,05%	64	3,38%	293	15,12%
PSC	12	4,29%	1.173	11,73%	695	9,37%	158	10,83%	469	24,79%	147	7,59%
PP	11	3,93%	1.330	13,30%	439	5,92%	99	6,79%	190	10,04%	211	10,89%
CUP	18	6,43%	403	4,03%	523	7,05%	96	6,58%	116	6,13%	116	5,99%
CatSíqueesPot unio.cat	4	1,43%	689	6,89%	437	5,89%	104	7,13%	90	4,76%	90	4,64%
PACMA	6	2,14%	237	2,37%	179	2,41%	27	1,85%	55	2,91%	89	4,59%
PACMA	0	0%	103	1,03%	20	0,27%	15	1,03%	3	0,16%	8	0,41%
RECORTES CERO-ELS VERDS	0	0%	25	0,25%	15	0,20%	1	0,07%	4	0,21%	1	0,05%
GANEMOS	0	0%	32	0,32%	1	0,01%	1	0,07%	2	0,11%	3	0,15%

## Municipalities of Tarragona

	Santa Coloma de Queralt		Santa Oliva		Sarral		Savallà del Comtat		Secuita, la		Selva del Camp, la	
Counted	100%		100%		100%		100%		100%		100%	
Votes cast	1.683	82,10%	1.835	77,10%	899	80,63%	52	92,86%	1.032	82,83%	3.371	82,89%
Abstention	367	17,90%	545	22,90%	216	19,37%	4	7,14%	214	17,17%	696	17,11%
Spoilt ballots	8	0,48%	17	0,93%	4	0,44%	2	3,85%	12	1,16%	17	0,50%
Blank ballots	9	0,53%	15	0,82%	11	1,22%	1	1,92%	5	0,48%	16	0,47%
Ballots for lists	1.666	98,99%	1.803	98,26%	884	98,33%	49	94,23%	1.015	98,35%	3.338	99,02%
<b>Lists</b>												
JxSí	1.215	72,54%	529	29,10%	567	63,35%	31	62,00%	494	48,43%	1.718	51,22%
C's	74	4,42%	433	23,82%	63	7,04%	1	2,00%	189	18,53%	411	12,25%
PSC	74	4,42%	351	19,31%	64	7,15%	5	10,00%	65	6,37%	395	11,78%
PP	69	4,12%	173	9,52%	54	6,03%	0	0%	53	5,20%	174	5,19%
CUP	130	7,76%	72	3,96%	65	7,26%	5	10,00%	125	12,25%	376	11,21%
CatSíqueesPot	36	2,15%	193	10,62%	40	4,47%	6	12,00%	55	5,39%	128	3,82%
unio.cat	63	3,76%	21	1,16%	28	3,13%	1	2,00%	21	2,06%	113	3,37%
PACMA	3	0,18%	19	1,05%	2	0,22%	0	0%	8	0,78%	18	0,54%
RECORTES CERO-ELS VERDS	2	0,12%	6	0,33%	1	0,11%	0	0%	1	0,10%	3	0,09%
GANEMOS	0	0%	6	0,33%	0	0%	0	0%	4	0,39%	2	0,06%

	Senan		Sénia, la		Solivella		Tarragona		Tivenys		Tivissa	
Counted	100%		100%		100%		100%		100%		100%	
Votes cast	32	84,21%	3.039	76,36%	450	86,71%	69.339	76,92%	548	78,29%	1.103	85,17%
Abstention	6	15,79%	941	23,64%	69	13,29%	20.801	23,08%	152	21,71%	192	14,83%
Spoilt ballots	0	0%	20	0,66%	5	1,11%	247	0,36%	7	1,28%	13	1,18%
Blank ballots	1	3,13%	57	1,88%	0	0%	340	0,49%	5	0,91%	8	0,73%
Ballots for lists	31	96,88%	2.962	97,47%	445	98,89%	68.752	99,15%	536	97,81%	1.082	98,10%
<b>Lists</b>												
JxSí	21	65,63%	993	32,89%	339	76,18%	20.304	29,39%	254	46,95%	668	61,28%
C's	0	0%	517	17,12%	4	0,90%	17.971	26,01%	25	4,62%	62	5,69%
PSC	1	3,13%	432	14,31%	14	3,15%	9.719	14,07%	134	24,77%	45	4,13%
PP	1	3,13%	439	14,54%	23	5,17%	7.682	11,12%	47	8,69%	75	6,88%
CUP	7	21,88%	280	9,27%	47	10,56%	4.615	6,68%	42	7,76%	133	12,20%
CatSíqueesPot	1	3,13%	184	6,09%	4	0,90%	5.837	8,45%	15	2,77%	49	4,50%
unio.cat	0	0%	96	3,18%	13	2,92%	1.667	2,41%	16	2,96%	44	4,04%
PACMA	0	0%	15	0,50%	0	0%	639	0,92%	2	0,37%	5	0,46%
RECORTES CERO-ELS VERDS	0	0%	4	0,13%	1	0,22%	204	0,30%	0	0%	1	0,09%
GANEMOS	0	0%	2	0,07%	0	0%	114	0,16%	1	0,18%	0	0%

	Torre de Fontaubella, la		Torre de l'Espanyol, la		Torredembarra		Torroja del Priorat		Tortosa		Ulldecona	
Counted	100%		100%		100%		100%		100%		100%	
Votes cast	98	90,74%	389	86,83%	7.963	75,00%	120	90,23%	16.718	73,13%	3.035	76,22%
Abstention	10	9,26%	59	13,17%	2.654	25,00%	13	9,77%	6.142	26,87%	947	23,78%
Spoilt ballots	1	1,02%	2	0,51%	49	0,62%	3	2,50%	100	0,60%	33	1,09%
Blank ballots	0	0%	2	0,51%	37	0,46%	1	0,83%	132	0,79%	33	1,09%
Ballots for lists	97	98,98%	385	98,97%	7.877	98,92%	116	96,67%	16.486	98,61%	2.969	97,83%
<b>Lists</b>												
JxSí	62	63,92%	266	68,73%	3.030	38,29%	72	61,54%	8.145	49,01%	1.363	45,40%
C's	5	5,15%	8	2,07%	1.871	23,64%	4	3,42%	2.116	12,73%	336	11,19%
PSC	3	3,09%	32	8,27%	939	11,87%	1	0,85%	1.726	10,39%	323	10,76%
PP	1	1,03%	15	3,88%	679	8,58%	6	5,13%	1.345	8,09%	406	13,52%
CUP	20	20,62%	22	5,68%	563	7,11%	26	22,22%	1.469	8,84%	309	10,29%
CatSíqueesPot	3	3,09%	15	3,88%	544	6,87%	6	5,13%	979	5,89%	133	4,43%
unio.cat	2	2,06%	27	6,98%	176	2,22%	1	0,85%	576	3,47%	87	2,90%
PACMA	1	1,03%	0	0%	50	0,63%	0	0%	83	0,50%	8	0,27%
RECORTES CERO-ELS VERDS	0	0%	0	0%	20	0,25%	0	0%	38	0,23%	3	0,10%
GANEMOS	0	0%	0	0%	5	0,06%	0	0%	9	0,05%	1	0,03%

## Municipalities of Tarragona

	Ulldemolins		Vallclara		Vallfogona de Riucorb		Vallmoll		Valls		Vandellòs i l'Hospitalet de l'Infant	
Counted		<b>100%</b>		<b>100%</b>		<b>100%</b>		<b>100%</b>		<b>100%</b>		<b>100%</b>
Votes cast	311	88,35%	74	84,09%	69	85,19%	987	77,59%	13.204	76,67%	3.353	77,83%
Abstention	41	11,65%	14	15,91%	12	14,81%	285	22,41%	4.017	23,33%	955	22,17%
Spoilt ballots	4	1,29%	0	0%	0	0%	7	0,71%	53	0,40%	16	0,48%
Blank ballots	2	0,64%	1	1,35%	0	0%	3	0,30%	74	0,56%	22	0,66%
Ballots for lists	305	98,07%	73	98,65%	69	100%	977	98,99%	13.077	99,04%	3.315	98,87%

### Lists

JxSí	236	76,87%	58	78,38%	54	78,26%	422	43,06%	6.862	52,18%	1.283	38,45%
C's	7	2,28%	1	1,35%	0	0%	193	19,69%	1.821	13,85%	752	22,54%
PSC	8	2,61%	0	0%	1	1,45%	146	14,90%	1.330	10,11%	471	14,11%
PP	18	5,86%	3	4,05%	2	2,90%	69	7,04%	857	6,52%	282	8,45%
CUP	19	6,19%	8	10,81%	6	8,70%	57	5,82%	1.126	8,56%	208	6,23%
CatSiqueesPot unio.cat	12	3,91%	2	2,70%	2	2,90%	48	4,90%	625	4,75%	215	6,44%
PACMA	5	1,63%	1	1,35%	4	5,80%	30	3,06%	317	2,41%	70	2,10%
RECORTES CERO-ELS VERDS	0	0%	0	0%	0	0%	9	0,92%	93	0,71%	25	0,75%
GANEMOS	0	0%	0	0%	0	0%	3	0,31%	28	0,21%	6	0,18%
	0	0%	0	0%	0	0%	0	0%	18	0,14%	3	0,09%

	Vendrell, el		Vespella de Gaià		Vilabella		Vilalba dels Arcs		Vilallonga del Camp		Vilanova de Prades	
Counted		<b>100%</b>		<b>100%</b>		<b>100%</b>		<b>100%</b>		<b>100%</b>		<b>100%</b>
Votes cast	18.182	72,11%	233	77,67%	507	87,11%	467	82,07%	1.261	80,73%	78	82,98%
Abstention	7.032	27,89%	67	22,33%	75	12,89%	102	17,93%	301	19,27%	16	17,02%
Spoilt ballots	123	0,68%	2	0,86%	1	0,20%	2	0,43%	9	0,71%	0	0%
Blank ballots	97	0,53%	2	0,86%	6	1,18%	3	0,64%	4	0,32%	1	1,28%
Ballots for lists	17.962	98,79%	229	98,28%	500	98,62%	462	98,93%	1.248	98,97%	77	98,72%

### Lists

JxSí	6.023	33,35%	65	28,14%	356	70,36%	282	60,65%	566	45,21%	54	69,23%
C's	4.416	24,45%	56	24,24%	23	4,55%	26	5,59%	200	15,97%	5	6,41%
PSC	2.467	13,66%	37	16,02%	31	6,13%	19	4,09%	128	10,22%	5	6,41%
PP	1.690	9,36%	32	13,85%	18	3,56%	59	12,69%	122	9,74%	2	2,56%
CUP	1.169	6,47%	14	6,06%	45	8,89%	29	6,24%	89	7,11%	2	2,56%
CatSiqueesPot unio.cat	1.617	8,95%	20	8,66%	9	1,78%	8	1,72%	83	6,63%	4	5,13%
PACMA	353	1,95%	1	0,43%	14	2,77%	34	7,31%	46	3,67%	4	5,13%
RECORTES CERO-ELS VERDS	153	0,85%	1	0,43%	4	0,79%	2	0,43%	11	0,88%	1	1,28%
GANEMOS	50	0,28%	3	1,30%	0	0%	2	0,43%	3	0,24%	0	0%
	24	0,13%	0	0%	0	0%	1	0,22%	0	0%	0	0%

	Vilanova d'Escornalbou		Vilaplana		Vila-rodona		Vila-seca		Vilaverd		Vilella Alta, la	
Counted		<b>100%</b>		<b>100%</b>		<b>100%</b>		<b>100%</b>		<b>100%</b>		<b>100%</b>
Votes cast	327	85,83%	409	89,30%	727	84,14%	10.875	74,70%	293	83,71%	87	87,88%
Abstention	54	14,17%	49	10,70%	137	15,86%	3.683	25,30%	57	16,29%	12	12,12%
Spoilt ballots	1	0,31%	4	0,98%	6	0,83%	43	0,40%	5	1,71%	1	1,15%
Blank ballots	1	0,31%	7	1,71%	11	1,51%	38	0,35%	1	0,34%	1	1,15%
Ballots for lists	325	99,39%	398	97,31%	710	97,66%	10.794	99,26%	287	97,95%	85	97,70%

### Lists

JxSí	233	71,47%	281	69,38%	476	66,02%	2.276	21,01%	177	61,46%	33	38,37%
C's	16	4,91%	11	2,72%	35	4,85%	3.874	35,76%	30	10,42%	0	0%
PSC	17	5,21%	13	3,21%	62	8,60%	1.733	16,00%	14	4,86%	3	3,49%
PP	15	4,60%	12	2,96%	34	4,72%	1.156	10,67%	10	3,47%	2	2,33%
CUP	32	9,82%	55	13,58%	54	7,49%	428	3,95%	39	13,54%	41	47,67%
CatSiqueesPot unio.cat	9	2,76%	14	3,46%	30	4,16%	906	8,36%	11	3,82%	1	1,16%
PACMA	2	0,61%	10	2,47%	18	2,50%	253	2,34%	4	1,39%	3	3,49%
RECORTES CERO-ELS VERDS	1	0,31%	2	0,49%	1	0,14%	124	1,14%	2	0,69%	2	2,33%
GANEMOS	0	0%	0	0%	0	0%	32	0,30%	0	0%	0	0%
	0	0%	0	0%	0	0%	12	0,11%	0	0%	0	0%

## Municipalities of Tarragona

	Vilella Baixa, la		Vimbodí i Poblet		Vinebre		Vinyols i els Arcs		Xerta	
Counted		<b>100%</b>		<b>100%</b>		<b>100%</b>		<b>100%</b>		<b>100%</b>
Votes cast	125	88,03%	673	84,87%	258	87,46%	1.080	81,51%	795	83,60%
Abstention	17	11,97%	120	15,13%	37	12,54%	245	18,49%	156	16,40%
Spoilt ballots	0	0%	1	0,15%	2	0,78%	5	0,46%	10	1,26%
Blank ballots	2	1,60%	9	1,34%	4	1,55%	11	1,02%	12	1,51%
Ballots for lists	123	98,40%	663	98,51%	252	97,67%	1.064	98,52%	773	97,23%
<b>Lists</b>										
JxSí	96	76,80%	489	72,77%	163	63,67%	535	49,77%	472	60,13%
C's	2	1,60%	31	4,61%	23	8,98%	167	15,53%	59	7,52%
PSC	3	2,40%	28	4,17%	13	5,08%	104	9,67%	65	8,28%
PP	3	2,40%	20	2,98%	12	4,69%	76	7,07%	42	5,35%
CUP	10	8,00%	51	7,59%	27	10,55%	75	6,98%	87	11,08%
CatSíqueesPot	2	1,60%	23	3,42%	8	3,13%	51	4,74%	27	3,44%
unio.cat	7	5,60%	17	2,53%	3	1,17%	42	3,91%	13	1,66%
PACMA	0	0%	3	0,45%	1	0,39%	9	0,84%	7	0,89%
RECORTES CERO-ELS VERDS	0	0%	1	0,15%	0	0%	0	0%	0	0%
GANEMOS	0	0%	0	0%	2	0,78%	5	0,47%	1	0,13%



## Summary

### Counted

Catalonia: 100%

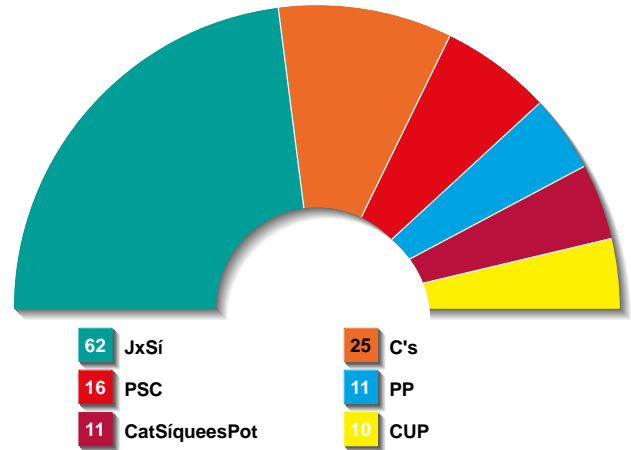
Barcelona: 100%

Girona: 100%

Lleida: 100%

Tarragona: 100%

Catalonia			
Lists	Votes		Seats
JxSí	1.628.714	39,59%	<b>62</b>
C's	736.364	17,90%	<b>25</b>
PSC	523.283	12,72%	<b>16</b>
CatSiqueesPot	367.613	8,94%	<b>11</b>
PP	349.193	8,49%	<b>11</b>
CUP	337.794	8,21%	<b>10</b>
unio.cat	103.293	2,51%	
PACMA	30.157	0,73%	
RECORTES CERO-ELS VERDS	14.444	0,35%	
GANEMOS	1.167	0,03%	
PIRATA.CAT/XDT	327	0,01%	



Lists	Barcelona		Girona		Lleida		Tarragona	
	Votes	Seats	Votes	Seats	Votes	Seats	Votes	Seats
JxSí	1.112.922	36,09% <b>32</b>	216.333	56,06% <b>11</b>	126.922	55,22% <b>10</b>	172.537	41,63% <b>9</b>
C's	581.032	18,84% <b>17</b>	48.346	12,53% <b>2</b>	26.612	11,58% <b>2</b>	80.374	19,39% <b>4</b>
PSC	421.487	13,67% <b>12</b>	33.416	8,66% <b>1</b>	19.364	8,43% <b>1</b>	49.016	11,83% <b>2</b>
CatSiqueesPot	312.527	10,13% <b>9</b>	18.399	4,77% <b>1</b>	9.879	4,30% <b>1</b>	26.808	6,47% <b>1</b>
PP	272.804	8,85% <b>8</b>	22.660	5,87% <b>1</b>	16.761	7,29% <b>1</b>	36.968	8,92% <b>1</b>
CUP	255.328	8,28% <b>7</b>	33.117	8,58% <b>1</b>	18.736	8,15% <b>1</b>	30.613	7,39% <b>1</b>
unio.cat	75.700	2,45%	8.295	2,15%	8.178	3,56%	11.120	2,68%
PACMA	24.426	0,79%	1.823	0,47%	1.046	0,46%	2.862	0,69%
RECORTES CERO-ELS VERDS	12.329	0,40%	759	0,20%	391	0,17%	965	0,23%
GANEMOS	-	-	320	0,08%	221	0,10%	626	0,15%
PIRATA.CAT/XDT	-	-	327	0,08%	-	-	-	-

## Lists with most votes per constituency

### Lists with most votes

Constituencies	Counted	Lists	Votes		Seats
Barcelona	100%	JxSí	1.112.922	36,09%	32
Girona	100%	JxSí	216.333	56,06%	11
Lleida	100%	JxSí	126.922	55,22%	10
Tarragona	100%	JxSí	172.537	41,63%	9
<b>Catalonia</b>	<b>100%</b>	<b>JxSí</b>	<b>1.628.714</b>	<b>39,59%</b>	<b>62</b>

## Lists with most votes per county

### Lists with most votes

Counties	Counted	Lists	Votes	
Alt Camp	100%	JxSí	13.257	53,08%
Alt Empordà	100%	JxSí	32.334	50,91%
Alt Penedès	100%	JxSí	31.681	51,68%
Alt Urgell	100%	JxSí	6.546	57,75%
Alta Ribagorça	100%	JxSí	1.025	45,43%
Anoia	100%	JxSí	29.826	43,97%
Aran	100%	JxSí	1.207	24,72%
Bages	100%	JxSí	52.932	52,80%
Baix Camp	100%	JxSí	40.040	41,06%
Baix Ebre	100%	JxSí	21.765	54,53%
Baix Empordà	100%	JxSí	36.867	54,89%
Baix Llobregat	100%	JxSí	119.383	26,15%
Baix Penedès	100%	JxSí	16.529	32,66%
Barcelonès	100%	JxSí	390.141	32,64%
Berguedà	100%	JxSí	16.735	66,86%
Cerdanya	100%	JxSí	5.859	59,48%
Conca de Barberà	100%	JxSí	8.142	66,54%
Garraf	100%	JxSí	27.967	35,91%
Garrigues	100%	JxSí	7.890	67,48%
Garrotxa	100%	JxSí	22.399	69,27%
Gironès	100%	JxSí	53.355	56,34%
Maresme	100%	JxSí	111.964	44,78%
Moianès	100%	JxSí	5.366	65,84%
Montsià	100%	JxSí	17.514	51,03%
Noguera	100%	JxSí	13.617	63,22%
Osona	100%	JxSí	62.136	68,79%
Pallars Jussà	100%	JxSí	4.904	64,12%
Pallars Sobirà	100%	JxSí	2.657	61,42%
Pla de l'Estany	100%	JxSí	13.198	72,97%
Pla d'Urgell	100%	JxSí	12.944	66,11%
Priorat	100%	JxSí	4.088	66,34%
Ribera d'Ebre	100%	JxSí	8.016	60,84%
Ripollès	100%	JxSí	10.765	65,84%
Segarra	100%	JxSí	6.986	63,08%
Segrià	100%	JxSí	49.117	46,90%
Selva	100%	JxSí	41.735	49,39%
Solsonès	100%	JxSí	5.250	67,58%
Tarragonès	100%	JxSí	38.613	30,30%
Terra Alta	100%	JxSí	4.062	56,39%
Urgell	100%	JxSí	12.296	63,68%
Vallès Occidental	100%	JxSí	169.484	33,13%
Vallès Oriental	100%	JxSí	90.228	39,35%
<b>Catalonia</b>	<b>100%</b>	<b>JxSí</b>	<b>1.628.714</b>	<b>39,59%</b>

## Composition of the Parliament

### Counted


Catalonia: 100%

Barcelona: 100%

Girona: 100%

Lleida: 100%

Tarragona: 100%

List			Votes		Seats
<b>JxSí - JUNTS PEL SÍ</b>					<b>62</b>
	<b>Barcelona</b>		<b>1.112.922</b>	<b>36,09%</b>	<b>32</b>
	1	Raül Romeva i Rueda			
	2	Carme Forcadell i Lluís			
	3	Muriel Casals i Couturier			
	4	Artur Mas i Gavarró			
	5	Oriol Junqueras i Vies			
	6	Eduardo Reyes i Pino			
	7	Oriol Amat i Salas			
	8	Neus Munté i Fernández			
	9	Marta Rovira i Vergés			
	10	Jordi Turull i Negre			
	11	Antoni Comín i Oliveres			
	12	Josep Rull i Andreu			
	13	Anna Simó i Castelló			
	14	Neus Lloveras i Massana			
	15	Chakir El Homrani Lesfar			
	16	Marta Pascal i Capdevila			
	17	Lluís Corominas i Diaz			
	18	Oriol Amorós i March			
	19	Irene Rigau i Oliver			
	20	Germà Gordó i Aubarell			
	21	Pere Aragonès i Garcia			
	22	Antoni Castellà i Clavé			
	23	Alba Vergés i Bosch			
	24	Anna Figueras i Ibáñez			
	25	David Bonvehí i Torras			
	26	Marc Sanglas i Alcantarilla			
	27	Montserrat Candini i Puig			
	28	Magdalena Casamitjana i Aguilà			
	29	Maria Senserrich i Guitart			
	30	Joan Ramon Casals i Mata			
	31	Gerard Gómez del Moral i Fuster			
	32	Jordi Cuminal i Roquet			
	<b>Girona</b>		<b>216.333</b>	<b>56,06%</b>	<b>11</b>
	1	Lluís Llach i Grande			
	2	Anna Caula i Paretas			
	3	Carles Puigdemont i Casamajó			
	4	Roger Torrent i Ramió			
	5	Natàlia Figueras i Pagès			
	6	Dolors Bassa i Coll			
	7	Lluís Guinó i Subirós			
	8	Jordi Munell i Garcia			
	9	Sergi Sabrià i Benito			
	10	Maria Dolors Rovirola i Coromí			
	11	Jordi Orobitg i Solé			

## Composition of the Parliament

### Counted

Catalonia: 100%    Barcelona: 100%    Girona: 100%    Lleida: 100%    Tarragona: 100%

List			Votes	Seats
<b>JxSí - JUNTS PEL SÍ</b>				<b>62</b>
	<b>Lleida</b>		<b>126.922</b>	<b>55,22%</b>
	1	Josep Maria Forné i Febrer		<b>10</b>
	2	Carmina Castellví i Vallverdú		
	3	Albert Batalla i Siscart		
	4	Bernat Solé i Barril		
	5	Violant Cervera i Gòdia		
	6	Montserrat Fornells i Solé		
	7	Marc Solsona i Aixalà		
	8	Antoni Balasch i Parisi		
	9	David Rodríguez i González		
	10	Ramona Barrufet i Santacana		
	<b>Tarragona</b>		<b>172.537</b>	<b>41,63%</b>
	1	Germà Bel Queralt		<b>9</b>
	2	Montserrat Palau Vergés		
	3	Albert Batet Canadell		
	4	Ferran Civit Martí		
	5	Montserrat Vilella Cuadrada		
	6	Josep Lluís Salvadó Tenesa		
	7	Jordi-Miquel Sendra Vellvè		
	8	Meritxell Roigé Pedrola		
	9	Teresa Vallverdú Albornà		

## Composition of the Parliament

### Counted

Catalonia: 100%

Barcelona: 100%

Girona: 100%

Lleida: 100%

Tarragona: 100%

List		Votes		Seats
<b>C's - CIUTADANS-PARTIDO DE LA CIUDADANÍA</b>				<b>25</b>
	<b>Barcelona</b>	<b>581.032</b>	<b>18,84%</b>	<b>17</b>
	1	Inés Arrimadas García		
	2	Carlos Carrizosa Torres		
	3	José María Espejo-Saavedra Conesa		
	4	Fernando Tomás de Páramo Gómez		
	5	Sonia Sierra Infante		
	6	Antonio Espinosa Cerrato		
	7	Francisco Javier Hervías Chiroso		
	8	Susana Beltrán García		
	9	David Mejía Ayra		
	10	Marina Bravo Sobrino		
	11	Joan García González		
	12	Jesús Galiano Gutierrez		
	13	Noemí De la Calle Sifré		
	14	Sergio Sanz Jiménez		
	15	Carmen de Rivera Pla		
	16	Laura Vilchez Sánchez		
17	Elisabeth Valencia Mimbrero			
	<b>Girona</b>	<b>48.346</b>	<b>12,53%</b>	<b>2</b>
	1	Juan María Castel Sucarrat (Jean)		
	2	Alfonso Sánchez Fisac		
	<b>Lleida</b>	<b>26.612</b>	<b>11,58%</b>	<b>2</b>
	1	Jorge Soler González		
	2	Javier Rivas Escamilla		
	<b>Tarragona</b>	<b>80.374</b>	<b>19,39%</b>	<b>4</b>
	1	Matías Alonso Ruiz		
	2	Francisco Javier Domínguez Serrano		
	3	Carlos Sánchez Martín		
	4	Lorena Roldán Suárez		

## Composition of the Parliament

### Counted

Catalonia: 100%    Barcelona: 100%    Girona: 100%    Lleida: 100%    Tarragona: 100%

List		Votes	Seats
<b>PSC - PARTIT DELS SOCIALISTES DE CATALUNYA (PSC-PSOE)</b>			<b>16</b>
	<b>Barcelona</b>	<b>421.487</b>	<b>13,67%</b>
	1 Miquel Iceta Llorens		
	2 Eva Maria Granados Galiano		
	3 Ferran Pedret i Santos		
	4 Àlicia Romero Llano		
	5 Jordi Terrades i Santacreu		
	6 Assumpta Escarp Gibert		
	7 David Pérez Ibáñez		
	8 Esther Niubó Cidoncha		
	9 Pol Gibert Horcas		
	10 Marta Moreta Rovira		
	11 Raúl Moreno Montaña		
12 Eva Maria Martínez Morales			
	<b>Girona</b>	<b>33.416</b>	<b>8,66%</b>
	1 Rafel Bruguera Batalla		<b>1</b>
	<b>Lleida</b>	<b>19.364</b>	<b>8,43%</b>
	1 Òscar Ordeig Molist		<b>1</b>
	<b>Tarragona</b>	<b>49.016</b>	<b>11,83%</b>
	1 Carlos Castillo Rosique		
	2 Rosa M Ibarra Ollé		

List		Votes	Seats
<b>CatSíqueesPot - CATALUNYA SÍ QUE ES POT</b>			<b>11</b>
	<b>Barcelona</b>	<b>312.527</b>	<b>10,13%</b>
	1 Josep Lluís Franco Rabell		
	2 Gemma Lienas Massot		
	3 Joan Coscubiela Conesa		
	4 Àngels Martínez Castells		
	5 Albano Dante Fachin Pozzi		
	6 Joan Josep Nuet Pujals		
	7 Jèssica Albiach Satorres		
	8 Joan Giner Miguelez		
9 Marta Ribas Frias			
	<b>Girona</b>	<b>18.399</b>	<b>4,77%</b>
	1 Marc Vidal i Pou		<b>1</b>
	<b>Tarragona</b>	<b>26.808</b>	<b>6,47%</b>
	1 Gerard Bargalló Boivin (PODEM)		<b>1</b>




## Composition of the Parliament

### Counted

Catalonia: 100%    Barcelona: 100%    Girona: 100%    Lleida: 100%    Tarragona: 100%

List			Votes		Seats
<b>PP - PARTIT POPULAR</b>					
	<b>Barcelona</b>		<b>272.804</b>	<b>8,85%</b>	<b>8</b>
	1	Xavier García Albiol			
	2	Andrea Levy Soler			
	3	Antonio Gallego Burgos			
	4	Esperanza García González			
	5	Santiago Rodríguez i Serra			
	6	Alberto Villagrasa Gil			
	7	M <sup>a</sup> José García Cuevas			
	8	Juan Milian Querol			
	<b>Girona</b>		<b>22.660</b>	<b>5,87%</b>	<b>1</b>
	1	Josep Enric Millo i Rocher			
	<b>Lleida</b>		<b>16.761</b>	<b>7,29%</b>	<b>1</b>
	1	Marisa Xandri Pujol			
	<b>Tarragona</b>		<b>36.968</b>	<b>8,92%</b>	<b>1</b>
	1	Alejandro Fernández Álvarez			

List			Votes		Seats
<b>CUP - CANDIDATURA D'UNITAT POPULAR</b>					
	<b>Barcelona</b>		<b>255.328</b>	<b>8,28%</b>	<b>7</b>
	1	Antonio Baños Boncompain			
	2	Anna Gabriel Sabaté			
	3	Josep Manel Busqueta Franco			
	4	Maria Gabriela Serra Frediani			
	5	Albert Botran Pahissa			
	6	Eulàlia Reguant Cura			
	7	Julià De Jòdar Muñoz			
	<b>Girona</b>		<b>33.117</b>	<b>8,58%</b>	<b>1</b>
	1	Benet Salellas i Vilar			
	<b>Lleida</b>		<b>18.736</b>	<b>8,15%</b>	<b>1</b>
	1	Ramon Usall Santa			
	<b>Tarragona</b>		<b>30.613</b>	<b>7,39%</b>	<b>1</b>
	1	Sergi Saladié Gil			

## Turnout summaries

### Catalonia

	Polling stations committees		Electoral roll	
Totals	8.181		5.314.736	
Set up	8.181	100%	5.314.736	100%
Suspended	0	0%	0	0%
1st summary	8.181	100%	5.314.736	100%
2nd summary	8.181	100%	5.314.736	100%

#### Turnout percentage

1st summary	2015: 35,11%	
	2012: 29,43%	
2nd summary	2015: 63,19%	
	2012: 56,30%	

### Barcelona

	Polling stations committees		Electoral roll	
Totals	5.836		3.972.775	
Set up	5.836	100%	3.972.775	100%
Suspended	0	0%	0	0%
1st summary	5.836	100%	3.972.775	100%
2nd summary	5.836	100%	3.972.775	100%

#### Turnout percentage

1st summary	2015: 34,72%	
	2012: 29,41%	
2nd summary	2015: 63,27%	
	2012: 56,58%	

### Girona

	Polling stations committees		Electoral roll	
Totals	823		495.557	
Set up	823	100%	495.557	100%
Suspended	0	0%	0	0%
1st summary	823	100%	495.557	100%
2nd summary	823	100%	495.557	100%

#### Turnout percentage

1st summary	2015: 38,47%	
	2012: 32,55%	
2nd summary	2015: 65,29%	
	2012: 59,14%	

### Lleida

	Polling stations committees		Electoral roll	
Totals	520		299.113	
Set up	520	100%	299.113	100%
Suspended	0	0%	0	0%
1st summary	520	100%	299.113	100%
2nd summary	520	100%	299.113	100%

#### Turnout percentage

1st summary	2015: 33,82%	
	2012: 26,77%	
2nd summary	2015: 61,13%	
	2012: 54,03%	

### Tarragona

	Polling stations committees		Electoral roll	
Totals	1.002		547.291	
Set up	1.002	100%	547.291	100%
Suspended	0	0%	0	0%
1st summary	1.002	100%	547.291	100%
2nd summary	1.002	100%	547.291	100%

#### Turnout percentage

1st summary	2015: 35,56%	
	2012: 28,24%	
2nd summary	2015: 61,80%	
	2012: 52,96%	



**Generalitat de Catalunya**