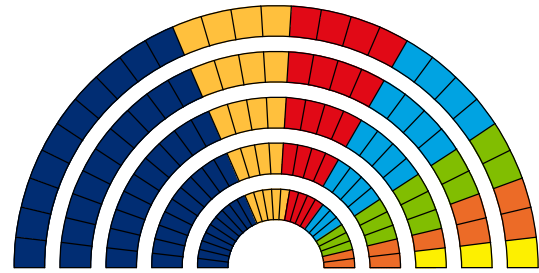
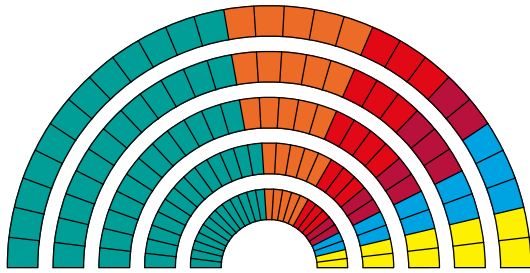








Catalunya



















Escurtat 100%

	2015		2012	
Total votants	4.130.196	74,95%	67,76%	
Abstenció	1.380.657	25,05%	32,24%	
Vots nuls	15.952	0,39%	0,90%	
Vots en blanc	21.895	0,53%	1,44%	
Vots a candidatures	4.092.349	99,08%	97,65%	

135 Diputats a elegir



2015			
Candidatures	Vots		Dip.
 JxSí	1.628.714	39,59%	62
 C's	736.364	17,90%	25
 PSC	523.283	12,72%	16
 CatSíqueesPot	367.613	8,94%	11
 PP	349.193	8,49%	11
 CUP	337.794	8,21%	10
unio.cat	103.293	2,51%	
PACMA	30.157	0,73%	
RECORTES CERO-ELS VERDS	14.444	0,35%	
GANEMOS	1.167	0,03%	
PIRATA.CAT/XDT	327	0,01%	

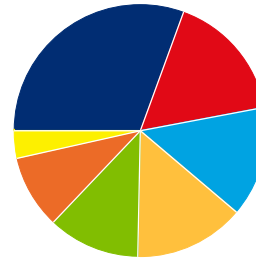
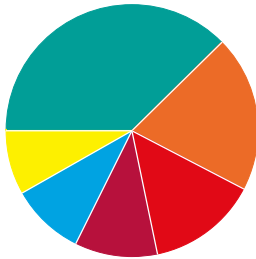
2012						
Dip.	Vots		Candidatures			
9	275.007	7,57%		 C's		
20	524.707	14,43%		 PSC-PSOE		
19	471.681	12,98%		 PP		
3	126.435	3,48%		 CUP-Alt.Esq.		
	20.861	0,57%			 PACMA	
	18.219	0,50%			 PIRATA.CAT	
50	1.116.259	30,71%		 CiU		
21	498.124	13,70%		 ERC-Cat Sí		
13	359.705	9,90%		 ICV-EUiA		
	60.107	1,65%		 PxC		
	46.838	1,29%		 SI		
	28.288	0,78%		 EB		
	14.614	0,40%		 UPyD		
	11.702	0,32%		 FARTS.cat		
	5.984	0,16%		 VD		
	2.582	0,07%		 U.C.E.		
	826	0,02%		 PRE-IR		
	333	0,01%		 SiR		







Barcelona








Escurtat 100%

	2015		2012	
Total votants	3.094.362	75,03%	68,00%	
Abstenció	1.029.987	24,97%	32,00%	
Vots nuls	10.314	0,33%	0,85%	
Vots en blanc	15.493	0,50%	1,38%	
Vots a candidatures	3.068.555	99,17%	97,77%	

85 Diputats a elegir



2015			
Candidatures	Vots		Dip.
 JxSí	1.112.922	36,09%	32
 C's	581.032	18,84%	17
 PSC	421.487	13,67%	12
 CatSíqueesPot	312.527	10,13%	9
 PP	272.804	8,85%	8
 CUP	255.328	8,28%	7
unio.cat	75.700	2,45%	
PACMA	24.426	0,79%	
RECORTES CERO-ELS VERDS	12.329	0,40%	

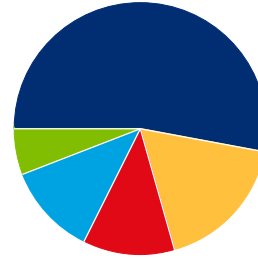
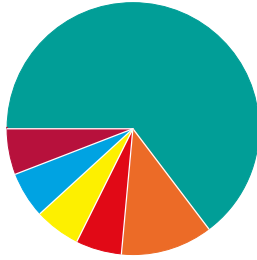
2012			Candidatures		
Dip.	Vots				
8	229.746	8,43%		C's	
14	419.779	15,40%		PSC-PSOE	
12	361.656	13,27%		PP	
3	92.794	3,41%		CUP-Alt.Esq.	
	16.479	0,60%		PACMA	
26	765.330	28,08%		CiU	
12	346.662	12,72%		ERC-Cat Sí	
10	303.625	11,14%		ICV-EUiA	
	51.403	1,89%		PxC	
	32.296	1,19%		SI	
	22.817	0,84%		EB	
	15.241	0,56%		PIRATA.CAT	
	12.147	0,45%		UPyD	
	9.185	0,34%		FARTS.cat	
	5.984	0,22%		VD	
	1.998	0,07%		U.C.E.	

Girona

Escurtat 100%

	2015		2012	
Total votants	387.913	75,94%	69,29%	
Abstenció	122.913	24,06%	30,71%	
Vots nuls	2.050	0,53%	0,80%	
Vots en blanc	2.068	0,53%	1,24%	
Vots a candidatures	383.795	98,94%	97,96%	

17 Diputats a elegir



2015			
Candidatures	Vots		Dip.
JxSí	216.333	56,06%	11
C's	48.346	12,53%	2
PSC	33.416	8,66%	1
CUP	33.117	8,58%	1
PP	22.660	5,87%	1
CatSíqueesPot	18.399	4,77%	1
unio.cat	8.295	2,15%	
PACMA	1.823	0,47%	
RECORTES CERO-ELS VERDS	759	0,20%	
PIRATA.CAT/XDT	327	0,08%	
GANEMOS	320	0,08%	

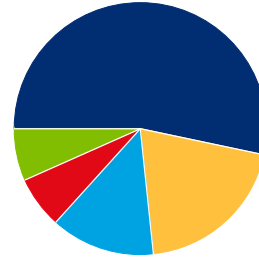
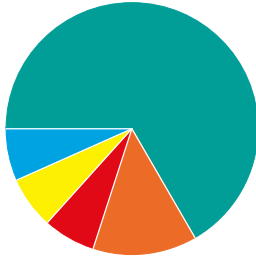
2012				
Dip.	Vots		Candidatures	
	12.341	3,58%	C's	
2	34.688	10,05%	PSC-PSOE	
	14.499	4,20%	CUP-Alt.Esq.	
2	33.096	9,59%	PP	
	1.565	0,45%	PACMA	
	1.137	0,33%	PIRATA.CAT	
9	148.237	42,95%	CiU	
3	61.358	17,78%	ERC-Cat Sí	
1	20.397	5,91%	ICV-EUiA	
	6.011	1,74%	SI	
	3.377	0,98%	PxC	
	1.946	0,56%	EB	
	718	0,21%	FARTS.cat	
	701	0,20%	UPyD	
	525	0,15%	PRE-IR	
	207	0,06%	U.C.E.	

Lleida

Escurtat 100%

	2015		2012	
Total votants	231.004	73,63%	66,78%	
Abstenció	82.739	26,37%	33,22%	
Vots nuls	1.171	0,51%	1,12%	
Vots en blanc	1.723	0,75%	1,99%	
Vots a candidatures	228.110	98,75%	96,89%	

15 Diputats a elegir



2015			
Candidatures	Vots		Dip.
JxSí	126.922	55,22%	10
C's	26.612	11,58%	2
PSC	19.364	8,43%	1
CUP	18.736	8,15%	1
PP	16.761	7,29%	1
CatSíqueesPot	9.879	4,30%	
unio.cat	8.178	3,56%	
PACMA	1.046	0,46%	
RECORTES CERO-ELS VERDS	391	0,17%	
GANEMOS	221	0,10%	

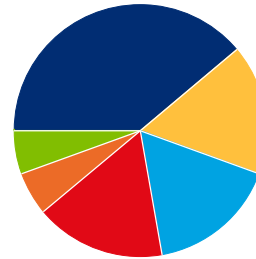
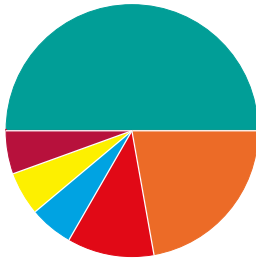
2012			
Dip.	Vots		Candidatures
	6.881	3,33%	C's
1	21.598	10,44%	PSC-PSOE
	6.302	3,05%	CUP-Alt.Esq.
2	23.338	11,29%	PP
	752	0,36%	PACMA
8	89.035	43,05%	CiU
3	36.011	17,41%	ERC-Cat Sí
1	11.145	5,39%	ICV-EUiA
	3.038	1,47%	SI
	1.417	0,69%	EB
	1.224	0,59%	PxC
	642	0,31%	PIRATA.CAT
	476	0,23%	FARTS.cat
	393	0,19%	UPyD
	301	0,15%	PRE-IR
	90	0,04%	U.C.E.











Tarragona












Escurtat 100%

	2015		2012	
Total votants	416.917	74,19%	65,17%	
Abstenció	145.018	25,81%	34,83%	
Vots nuls	2.417	0,58%	1,29%	
Vots en blanc	2.611	0,63%	1,77%	
Vots a candidatures	411.889	98,79%	96,94%	

18 Diputats a elegir



2015			
Candidatures	Vots		Dip.
 JxSí	172.537	41,63%	9
 C's	80.374	19,39%	4
 PSC	49.016	11,83%	2
 PP	36.968	8,92%	1
 CUP	30.613	7,39%	1
 CatSíqueesPot unio.cat	26.808	6,47%	1
 PACMA	11.120	2,68%	
 RECORTES CERO-ELS VERDS	2.862	0,69%	
 GANEMOS	965	0,23%	
 GANEMOS	626	0,15%	

2012						
Dip.	Vots		Candidatures			
1	26.039	7,27%				 C's
3	48.642	13,58%				 PSC-PSOE
3	53.591	14,96%				 PP
	12.840	3,59%				 CUP-Alt.Esq.
	2.065	0,58%				 PACMA
7	113.657	31,74%				 CiU
3	54.093	15,11%				 ERC-Cat Sí
1	24.538	6,85%				 ICV-EUiA
	5.493	1,53%				 SI
	4.103	1,15%				 PxC
	2.108	0,59%				 EB
	1.373	0,38%				 UPyD
	1.323	0,37%				 FARTS.cat
	1.199	0,33%				 PIRATA.CAT
	333	0,09%				 SiR
	287	0,08%				 U.C.E.